

colson®

The Most Trusted Casters IN THE WORLD



5.25
4.94

.56

6.25



3.38



2.00 [50.80]



2.44 [62.04]

www.ColsonCaster.com

colson
6SER. 8"

DELRIN BEARING

colson

ENDURA



www.ColsonCaster.com
800-643-5515

Designed, tested and proven—for over 130 years.

Since 1885, Colson's quality lines of casters and wheels have defined the caster industry. Leading warranties and continuous innovations, including the unrivaled Performa wheel, have established Colson as one of the most trusted caster brands in the world today. At Colson, we strive to protect and strengthen our legacy of trust and innovation in everything we do. Colson offers **over 200,000 different standard caster models, plus the expertise and technology to provide a custom solution for any caster application.** Contact us today, and put our experts to work for you in specifying the perfect Colson caster!

The Most Trusted Casters IN THE WORLD



To assure our products are of the utmost quality, we test to the highest standards and continually evaluate all production results and processes.

That's why we offer the **industry's leading 3-year warranty for all Colson branded products.**

Visit www.colsoncaster.com/warranty for official Colson warranty information.

Associations / Memberships:



Many Colson casters are NSF listed for use in the food services industry. Look for this logo to indicate qualifying products.





- Industry Leader
- The most complete product offering in the world
- The highest value for your caster dollar
- Local service worldwide, ready for any business need
- One-stop shopping for any application and budget
- The most experienced engineering, sales, manufacturing, and quality teams

THE GLOBAL LEADER IN CASTERS AND WHEELS



Engineering

Utilizing the latest in available technologies, our highly experienced global design and engineering teams ensure every detail in performance, materials and aesthetics are delivered to meet customer expectations and safety standards.



Manufacturing

We constantly strive to set standards in caster manufacturing innovation and automation. Colson's caster and wheel manufacturing facilities are located around the world, and Colson leads the industry in USA-made casters and wheels.



Quality

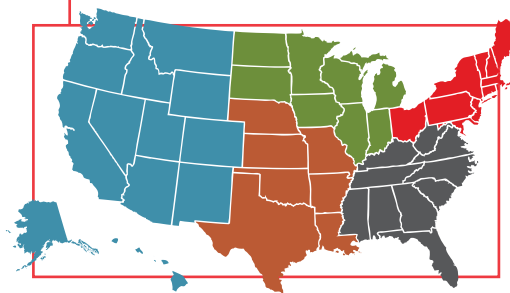
Industry leading test labs and global quality systems confirm our casters meet stringent quality standards and ANSI ICWM:2012 standards. This allows Colson to offer an industry leading 3-year warranty on all Colson branded products.



Service

Our trusted products are backed by the best support teams in the business. Located throughout the U.S., our teams provide local service nationwide. It's the committed service and support that you can rely on every time.

World Class Casters Backed by the **Best Support Team in the Business**



- 800-643-3252
- 800-635-5180
- 800-643-2263
- 800-643-2183
- 800-643-3509


If you're ready to make a purchase or have questions—call us or visit the "Contact Us" page on ColsonCaster.com

Download **3D CAD Models!**

ColsonCaster.com/CAD

App Store | Search: "Caster CAD 3D"

- **Quickly configure** caster models to your desired specifications
- Download the model in **your native CAD format**
- Know that you are adding a **viable product into your design**
- **Easily share** the drawing or data sheet with your team to keep everyone in the loop





How to Select Your Caster & Wheel

How to Select the Proper Caster & Wheel
p. 6

Understanding our Model Numbers
p. 7

Wheel Selection Guide
p. 8-9

1 Series

Page: 10-19



Wood Furniture p. 10



Expanding Adapter p. 11



Grip Ring p. 12-13



Threaded p. 14-15



Square p. 16



Plate p. 17-19

Tread Width: 7/8"

Wheel Diameters: 1-5/8", 2", 3", 4" and 5"

Capacity: 60 lbs to 145 lbs each

Brake: Side lock

2 Series

Page: 20-37



Plate p. 20-21



Threaded p. 22-23



Grip Ring p. 24-25



Expanding Adapter p. 26-27



Modular p. 28-29



Square p. 30-31



Pipe Thread p. 32-33



Convertible Hand Truck p. 34



LoPro p. 35



Stainless p. 36-37

STAINLESS

Tread Width: 1-1/4" to 1-15/32"

Wheel Diameters: 2-1/2", 3", 3-12", 4" and 5"

Capacity: 125 lbs to 325 lbs each

Brakes: Top lock, total lock, direction lock, tech lock

3 Series

Page: 38-41



Plate p. 38-39



Square p. 40-41



Round p. 40-41

Tread Width: 1-1/2"

Wheel Diameters: 3", 4", 5" and 6"

Capacity: 250 lbs to 800 lbs each

Brake: Top lock

4 Series

Page: 42-51



Plate p. 42-45



Stainless p. 46-47



Business Machine p. 48



Enforcer p. 50-51

STAINLESS

KINGPINLESS

Tread Width: 1-1/2" or 2"

Wheel Diameters: 3", 3-1/4", 4", 5", 6" and 8"

Capacity: 225 lbs to 1,500 lbs each

Brakes: Tech lock, total lock, top lock, tread lock, side lock, swivel locks

6 Page: 52-57
Series



Plate p. 52-53 Enforcer p. 54-55 Evolution p. 56-57

Tread Width: 2" or 2-1/2" **Wheel Diameters:** 4", 5", 6", 8" and 10"
Capacity: 300 lbs to 2,000 lbs each **Brakes:** Tread lock, side lock, swivel locks

7 Page: 58-59
Series
ENFORCER



Enforcer p. 58-59

Tread Width: 2-1/2" or 3" **Wheel Diameters:** 6", 8", 10" and 12"
Capacity: 500 lbs to 6,000 lbs each **Brakes:** Tread lock, swivel lock

8 Page: 60-61
Series
ENFORCER



Enforcer p. 60-61

Tread Width: 2-1/2" or 3" **Wheel Diameters:** 6", 8", 10" and 12"
Capacity: 540 lbs to 6,000 lbs each **Brakes:** Tread lock, swivel lock

Wheels Page: 64-95

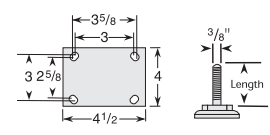


Rubber & Thermoplastic p. 68-77 Polyurethane p. 78-82 Nylon p. 83-85 High Temp p. 86-87 Polyolefin p. 88-89 Phenolic p. 90-91 Metal p. 92-95

Page: 96-105
Parts and Accessories



Page: 106-108
Mountings and Thread Guards



e Page: 109-122
Encore



2 Series Plate p. 110 Dolly p. 111 4 Series Plate p. 112-113 4 Series Stainless p. 114-115 Wheels / Parts & Accessories p. 116-122

How to Select the Proper Caster & Wheel

There is no simple formula or rule that can be followed in selecting the proper casters. Many varying and individual factors must be balanced to make the selection that will do the best job for you. The following are several of the more important considerations.

Load Weight. The heavier the load, the larger the wheel required for the caster. The weight of the load also influences the mobility of the wheel. Roller or ball bearings are recommended for loads over 400 pounds. Weight capacities are shown for each caster in this catalog.

Floor Conditions. Make sure the wheel you select is large enough to pass over cracks in the floor, tracks, moldings and other obstructions. For floor protection on linoleum, tile, carpet, etc., use polyurethane or Performa rubber wheels.

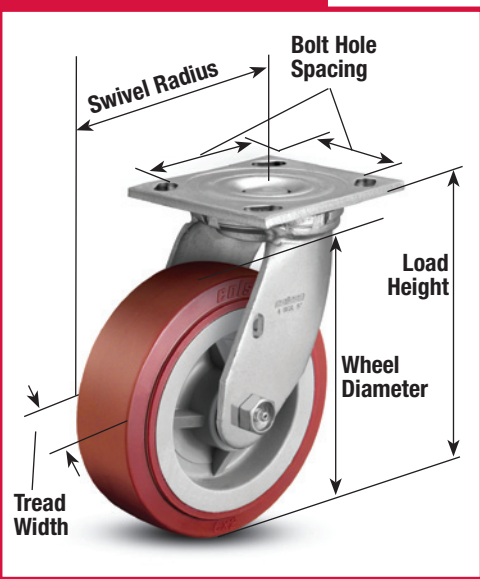
Unusual Conditions. Each wheel material has certain characteristics which will give the best results where unusual conditions exist. For example, where acids, oils, chemicals and other conditions harmful to rubber are present, Colson polyurethane, polyolefin, Maxim, phenolic or steel wheels are recommended. Check conditions, then select the caster and wheel.

Rolling Ease. The larger the wheel diameter, the easier it rolls. Roller bearings carry heavier loads. Ball bearings roll easier but carry lesser loads. When possible, use the largest ball bearing wheel for best results.

Extreme Climates. Room temperatures are no problem for most casters. But extreme cold or heat can be a problem. Colson helps solve this problem with "Colson 45"—the green lube which assures caster rolling ease from 45°F below zero to 260°F above. It's standard on most Colson casters. (**Note:** Some wheel types should not be used in extreme temperature ranges. Consult factory.)

Your Local Distributor. Colson casters are available from stocking distributors across the U.S., Canada, & Mexico. Each is a caster specialist who can help you select the proper caster to suit your needs. Visit our website (www.colsoncaster.com), or contact us for details at 1-800-643-5515.

Caster Terms



Wheel Terms




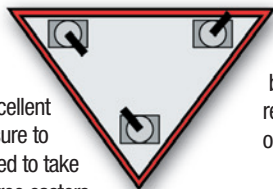
Photo above shows typical wheel. Bearings, bushings, etc. may vary with different wheel types.

Caster Combinations for Trucks

In building, repairing and refurbishing mobile equipment, various effective caster combinations may be used. Several types of mountings are illustrated below.

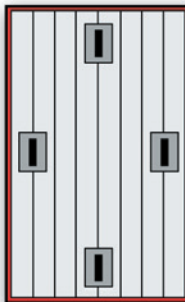
Three Swivel.

For barrel dollies and small portable machines. Affords excellent maneuverability. Be sure to select casters designed to take the weight load on three casters rather than the usual four.

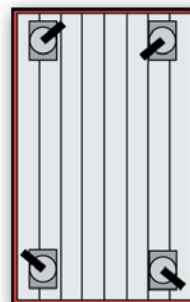


Tilt Mounting. A tilt mounting is the most economical, but should be limited to lighter loads.

The tilt is best when the load wheels are 1/8" taller than the balance wheels. Not recommended for use on ramps.

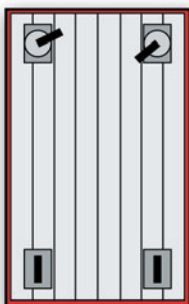


Four Swivel. Where a side motion is frequently needed, the four swivel arrangement is excellent. If the casters are equipped with swivel locks, this mounting is also practical for long straight travel as well as use on ramps. A most versatile arrangement.



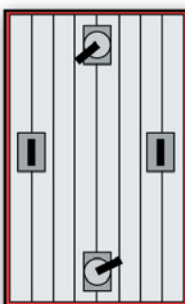
Two Rigid, Two Swivel.

Most practical and inexpensive arrangement for straight and/or long distances. Can be used for heavy or medium loads, depending upon the weight capacity of the casters selected.



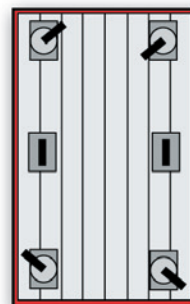
Diamond Mounting.

Two rigid and two swivel casters, but the diamond shaped mounting greatly increases maneuverability. This mounting is not recommended for ramps.



Four Swivel, Two Rigid.

This is a level mounting design for heavy loads and long trucks. The two rigid casters help to distribute and reduce the load on the swivel units and thereby maintain good maneuverability and easy steering.



Caster Model Number

PREFIX

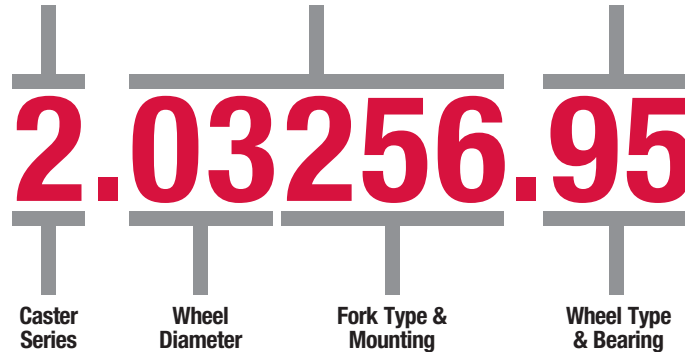
The prefix number shows the caster Series: 1 thru 8 Series with capacities ranging from 60 lbs to 6,000 lbs each.

BODY

The body number shows the wheel diameter and type of fork mounting (swivel, rigid, stem).

SUFFIX

The suffix number shows the type of wheel material and bearing.



The above caster model number is a 2 Series caster with swivel top plate fork and polyurethane tread wheel (HI-TECH).

Note: The replacement fork model number is the same as above except the wheel suffix is not included (For example 2.03256).

Wheel Model Number

PREFIX


The prefix number shows the wheel Series: 1 thru 8 Series ranging from 60 lbs up to 7,200 lbs each.

BODY

The body number shows the wheel diameter.

SUFFIX

The suffix number shows the type of wheel material and bearing, and when applicable, the wheel tread width.



The above caster wheel model number is a 2 Series wheel with a diameter of 3 1/2", made with polyurethane tread and ball bearing.

Note: The diameter code is usually, but not always the diameter of the wheel (for example, the diameter code 3 could denote 3", 3 1/4" and 3 1/2" wheels). Please check wheel chart for actual diameter of wheel.

IMPORTANT NOTICE • CAPACITY RATINGS

Caster and wheel capacities shown in this catalog are based on normal operating conditions as defined by the Institute of Caster and Wheel Manufacturers (ICWM). Normal operating conditions, as defined by the ICWM, consist of manual operations on a relatively smooth surface (such as concrete) with normal minor obstacles. All bearings must be properly lubricated. Conditions of excessive temperature and/or dirt will reduce ratings. **Do not exceed the capacity ratings published in this catalog.**

CUSTOMER RESPONSIBILITIES

1. If caster stem is to be screwed into customer equipment, the customer must add a washer to the stem that will cover the incomplete threads and support the upper race.
2. The stem shoulder must fit tightly against the customer equipment.
3. It is the customer's responsibility to mount the caster in a workmanlike manner so there will be no risk to operator safety.
4. It is the customer's responsibility to determine the fitness of the caster for its application.



Wheel Selection

FLOOR SURFACES

Wheel Selection Guide

WHEEL TYPE	CAPACITY (LBS EACH)	TEMPERATURE RANGE* (FAHRENHEIT)	FLOOR SURFACES										
			CARPET	BRICK	CONCRETE	LINOLEUM	ASPHALT	TERRAZZO	WOOD	SMOOTH STEEL	RIBBED STEEL	TILE	
Performa Rubber®	60 → 1700	-45° to +180° ¹	✓	✓	✓	✓	✓	✓	✓	✓	✓	✓	✓
Trans-forma®	400 → 600	-45° to +180° ¹	✓	✓	✓	✓	✓	✓	✓	✓	✓	✓	✓
Trans-forma® LT	400 → 500	-45° to +180° ¹	✓	✓	✓	✓	✓	✓	✓	✓	✓	✓	✓
Trans-forma® HD	600 → 900	-45° to +180° ¹	✓	✓	✓	✓	✓	✓	✓	✓	✓	✓	✓
Moldon Rubber	400 → 1140	-45° to +160°	✓	✓	✓	✓	✓	✓	✓	✓	✓	✓	✓
Triumph®	900 → 1200	-40° to +180°	✓	✓	✓	✓	✓	✓	✓	✓	✓	✓	✓
Conquest™	800 → 1500	-45° to +180°	✓	✓	✓	✓	✓	✓	✓	✓	✓	✓	✓
Moldon Polyurethane	700 → 3500	-45° to +180°	✓	✓	✓	✓	✓	✓	✓	✓	✓	✓	✓
Polyurethane HI-TECH®	100 → 1700	-45° to +180°	✓	✓	✓	✓	✓	✓	✓	✓	✓	✓	✓
Endura®	1000 → 1200	-45° to +230°	✓	✓	✓	✓	✓	✓	✓	✓	✓	✓	✓
Moldon Nylon	1000 → 1500	-45° to +180°	✓	✓	✓					✓	✓		
Commander HD	2160 → 7200	-30° to +220°	✓	✓	✓					✓	✓		
Maxim®	600 → 1400	-45° to +180°	✓	✓	✓	✓	✓	✓	✓	✓	✓	✓	✓
ThermoTECH®	250	-45° to +525° ²	✓	✓	✓	✓	✓	✓	✓	✓	✓	✓	✓
Thermo®	300 → 1100	-70° to +525° ³	✓	✓	✓					✓	✓		
Polyolefin	75 → 900	-45° to +180°	✓	✓	✓					✓	✓		
Phenolic	300 → 3500	-45° to +180°	✓	✓	✓				✓	✓			
Cast Iron	200 → 3000	-45° to +500°			✓					✓			
Forged Steel	1400 → 4500	-45° to +500°			✓					✓			
V-Groove	800 → 6000	-45° to +500°			✓					✓			

¹ 180° intermittent service; 120° continuous service
² 525° intermittent service; 490° continuous service
³ 525° intermittent service; 480° continuous service

*See Wheel Section (pages 64-95) for information regarding higher operating temperature ranges.

Performa Chemical Chart

Substance	Rating	Substance	Rating	Substance	Rating	Substance	Rating
Organics & Solvents		Methyl ethyl ketone	F	Acetic, 75%	G	Alkalies	
Acetone	G	Oakite (floor cleaner)	E	Acetic, glacial	G	Tartaric	F
Alcohol, butyl	G	Orangeve	X	Boric	G	Ammonium hydroxide	
Alcohol, ethyl	G	Naptha	F	Butyric	G	G	
Alcohol, methyl	G	Nitrobenzene	X	Chromic	F	Calcium hydroxide	G
Aniline	G	Phenol	X	Citric	G	Potassium hydroxide	G
Benzene	X	Tuluene	X	Fluoboric	G	Sodium hydroxide	G
Bravo (wax stripper diluted)	E	Trichloroethylene	X	Hydrobromic, 25%	G	Acids	
Carbon disulfide	X	Varsol	X	Hydrochloric, 10%	G	Acid salts	G-F
Carbon tetrachloride	X	Vestalene (detergent diluted)	E	Hydrofluoric	F	Alkaline salts	G
Chlorobenzene	X	Urine	E	Lactic	F	Neutral salts	G
Chloroform	X	Gases		Nitric, 5%	G	Miscellaneous salts:	
Colson 45 lubricant	G	Carbon dioxide	G	Nitric, 65%	X	Potassium dichromate	G
Enclave SS-2 (parts cleaner)	X	Carbon monoxide	G	Oleic	G	Potassium permanganate	G
Ethyl acetate	F	Chlorine, wet	F	Oleum	X	Salt water	G
Ethylene chloride	G	Chlorine, dry	F	Oxalic	G	Sodium cyanide	G
Ethylene dichloride	F	Hydrogen sulfide	G	Phosphoric, 25%	G	Sodium ferricyanide	G
Ethyl ether	G	Sulfur dioxide, wet	F	Phosphoric, 85%	G	Sodium hypochlorite	G
Formaldehyde, 37%	G	Sulfur dioxide, dry	F	Sulfuric, 10%	G		
Gasoline	X	Sulfur dioxide, dry	F	Sulfuric, 78%	F		
Heptane	X	Acids		Tannic	G		
Methylene chloride	X	Acetic, 10-50%	G				

E=Excellent G=Good F=Fair X=Unacceptable

IMPORTANT NOTICE • CHEMICAL RESISTANCE CHART GUIDELINES

This chart lists an extensive range of chemicals, solvents and gases. Examine the listings in this chart to determine if your application is considered compatible with Performa wheels. Ratings are at 72°F. Concentrations of aqueous solutions

are saturated except where noted. Information in this chart is based on laboratory tests and results may vary in actual caster applications. Field testing is recommended to confirm compatibility with your particular application. For information on the compatibility of other fluids and chemicals, please contact the factory.

OPERATING CONDITIONS

Wheel Selection Guide

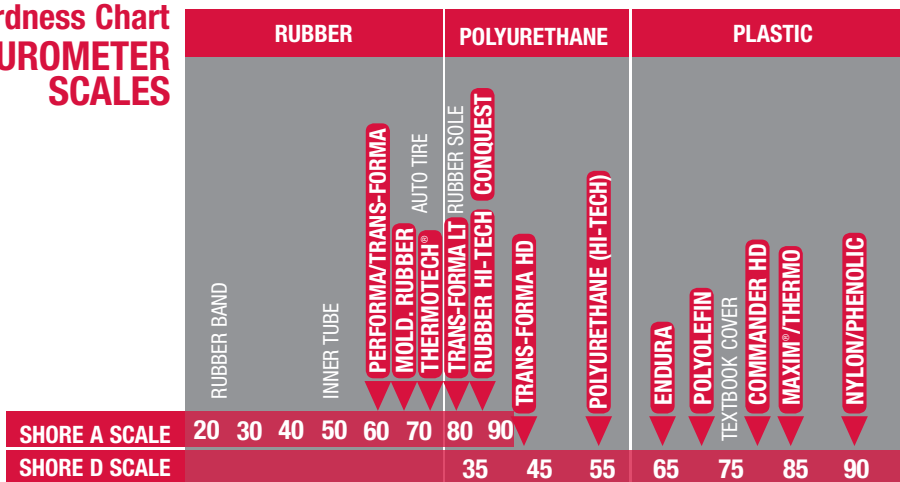
WATER	STEAM	MILD CHEMICALS***	OIL & GREASE	METAL CHIPS	HIGH HEAT (+250°F)	EXTREME COLD (-45°F)	ANIMAL FATS	NOISE REDUCTION	FLOOR PROTECTION	CUSHION LOAD	DURO-METER RATINGS	CATALOG PAGE NUMBER	WHEEL TYPE
✓	✓	✓		✓		✓	✓	✓	✓	✓	65(±5)A	68-74	Performa® Rubber
✓	✓	✓		✓		✓	✓	✓	✓	✓	65(±5)A	75	Trans-forma®
✓	✓	✓		✓		✓	✓	✓	✓	✓	80(±5)A	75	Trans-forma® LT
✓	✓	✓		✓		✓	✓	✓	✓	✓	40(±5)D	76	Trans-forma® HD
✓	✓	✓		✓		✓	✓	✓	✓	✓	70(±5)A	77	Moldon Rubber
✓**	✓	✓	✓	✓		✓	✓	✓	✓		75 to 95(±5)A ¹	78	Triumph®
✓**		✓	✓	✓		✓	✓	✓	✓		85(±5)A	78	Conquest™
✓**		✓	✓	✓		✓	✓	✓	✓		45(±5)D	79 & 82	Moldon Polyurethane
✓**		✓	✓	✓		✓	✓	✓	✓		55(±5)D	80-81	Polyurethane HI-TECH®
✓	✓	✓	✓	✓			✓	✓			63(±5)D	83	Endura®
✓	✓	✓	✓	✓		✓	✓				70(±5)D	84	Moldon Nylon
✓	✓	✓	✓	✓		✓	✓				80(±5)D	84	Commander HD
✓	✓	✓	✓	✓	✓	✓	✓				85(±5)D	85	Maxim®
✓	✓	✓	✓	✓	✓	✓	✓	✓	✓	✓	75(±5)A	86	ThermoTECH®
✓	✓	✓	✓	✓	✓	✓	✓				85(±5)D	87	Thermo®
✓	✓	✓	✓			✓	✓	✓			70(±5)D	88-89	Polyolefin
		✓	✓		✓	✓	✓				90(±5)D	90-91	Phenolic
		✓	✓	✓	✓	✓	✓				-	92-93	Cast Iron®
		✓	✓	✓	✓	✓	✓				-	94	Forged Steel
		✓	✓	✓	✓	✓	✓				-	95	V-Groove

Intermittent contact at room temperature only. *Consult factory for harsh chemicals.

¹ Red crowned tread: 75(±5) Shore A, Brown crowned tread 90(±5) Shore A, Red round tread: 89(±5) Shore A, Blue round tread 95(±5) Shore A.

The above chart is designed to provide the user with a general comparison of Colson wheel types under a variety of floor surfaces and operating conditions. For specific applications or unusual conditions, please consult factory.

Wheel Hardness Chart
DUROMETER SCALES



How To Select Wheel

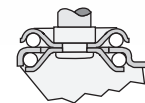
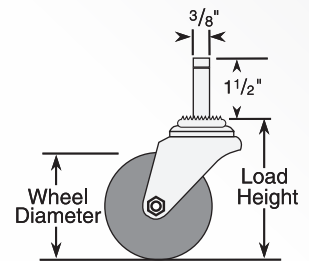
1 Series

WOOD FURNITURE STEM

Capacity up to **75 lbs each**



Standard Dimensions



Swivel Cross Section

Fork Leg Spacing 1⁵/₃₂"

Features

- Zinc plated finish is attractive and durable
- Full double ball hardened raceways for better performance and greater durability
- 5/16" shouldered axle with 1/4" nut
- "Colson 45" multi-temp grease lubricates in extreme hot and cold temperatures

Standard Mounting

- For use on wood furniture that can accept a 3/8" diameter hole approximately 1 5/8" deep
- **Stem Size:** 5/16" diameter x 1 1/2" long
- Standard No. 20 pressed steel adapter (Part #50011) with toothed base is supplied

Colson 1 Series Casters • Wood Furniture Stem • Capacity to 75 lbs

Wheel Dia.	Tread Width	Capacity Each (Pounds)	Wheel Descriptions	Wheel Bearing	Stem Caster Models	Load Height	Swivel Radius	Weight (Pounds)
1 5/8"	7/8"	60	Perfoma Rubber	Delrin	1.01652.441	2 1/2"	1 3/4"	1/2
		75	Polyolefin	Delrin	1.01652.52	2 1/2"	1 3/4"	1/2
2"	7/8"	75	Perfoma Rubber	Delrin	1.02252.441	2 11/16"	1 15/16"	1/2
			Polyolefin	Delrin	1.02252.52	2 11/16"	1 15/16"	1/2
			Cushion Rubber	Ball	1.02252.45	2 11/16"	1 15/16"	1/2
			Hard Rubber	Ball	1.02252.55	2 11/16"	1 15/16"	1/2
3"	7/8"	75	Perfoma Rubber	Delrin	1.03052.441	3 13/16"	2 9/16"	3/4
			Polyurethane HI-TECH	Delrin	1.03052.91	3 13/16"	2 9/16"	3/4
			Polyolefin	Delrin	1.03052.53	3 13/16"	2 9/16"	3/4

Caster Brake



Side Lock
(See page 96) Available on all 3" models. Field installable (Specify BRK3).

Fork Options

NSF Listed for Food Service Industry
All models except thread guards.

Forks Only
To order caster forks only use 1st 6 digits of model numbers (Example: 1.01652).

Wheel Selection



Wheel Option

Thread Guards
(See page 108) Available on all 3" models. Brake & NSF options cannot be used with thread guards (Specify TG1 for metal).



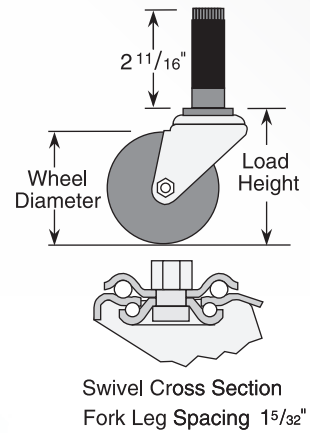
1 Series

EXPANDING ADAPTER STEM

Capacity up to **145 lbs each**



Standard Dimensions



Features

- Zinc plated finish is attractive and durable
- Full double ball hardened raceways for better performance and greater durability
- 5/16" shouldered axle with 1/4" nut
- "Colson 45" multi-temp grease lubricates in extreme hot and cold temperatures

Standard Mounting

- Turning of octagon on upper raceway expands rubber adapter inside of round or square tubing for a tight, permanent fit
- To order, select caster model number and specify stem adapter size by code number from mounting options chart at bottom right

Colson 1 Series Casters • Expanding Adapter Stem • Capacity to 145 lbs each

Wheel Dia.	Tread Width	Capacity Each (Pounds)	Wheel Descriptions	Wheel Bearing	Stem Caster Models*	Load Height	Swivel Radius	Weight (Pounds)
3"	7/8"	100	Polyurethane HI-TECH	Delrin	1.03367.91	3 7/8"	2 13/16"	11/4
		125	Perfoma Rubber	Delrin	1.03367.441	3 7/8"	2 13/16"	11/4
			Polyolefin	Delrin	1.03367.53	3 7/8"	2 13/16"	11/4
4"	7/8"	125	Polyurethane HI-TECH	Delrin	1.04367.91	4 7/8"	3 7/16"	1 1/2
		135	Perfoma Rubber	Delrin	1.04367.441	4 7/8"	3 7/16"	1 1/2
			Polyolefin	Delrin	1.04367.53	4 7/8"	3 7/16"	1 1/2
5"	7/8"	140	Polyurethane HI-TECH	Delrin	1.05367.91	5 7/8"	4 1/16"	1 3/4
		145	Perfoma Rubber	Delrin	1.05367.441	5 7/8"	4 1/16"	1 3/4
			Polyolefin	Delrin	1.05367.53	5 7/8"	4 1/16"	1 3/4

*To order you must include mounting code in the Mounting Options chart below (Example: 1.03367.91 MTG40).

Note: Expanding adapter temperature rating is 180°F.

Caster Brake




Side Lock (See page 96)
Available on all models. Field installable (Specify BRK3).

Fork Options

NSF Listed for Food Service Industry
All models except thread guards.

Forks Only
To order caster forks only use 1st 6 digits of model numbers (Example: 1.03367).

Wheel Selection



Wheel Option

Thread Guards
(See page 108) Available on all 3" models. Brake & NSF options cannot be used with thread guards (Specify TG1 for metal).

Mounting Options

(See page 107)

Inside Diameter of Tube	Mounting Code Numbers	
	Round Tubing	Square Tubing
3/4" - 13/16"	MTG40	-
7/8" - 15/16"	MTG41	MTG51
1" - 1 1/16"	MTG42	MTG52
1 1/8" - 1 3/16"	MTG43	MTG53
1 1/4" - 1 5/16"	MTG44	MTG54
1 3/8" - 1 7/16"	MTG45	MTG55
1 1/2" - 1 9/16"	MTG46	-
1 5/8" - 1 11/16"	MTG47	-

Stems are 2 1/16" long. Stem size less adapter: 1/2" - 13UNC x 2 1/16"

To order add the mounting code to Stem Caster Models number (Example: 1.03367.91 MTG40).

1 Series



1 Series

Capacity up to **75 lbs each**



Features

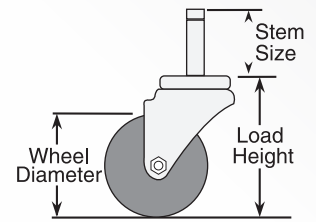
- Zinc plated finish is attractive and durable
- Full double ball hardened raceways for better performance and greater durability
- 5/16" shouldered axle with 1/4" nut
- "Colson 45" multi-temp grease lubricates in extreme hot and cold temperatures

Standard Mounting

- Spring grip on top of stem holds caster firmly in place
- **Stem Size:** 7/16" x 1 29/32" long **with** grip ring



Standard Dimensions



Colson 1 Series Casters • Grip Ring Stem • Capacity to 75 lbs each

Wheel Dia.	Tread Width	Capacity Each (Pounds)	Wheel Descriptions	Wheel Bearing	Stem Caster Models	Load Height	Swivel Radius	Weight (Pounds)
1 5/8"	7/8"	60	Perfoma Rubber	Delrin	1.01651.441	2 1/2"	1 3/4"	1/2
		75	Polyolefin	Delrin	1.01651.52	2 1/2"	1 3/4"	1/2
2"	7/8"	75	Perfoma Rubber	Delrin	1.02251.441	2 11/16"	1 15/16"	1/2
			Polyolefin	Delrin	1.02251.52	2 11/16"	1 15/16"	1/2
			Cushion Rubber	Ball	1.02251.45	2 11/16"	1 15/16"	5/8
			Hard Rubber	Ball	1.02251.55	2 11/16"	1 15/16"	5/8
3"	7/8"	75	Perfoma Rubber	Delrin	1.03051.441	3 13/16"	2 9/16"	3/4
			Polyurethane HI-TECH	Delrin	1.03051.91	3 13/16"	2 9/16"	3/4
			Polyolefin	Delrin	1.03051.53	3 13/16"	2 9/16"	3/4

Caster Brake



Side Lock
(See page 96) Available on all 3" models. Field installable (Specify **BRK3**).

Fork Options

NSF Listed for Food Service Industry
All models except thread guards.

Forks Only

To order caster forks only use 1st 6 digits of model numbers (Example: 1.01651).

Wheel Selection



Wheel Option

Thread Guards

(See page 108) Available on all 3" models. Brake & NSF options cannot be used with thread guards (Specify **TG1** for metal).

Mounting Options

Standard Mounting (no code necessary):
7/16" x 1 29/32" long **with** grip ring.

MTG1: 3/8" x 1 9/16" long

MTG2: 7/16" x 1 9/16" long

MTG50: 7/16" x 1" long

MTG51: 7/16" x 1 29/32" long **less** grip ring

MTG57: 1/2" x 4 1/2" (ladder caster stem)

To order optional mounting, add mounting code to Stem Caster Models number (Example: 1.01651.441 MTG1).

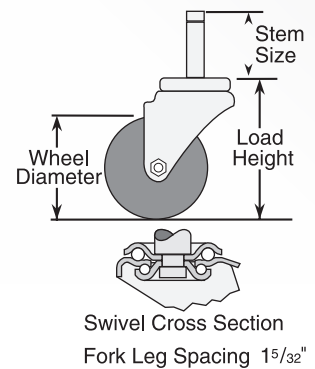


1 Series

Capacity up to **145 lbs each**



Standard Dimensions



Features

- Zinc plated finish is attractive and durable
- Full double ball hardened raceways for better performance and greater durability
- 5/16" shouldered axle with 1/4" nut
- "Colson 45" multi-temp grease lubricates in extreme hot and cold temperatures

Standard Mounting

- Spring grip on top of stem holds caster firmly in place
- **Stem Size:** 7/16" x 1 29/32" long **with** grip ring

Colson 1 Series Casters • Grip Ring Stem • Capacity to 145 lbs each

Wheel Dia.	Tread Width	Capacity Each (Pounds)	Wheel Descriptions	Wheel Bearing	Stem Caster Models	Load Height	Swivel Radius	Weight (Pounds)
3"	7/8"	100	Polyurethane HI-TECH	Delrin	1.03351.91	33/4"	213/16"	1
		125	Performa Rubber	Delrin	1.03351.441	33/4"	213/16"	11/8
			Polyolefin	Delrin	1.03351.53	33/4"	213/16"	11/8
4"	7/8"	125	Polyurethane HI-TECH	Delrin	1.04351.91	43/4"	37/16"	11/8
		135	Performa Rubber	Delrin	1.04351.441	43/4"	37/16"	13/8
			Polyolefin	Delrin	1.04351.53	43/4"	37/16"	13/8
5"	7/8"	140	Polyurethane HI-TECH	Delrin	1.05351.91	53/4"	41/16"	11/4
		145	Performa Rubber	Delrin	1.05351.441	53/4"	41/16"	15/8
			Polyolefin	Delrin	1.05351.53	53/4"	41/16"	11/8

Caster Brake



Side Lock (See page 96)
Available on all models. Field installable (Specify **BRK3**).


Fork Options

NSF Listed for Food Service Industry
All models except thread guards.

Forks Only

To order caster forks only use 1st 6 digits of model numbers (Example: 1.03351).

Wheel Selection



Wheel Option

Thread Guards
(See page 108) Available on all 3" models. Brake & NSF options cannot be used with thread guards (Specify **TG1** for metal).

Mounting Options

Standard Mounting (no code necessary):
7/16" x 1 29/32" long **with** grip ring **no** plastic adapter.

MTG2: 7/16" x 1 1/2" long

MTG51: 7/16" x 1 29/32" long **less** grip ring

To order optional mounting, add mounting code to Stem Caster Model number (Example: 1.03367.91 MTG51).

Plastic Adapters

Snaps in place to reduce distortion and damage to furniture and equipment tubing.

Plastic adapters are non-conductive. To order, add plastic adapter mounting code from below to Stem Caster Model number (Example: 1.03351.91 MTG53).

MTG53: (No. 50810): Fits 7/8" x 18 ga. wall round tubing or any I.D. from 3/4" to 51/64".

MTG55: (No. 50865): Fits 1" x 14 ga. wall round tubing or any I.D. from 53/64" to 55/64".

MTG56: (No. 50916): Fits 1" x 16 ga. wall round tubing or any I.D. from 57/64" to 29/32".



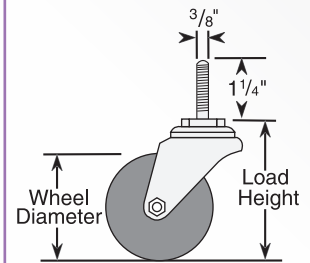
1 Series

1 Series

Capacity up to **75 lbs each**



Standard Dimensions



Swivel Cross Section
Fork Leg Spacing 1⁵/₃₂"

Features

- Zinc plated finish is attractive and durable
- Full double ball hardened raceways for better performance and greater durability
- 5/16" shouldered axle with 1/4" nut
- "Colson 45" multi-temp grease lubricates in extreme hot and cold temperatures

Standard Mounting

- **Stem Size:** 3/8" diameter - 16UNC x 1 1/4" long threaded 1 1/8"

IMPORTANT: If caster stem is to be screwed into customer equipment, the customer must add a washer to the stem that will cover the incomplete threads and support the upper race. The stem shoulder must fit tightly against the customer equipment.

Colson 1 Series Casters • Threaded Stem • Capacity to 75 lbs each

Wheel Dia.	Tread Width	Capacity Each (Pounds)	Wheel Descriptions	Wheel Bearing	Stem Caster Models	Load Height	Swivel Radius	Weight (Pounds)
1 5/8"	7/8"	60	Perfoma Rubber	Delrin	1.01654.441	2 1/2"	1 3/4"	3/8
		75	Polyolefin	Delrin	1.01654.52	2 1/2"	1 3/4"	3/8
2"	7/8"	75	Perfoma Rubber	Delrin	1.02254.441	2 11/16"	1 15/16"	3/8
			Polyolefin	Delrin	1.02254.52	2 11/16"	1 15/16"	3/8
			Cushion Rubber	Ball	1.02254.45	2 11/16"	1 15/16"	1/2
			Hard Rubber	Ball	1.02254.55	2 11/16"	1 15/16"	1/2
3"	7/8"	75	Perfoma Rubber	Delrin	1.03054.441	3 13/16"	2 9/16"	5/8
			Polyurethane HI-TECH	Delrin	1.03054.91	3 13/16"	2 9/16"	5/8
			Polyolefin	Delrin	1.03054.53	3 13/16"	2 9/16"	5/8

Caster Brake



Side Lock
(See page 96) Available on all 3" models. Field installable (Specify **BRK3**).

Wheel Selection



Fork Options

NSF Listed for Food Service Industry
All models except thread guards.

Forks Only
To order caster forks only use 1st 6 digits of model numbers (Example: 1.01654).

Wheel Option

Thread Guards
(See page 108) Available on all 3" models. Brake & NSF options cannot be used with thread guards (Specify **TG1** for metal).

Mounting Options

Standard Mounting (no code necessary):
3/8" diameter - 16UNC x 1 1/4" long threaded 1 1/8".

MTG51: 3/8" diameter - 24NF x 1 1/16" long
To order optional mounting, add mounting code to Stem Caster Models number (Example: 1.01654.441 MTG51).



1 Series

Capacity up to **145 lbs each**

Features

- Zinc plated finish is attractive and durable
- Full double ball hardened raceways for better performance and greater durability
- 5/16" shouldered axle with 1/4" nut
- "Colson 45" multi-temp grease lubricates in extreme hot and cold temperatures

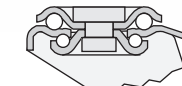
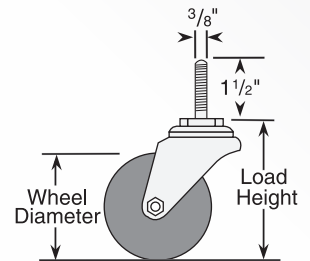
Standard Mounting

- **Stem Size:** 3/8" diameter - 16UNC x 1 1/2" long threaded 1 3/8"

IMPORTANT: If caster stem is to be screwed into customer equipment, the customer must add a washer to the stem that will cover the incomplete threads and support the upper race. The stem shoulder must fit tightly against the customer equipment.



Standard Dimensions



Swivel Cross Section
Fork Leg Spacing 1 5/32"

Colson 1 Series Casters • Threaded Stem • Capacity to 145 lbs each

Wheel Dia.	Tread Width	Capacity Each (Pounds)	Wheel Descriptions	Wheel Bearing	Stem Caster Models	Load Height	Swivel Radius	Weight (Pounds)
3"	7/8"	100	Polyurethane HI-TECH	Delrin	1.03354.91	3 3/4"	2 13/16"	1 1/8
		125	Performa Rubber	Delrin	1.03354.441	3 3/4"	2 13/16"	1 1/8
			Polyolefin	Delrin	1.03354.53	3 3/4"	2 13/16"	1 1/8
4"	7/8"	125	Polyurethane HI-TECH	Delrin	1.04354.91	4 3/4"	3 7/16"	1 3/8
		135	Performa Rubber	Delrin	1.04354.441	4 3/4"	3 7/16"	1 3/8
			Polyolefin	Delrin	1.04354.53	4 3/4"	3 7/16"	1 3/8
5"	7/8"	140	Polyurethane HI-TECH	Delrin	1.05354.91	5 3/4"	4 1/16"	1 5/8
		145	Performa Rubber	Delrin	1.05354.441	5 3/4"	4 1/16"	1 5/8
			Polyolefin	Delrin	1.05354.53	5 3/4"	4 1/16"	1 5/8

Caster Brake



Side Lock (See page 96)
Available on all models. Field installable (Specify **BRK3**).


Fork Options

NSF Listed for Food Service Industry
All models except thread guards.

Forks Only

To order caster forks only use 1st 6 digits of model numbers (Example: 1.03354).

Wheel Selection



Wheel Option

Thread Guards
(See page 108) Available on all 3" models.
Brake & NSF options cannot be used with thread guards (Specify **TG1** for metal).

1 Series



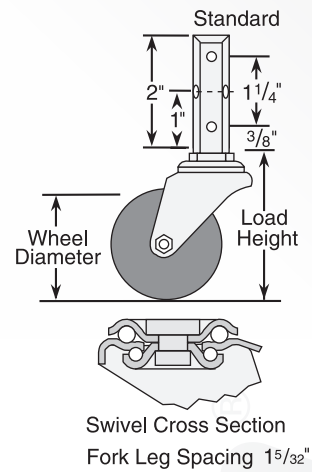
1 Series

SQUARE STEM

Capacity up to **145 lbs each**



Standard Dimensions



Features

- Zinc plated finish is attractive and durable
- Full double ball hardened raceways for better performance and greater durability
- 5/16" shouldered axle with 1/4" nut
- "Colson 45" multi-temp grease lubricates in extreme hot and cold temperatures

Standard Mounting

- Designed for easy installation on the inside of angle iron legs or against flat surfaces
- Stems may be bolted or riveted against any flat vertical surface
- **Stem Size:** 2" long x 3/4" square with 3 mounting holes 17/64" diameter

Colson 1 Series Casters • Square Stem • Capacity to 145 lbs each

Wheel Dia.	Tread Width	Capacity Each (Pounds)	Wheel Descriptions	Wheel Bearing	Stem Caster Models	Load Height	Swivel Radius	Weight (Pounds)
3"	7/8"	100	Polyurethane HI-TECH	Delrin	1.03370.91	3 3/4"	2 13/16"	1 1/4
		125	Performa Rubber	Delrin	1.03370.441	3 3/4"	2 13/16"	1 1/4
			Polyolefin	Delrin	1.03370.53	3 3/4"	2 13/16"	1 1/4
4"	7/8"	125	Polyurethane HI-TECH	Delrin	1.04370.91	4 3/4"	3 7/16"	1 1/2
		135	Performa Rubber	Delrin	1.04370.441	4 3/4"	3 7/16"	1 1/2
			Polyolefin	Delrin	1.04370.53	4 3/4"	3 7/16"	1 1/2
5"	7/8"	140	Polyurethane HI-TECH	Delrin	1.05370.91	5 3/4"	4 1/16"	1 3/4
		145	Performa Rubber	Delrin	1.05370.441	5 3/4"	4 1/16"	1 3/4
			Polyolefin	Delrin	1.05370.53	5 3/4"	4 1/16"	1 3/4

Caster Brake



Side Lock
(See page 96) Available on all models. Field installable (Specify **BRK3**).


Fork Options

NSF Listed for Food Service Industry
All models except thread guards.

Forks Only

To order caster forks only use 1st 6 digits of model numbers (Example: 1.03370).

Wheel Selection



Wheel Option

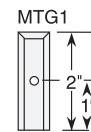
Thread Guards

(See page 108) Available on all 3" models. Brake & NSF options cannot be used with thread guards (Specify **TG1** for metal).

Mounting Options

Standard Mounting (no code necessary):
2" long x 3/4" square with 3 mounting holes 17/64" diameter.

MTG1: Optional Square Stem:
2" long x 7/8" square with 1 mounting hole 17/64" diameter.



To order optional mounting, add mounting code above to Stem Caster Models number (Example: 1.03370.91 MTG1).



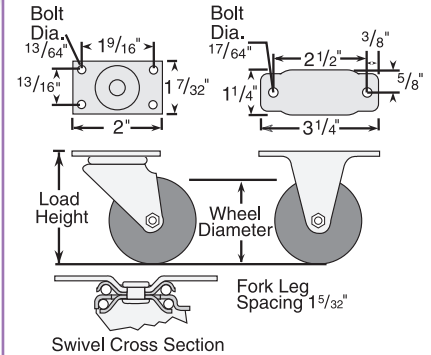
1 Series

Capacity up to **75 lbs each**

SMALL TOP PLATE Swivel & Rigid



Standard Dimensions



Features

- Zinc plated finish is attractive and durable
- Full double ball hardened raceways for better performance and greater durability
- 5/16" shouldered axle with 1/4" nut
- "Colson 45" multi-temp grease lubricates in extreme hot and cold temperatures

Standard Mounting

- Rigid caster mounting holes do not match swivel

Colson 1 Series Casters • Small Top Plate Swivel and Rigid • Capacity to 75 lbs each

Wheel Dia.	Tread Width	Capacity Each (Pounds)	Wheel Descriptions	Wheel Bearing	Swivel Top Plate Caster Models	Rigid Top Plate Caster Models	Load Height	Swivel Radius	Weight (Pounds)
1 5/8"	7/8"	60	Perfoma Rubber	Delrin	1.01666.441	1.01610.441	29/16"	1 3/4"	3/8
		75	Polyolefin	Delrin	1.01666.52	1.01610.52	29/16"	1 3/4"	3/8
2"	7/8"	75	Perfoma Rubber	Delrin	1.02266.441	1.02210.441	2 3/4"	1 15/16"	1/2
			Polyolefin	Delrin	1.02266.52	1.02210.52	2 3/4"	1 15/16"	1/2
			Cushion Rubber	Ball	1.02266.45	1.02210.45	2 3/4"	1 15/16"	1/2
			Hard Rubber	Ball	1.02266.55	1.02210.55	2 3/4"	1 15/16"	1/2
3"	7/8"	75	Perfoma Rubber	Delrin	1.03066.441	—	3 7/8"	2 9/16"	3/4
			Polyurethane HI-TECH	Delrin	1.03066.91	—	3 7/8"	2 9/16"	3/4
			Polyolefin	Delrin	1.03066.53	—	3 7/8"	2 9/16"	3/4

Caster Brake



Side Lock (See page 96)
Available on all 3" swivel models. Field installable (Specify **BRK3**).

Fork Options

NSF Listed for Food Service Industry
All models except thread guards.

Forks Only

To order caster forks only use 1st 6 digits of model numbers (Example: 1.01666).

Wheel Selection



Wheel Option

Thread Guards

(See page 108) Available on all 3" models. Brake & NSF options cannot be used with thread guards (Specify **TG1** for metal).


1 Series

Colson

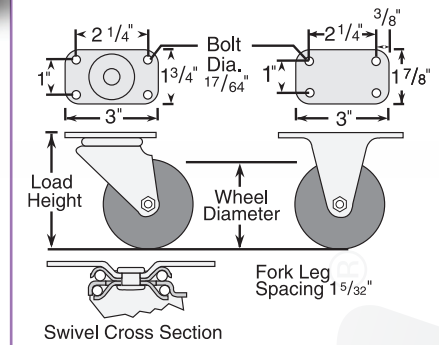


1 Series

TOP PLATE Swivel & Rigid
Capacity up to **75 lbs each**



Standard Dimensions



Features

- Zinc plated finish is attractive and durable
- Full double ball hardened raceways for better performance and greater durability
- 5/16" shouldered axle with 1/4" nut
- "Colson 45" multi-temp grease lubricates in extreme hot and cold temperatures

Standard Mounting

- Rigid caster available with 3" diameter wheel only

Colson 1 Series Casters • Top Plate Swivel and Rigid • Capacity to 75 lbs each

Wheel Dia.	Tread Width	Capacity Each (Pounds)	Wheel Descriptions	Wheel Bearing	Swivel Top Plate Caster Models	Rigid Top Plate Caster Models	Load Height	Swivel Radius	Weight (Pounds)
1 5/8"	7/8"	60	Perfoma Rubber	Delrin	1.01656.441	—	2 9/16"	1 3/4"	1/2
		75	Polyolefin	Delrin	1.01656.52	—	2 9/16"	1 3/4"	1/2
2"	7/8"	75	Perfoma Rubber	Delrin	1.02256.441	—	2 3/4"	1 15/16"	1/2
			Polyolefin	Delrin	1.02256.52	—	2 3/4"	1 15/16"	1/2
			Cushion Rubber	Ball	1.02256.45	—	2 3/4"	1 15/16"	5/8
			Hard Rubber	Ball	1.02256.55	—	2 3/4"	1 15/16"	5/8
3"	7/8"	75	Perfoma Rubber	Delrin	1.03056.441	1.03010.441	3 7/8"	2 9/16"	3/4
			Polyurethane HI-TECH	Delrin	1.03056.91	1.03010.91	3 7/8"	2 9/16"	3/4
			Polyolefin	Delrin	1.03056.53	1.03010.53	3 7/8"	2 9/16"	3/4

Caster Brake



Side Lock
(See page 96) Available on all 3" swivel models. Field installable (Specify **BRK3**).

Fork Option

NSF Listed for Food Service Industry
All models except thread guards.

Forks Only
To order caster forks only use 1st 6 digits of model numbers (Example: 1.01656).

Wheel Selection




Wheel Option

Thread Guards
(See page 108) Available on all 3" models. Brake & NSF options cannot be used with thread guards (Specify **TG1** for metal).

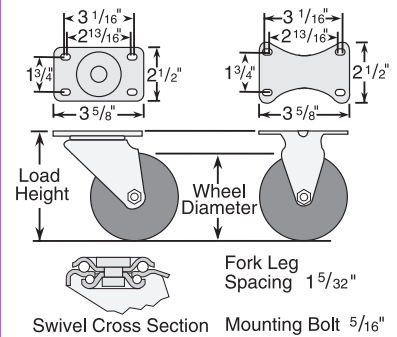


1 Series

LARGE TOP PLATE Swivel & Rigid
Capacity up to **145 lbs each**



Standard Dimensions



Features

- Zinc plated finish is attractive and durable
- Full double ball hardened raceways for better performance and greater durability
- 5/16" shouldered axle with 1/4" nut
- .090" steel top plate
- "Colson 45" multi-temp grease lubricates in extreme hot and cold temperatures

Colson 1 Series Casters • Large Top Plate Swivel and Rigid • Capacity to 145 lbs each

Wheel Dia.	Tread Width	Capacity Each (Pounds)	Wheel Descriptions	Wheel Bearing	Swivel Top Plate Caster Models	Rigid Top Plate Caster Models	Load Height	Swivel Radius	Weight (Pounds)
3"	7/8"	100	Polyurethane HI-TECH	Delrin	1.03356.91	1.03008.91	3 3/4"	2 13/16"	1 1/4
		125	Performa Rubber	Delrin	1.03356.441	1.03008.441	3 3/4"	2 13/16"	1 1/4
			Polyolefin	Delrin	1.03356.53	1.03008.53	3 3/4"	2 13/16"	1 1/4
4"	7/8"	125	Polyurethane HI-TECH	Delrin	1.04356.91	1.04008.91	4 3/4"	3 7/16"	1 1/2
		135	Performa Rubber	Delrin	1.04356.441	1.04008.441	4 3/4"	3 7/16"	1 1/2
			Polyolefin	Delrin	1.04356.53	1.04008.53	4 3/4"	3 7/16"	1 1/2
5"	7/8"	140	Polyurethane HI-TECH	Delrin	1.05356.91	1.05008.91	5 3/4"	4 1/16"	1 3/4
		145	Performa Rubber	Delrin	1.05356.441	1.05008.441	5 3/4"	4 1/16"	1 3/4
			Polyolefin	Delrin	1.05356.53	1.05008.53	5 3/4"	4 1/16"	1 3/4

Caster Brake




Side Lock
(See page 96) Available on all swivel models. Field installable (Specify **BRK3**).

Fork Option

NSF Listed for Food Service Industry
All models except thread guards.

Forks Only
To order caster forks only use 1st 6 digits of model numbers (Example: 1.03356).

Wheel Selection



Wheel Option

Thread Guards
(See page 108) Available on all 3" models. Brake & NSF options cannot be used with thread guards (Specify **TG1** for metal).

1 Series

Colson

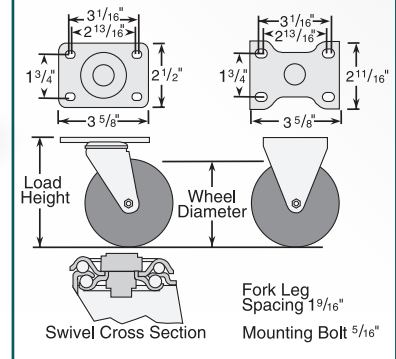
2 Series

Capacity up to **325 lbs each**

TOP PLATE Swivel & Rigid



Standard Dimensions



Features

- Zinc plated finish is attractive and durable
- Full double ball hardened raceways for better performance and greater durability
- 3/8" hollow axle with lock nut
- Grease holes on wheel bearing for greater convenience
- "Colson 45" multi-temp grease lubricates in extreme hot and cold temperatures

Caster Brake



Top Lock
(See page 96) Available on all swivel models with solid axle only. Field installable (Specify **BRK1**).



Total Lock
(See page 96) Locks wheel and swivel simultaneously. Fits 3 1/2", 4" and 5" swivel models. Field installable (Specify **BRK5**).



Directional Lock
(See page 97) Available with standard top plate only. For optional top plates, consult factory. To order with caster, change 4th digit to "1" (Example: 2.05156.91).

Note: No Dust Cap Available.

Fork Option

NSF Listed For Food Service Industry

All models except thread guards and cast iron wheels (Specify **FSI**).

Swivel Dust Cap

(See page 101) Specify **DC1**.

Forks Only

To order caster forks only use 1st 6 digits of model numbers (Example: 2.02256).

Axle/Nut Options

AX1 Zerk Axle (not available with top lock brake)

AX2 Solid Axle

NT1 Thick Lock Nut

Wheel Selection

Performa Flat Tread



Performa Round Tread



Performa Conductive Flat



Performa Conductive Round



Polyolefin



Thermo



ThermoTech



Polyurethane HI-TECH



Cast Iron



Rubber HI-TECH



Phenolic



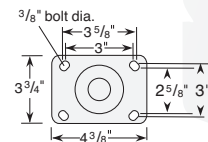
Wheel Option

Thread Guards

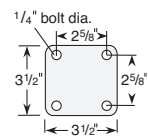
(See page 108) Available on many models. Specify **TG1** for metal or **TG2** for plastic.

Optional Top Plates

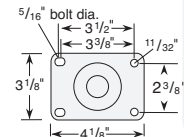
27 Top Plate (Swivel) (Specify **MTG27**)



35 Top Plate (Swivel) (Specify **MTG35**)



59 Top Plate (Swivel) (Specify **MTG59**)



To order optional top plate, add mounting code to Swivel Top Plate Caster Models number (Example: 2.02256.445 MTG27).

Colson 2 Series Casters • Top Plate Swivel & Rigid • Capacity to 325 lbs


Wheel Dia.	Tread Width	Capacity Each (Pounds)	Wheel Descriptions	Wheel Bearing	Swivel Top Plate Caster Models	Rigid Top Plate Caster Models	Load Height	Swivel Radius	Weight (Pounds)	
2 1/2"	1 1/4"	125	Performa Rubber (Conductive/Flat)	Ball	2.02256.445 COND	2.02208.445 COND	37/8"	2 13/32"	1 5/8	
		140	Performa Rubber (Flat)	Delrin	2.02256.441	2.02208.441	37/8"	2 13/32"	1 5/8	
			Performa Rubber (Flat)	Ball	2.02256.445	2.02208.445	37/8"	2 13/32"	1 5/8	
		200	Polyolefin	Delrin	2.02256.53	2.02208.53	37/8"	2 13/32"	1 5/8	
			Polyolefin	Ball	2.02256.55	2.02208.55	37/8"	2 13/32"	1 5/8	
		250	Polyurethane HI-TECH	Delrin	2.02256.91	2.02208.91	37/8"	2 13/32"	1 5/8	
	Polyurethane HI-TECH		Ball	2.02256.95	2.02208.95	37/8"	2 13/32"	1 5/8		
	300	Cast Iron	Sleeve	2.02256.12	2.02208.12	37/8"	2 13/32"	2		
1 7/16"	300	Phenolic	Roller	2.02256.319	2.02208.319	37/8"	2 13/32"	1 5/8		
3"	1 1/4"	150	Rubber HI-TECH	Plain	2.03356.42	2.03308.42	4 1/8"	2 21/32"	2	
		200	Polyurethane HI-TECH	Plain	2.03356.92	2.03308.92	4 1/8"	2 21/32"	2	
			Polyolefin	Delrin	2.03356.52	2.03308.52	4 1/8"	2 21/32"	2	
	1 15/32"	300	Phenolic	Roller	2.03356.309	2.03308.309	4 1/8"	2 21/32"	2 3/4	
3 1/2"	1 5/16"	210	Performa Rubber (Conductive/Round)	Ball	2.03256.565 COND	2.03208.565 COND	4 11/16"	2 29/32"	2 1/4	
			Performa Rubber (Round)	Delrin	2.03256.561	2.03208.561	4 11/16"	2 29/32"	2 1/4	
			Performa Rubber (Round)	Ball	2.03256.565	2.03208.565	4 11/16"	2 29/32"	2 1/4	
	1 1/4"	225	Performa Rubber (Conductive/Flat)	Ball	2.03256.445 COND	2.03208.445 COND	4 11/16"	2 29/32"	2	
			Polyolefin	Delrin	2.03256.53	2.03208.53	4 11/16"	2 29/32"	1 7/8	
		230	Polyolefin	Ball	2.03256.55	2.03208.55	4 11/16"	2 29/32"	1 7/8	
			Performa Rubber (Flat)	Delrin	2.03256.441	2.03208.441	4 11/16"	2 29/32"	2	
		250	Performa Rubber (Flat)	Ball	2.03256.445	2.03208.445	4 11/16"	2 29/32"	2	
			Polyurethane HI-TECH	Delrin	2.03256.91	2.03208.91	4 11/16"	2 29/32"	1 7/8	
			Polyurethane HI-TECH	Ball	2.03256.95	2.03208.95	4 11/16"	2 29/32"	1 7/8	
		300	Thermo	Plain	2.03256.52 HT	2.03208.52 HT	4 11/16"	2 29/32"	2 7/8	
			Cast Iron	Sleeve	2.03256.12	2.03208.12	4 11/16"	2 29/32"	3	
4"	1 1/4"	250	ThermoTech®	Teflon	2.04256.613 H	2.04208.613 H	5 1/8"	3 7/32"	3	
			Performa Rubber (Conductive/Flat)	Ball	2.04256.445 COND	2.04208.445 COND	5 1/8"	3 7/32"	2 1/4	
		275	Polyolefin	Delrin	2.04256.53	2.04208.53	5 1/8"	3 7/32"	2 1/8	
			Polyolefin	Ball	2.04256.55	2.04208.55	5 1/8"	3 7/32"	2 1/8	
			Polyurethane HI-TECH	Delrin	2.04256.91	2.04208.91	5 1/8"	3 7/32"	2 1/8	
			Polyurethane HI-TECH	Ball	2.04256.95	2.04208.95	5 1/8"	3 7/32"	2 1/8	
	300	Performa Rubber (Flat)	Delrin	2.04256.441	2.04208.441	5 1/8"	3 7/32"	2 1/4		
		Performa Rubber (Flat)	Ball	2.04256.445	2.04208.445	5 1/8"	3 7/32"	2 1/4		
		Thermo	Plain	2.04256.52 HT	2.04208.52 HT	5 1/8"	3 7/32"	3 1/8		
		Cast Iron	Sleeve	2.04256.12	2.04208.12	5 1/8"	3 7/32"	3 3/8		
	5"	1 1/4"	250	ThermoTech®	Teflon	2.05256.613 H	2.05208.613 H	6 3/16"	3 13/16"	3
				Performa Rubber (Conductive/Flat)	Ball	2.05256.445 COND	2.05208.445 COND	6 3/16"	3 13/16"	3
1 5/16"		250	Performa Rubber (Conductive/Round)	Ball	2.05256.565 COND	2.05208.565 COND	6 3/16"	3 13/16"	3	
			Performa Rubber (Round)	Delrin	2.05256.561	2.05208.561	6 3/16"	3 13/16"	3	
1 1/4"		300	Performa Rubber (Round)	Ball	2.05256.565	2.05208.565	6 3/16"	3 13/16"	3	
			Polyolefin	Delrin	2.05256.53	2.05208.53	6 3/16"	3 13/16"	2 1/2	
		Polyolefin	Ball	2.05256.55	2.05208.55	6 3/16"	3 13/16"	2 1/2		
		Polyurethane HI-TECH	Delrin	2.05256.91	2.05208.91	6 3/16"	3 13/16"	2 1/2		
		Polyurethane HI-TECH	Ball	2.05256.95	2.05208.95	6 3/16"	3 13/16"	2 1/2		
		Cast Iron	Sleeve	2.05256.12	2.05208.12	6 3/16"	3 13/16"	3 3/4		
		325	Performa Rubber (Flat)	Delrin	2.05256.441	2.05208.441	6 3/16"	3 13/16"	2 3/4	
			Performa Rubber (Flat)	Ball	2.05256.445	2.05208.445	6 3/16"	3 13/16"	2 3/4	
Thermo	Plain	2.05256.52 HT	2.05208.52 HT	6 3/16"	3 13/16"	3 1/2				

2 Series

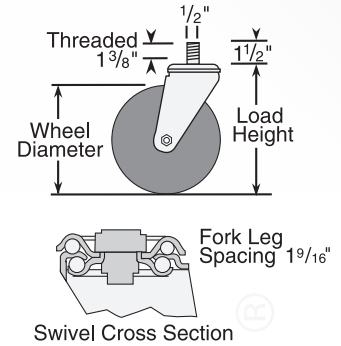
2 Series

Capacity up to **325 lbs each**

THREADED STEM



Standard Dimensions




Features

- Zinc plated finish is attractive and durable
- Full double ball hardened raceways for better performance and greater durability
- 3/8" hollow axle with lock nut
- Grease holes on wheel bearing for greater convenience
- "Colson 45" multi-temp grease lubricates in extreme hot and cold temperatures

Standard Mounting

- **Stem Size:** 1/2" diameter – 13UNC X 1 1/2" long, threaded 1 3/8"
- **Easy Installation:** The 7/16" hex nut beneath the lower raceway makes it fast and easy to install these casters on a wide variety of equipment

Caster Brake



Top Lock
(See page 96) Available on all swivel models with solid axle only. Field installable (Specify **BRK1**).



Total Lock
(See page 96) Locks wheel and swivel simultaneously. Fits 3 1/2", 4" and 5" swivel models. Field installable (Specify **BRK5**).

Fork Option

NSF Listed For Food Service Industry

All models except thread guards and cast iron wheels (Specify **FSI**).

Swivel Dust Cap

(See page 101) Specify **DC1**.

Forks Only

To order caster forks only use 1st 6 digits of model numbers (Example: 2.02254).


Axle/Nut Options

AX1 Zerk Axle (not available with top lock brake)

AX2 Solid Axle

NT1 Thick Lock Nut

Wheel Selection



IMPORTANT: If caster stem is to be screwed into customer equipment, the customer must add a washer to the stem that will cover the incomplete threads and support the upper race. The stem shoulder must fit tightly against the customer equipment.

Wheel Option

Thread Guards

(See page 108) Available on many models. Specify **TG1** for metal or **TG2** for plastic.

Mounting Options

Standard Mounting (no code necessary):

1/2" diameter – 13UNC X 1 1/2" long, threaded 1 3/8".

MTG10: 1/2" 13UNC x 3/4" long threaded

MTG11: 1/2" 13UNC x 1" long threaded

MTG12: 1/2" 20UNF x 3/4" long threaded

MTG13: 5/8" 11UNC x 1 3/4" long threaded

MTG14: 5/8" 18UNF x 1 3/4" long threaded

MTG15: 3/4" 10UNC x 1 3/4" long threaded

MTG50: 1/2" 20UNF x 1 1/2" long threaded

To order optional mounting, add mounting code to Stem Caster Models number (Example: 2.02254.441 MTG10).

Colson 2 Series Casters • Threaded Stem • Capacity to 325 lbs

Wheel Dia.	Tread Width	Capacity Each (Pounds)	Wheel Descriptions	Wheel Bearing	Stem Caster Models	Load Height	Swivel Radius	Weight (Pounds)
2 1/2"	1 1/4"	125	Performa Rubber (Conductive/Flat)	Ball	2.02254.445 COND	3 3/4"	2 13/32"	1 3/4
		140	Performa Rubber (Flat)	Delrin	2.02254.441	3 3/4"	2 13/32"	1 3/4
			Performa Rubber (Flat)	Ball	2.02254.445	3 3/4"	2 13/32"	1 3/4
		200	Polyolefin	Delrin	2.02254.53	3 3/4"	2 13/32"	1 3/4
			Polyolefin	Ball	2.02254.55	3 3/4"	2 13/32"	1 3/4
		250	Polyurethane HI-TECH	Delrin	2.02254.91	3 3/4"	2 13/32"	1 1/2
	Polyurethane HI-TECH		Ball	2.02254.95	3 3/4"	2 13/32"	1 1/2	
300	Cast Iron	Sleeve	2.02254.12	3 3/4"	2 13/32"	2 1/8		
1 7/16"	300	Phenolic	Roller	2.02254.319	3 3/4"	2 13/32"	1 3/4	
3"	1 1/4"	150	Rubber HI-TECH	Plain	2.03354.42	4"	2 21/32"	2
		200	Polyurethane HI-TECH	Plain	2.03354.92	4"	2 21/32"	2
			Polyolefin	Delrin	2.03354.52	4"	2 21/32"	2
	1 15/32"	300	Phenolic	Roller	2.03354.309	4"	2 21/32"	2 3/4
3 1/2"	1 5/16"	210	Performa Rubber (Conductive/Round)	Ball	2.03254.565 COND	4 9/16"	2 29/32"	2 1/4
			Performa Rubber (Round)	Delrin	2.03254.561	4 9/16"	2 29/32"	2 1/4
			Performa Rubber (Round)	Ball	2.03254.565	4 9/16"	2 29/32"	2 1/4
	1 1/4"	225	Performa Rubber (Conductive/Flat)	Ball	2.03254.445 COND	4 9/16"	2 29/32"	2
			230	Polyolefin	Delrin	2.03254.53	4 9/16"	2 29/32"
		Polyolefin		Ball	2.03254.55	4 9/16"	2 29/32"	2 1/8
		250	Performa Rubber (Flat)	Delrin	2.03254.441	4 9/16"	2 29/32"	2 1/8
			Performa Rubber (Flat)	Ball	2.03254.445	4 9/16"	2 29/32"	2 1/8
			Polyurethane HI-TECH	Delrin	2.03254.91	4 9/16"	2 29/32"	1 3/4
			Polyurethane HI-TECH	Ball	2.03254.95	4 9/16"	2 29/32"	1 3/4
			Thermo	Plain	2.03254.52 HT	4 9/16"	2 29/32"	3 1/8
			Cast Iron	Sleeve	2.03254.12	4 9/16"	2 29/32"	3
		4"	1 1/4"	250	ThermoTech®	Teflon	2.04254.613 H	5"
Performa Rubber (Conductive/Flat)	Ball				2.04254.445 COND	5"	3 7/32"	2 1/4
275	Polyolefin			Delrin	2.04254.53	5"	3 7/32"	2 1/4
	Polyolefin			Ball	2.04254.55	5"	3 7/32"	2 1/4
	Polyurethane HI-TECH			Delrin	2.04254.91	5"	3 7/32"	2
	Polyurethane HI-TECH			Ball	2.04254.95	5"	3 7/32"	2
300	Performa Rubber (Flat)		Delrin	2.04254.441	5"	3 7/32"	2 1/4	
	Performa Rubber (Flat)		Ball	2.04254.445	5"	3 7/32"	2 1/4	
	Thermo		Plain	2.04254.52 HT	5"	3 7/32"	3 1/4	
Cast Iron	Sleeve		2.04254.12	5"	3 7/32"	3 1/2		
5"	1 1/4"		250	ThermoTech®	Teflon	2.05254.613 H	6 1/16"	3 13/16"
		Performa Rubber (Conductive/Flat)		Ball	2.05254.445 COND	6 1/16"	3 13/16"	3
	1 5/16"	250	Performa Rubber (Conductive/Round)	Ball	2.05254.565 COND	6 1/16"	3 13/16"	3
			Performa Rubber (Round)	Delrin	2.05254.561	6 1/16"	3 13/16"	3
			Performa Rubber (Round)	Ball	2.05254.565	6 1/16"	3 13/16"	3
	1 1/4"	300	Polyolefin	Delrin	2.05254.53	6 1/16"	3 13/16"	2 3/4
			Polyolefin	Ball	2.05254.55	6 1/16"	3 13/16"	2 3/4
			Polyurethane HI-TECH	Delrin	2.05254.91	6 1/16"	3 13/16"	2 1/2
			Polyurethane HI-TECH	Ball	2.05254.95	6 1/16"	3 13/16"	2 1/2
			Cast Iron	Sleeve	2.05254.12	6 1/16"	3 13/16"	3 3/4
			Performa Rubber (Flat)	Delrin	2.05254.441	6 1/16"	3 13/16"	2 3/4
		325	Performa Rubber (Flat)	Ball	2.05254.445	6 1/16"	3 13/16"	2 3/4
			Thermo	Plain	2.05254.52 HT	6 1/16"	3 13/16"	3 3/4

2 Series



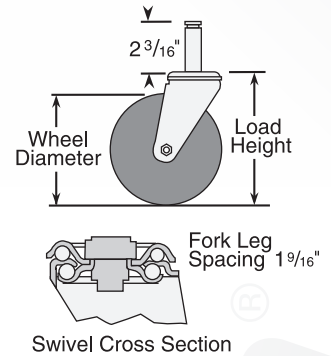
2 Series

Capacity up to **325 lbs each**

GRIP RING STEM



Standard Dimensions



Features

- Zinc plated finish is attractive and durable
- Full double ball hardened raceways for better performance and greater durability
- 3/8" hollow axle with lock nut
- Grease holes on wheel bearing for greater convenience
- "Colson 45" multi-temp grease lubricates in extreme hot and cold temperatures

Standard Mounting

- **Stem Size:** 2³/₁₆" long with 5/8" diameter
- Stem features spring grip at top to hold caster securely in tubing
- Assures tight fit and easy swivel action

Caster Brake



Top Lock
(See page 96) Available on all swivel models with solid axle only. Field installable (Specify **BRK1**).



Total Lock
(See page 96) Locks wheel and swivel simultaneously. Fits 3 1/2", 4" and 5" swivel models. Field installable.

Note: When mounted in tubing, brake will function as wheel brake only. (Specify **BRK5**).

Fork Option

NSF Listed For Food Service Industry
All models except thread guards and cast iron wheels (Specify **FSI**).

Swivel Dust Cap
(See page 101) Specify **DC1**.

Forks Only
To order caster forks only use 1st 6 digits of model numbers (Example: 2.02251).

Axle/Nut Options
AX1 Zerk Axle (not available with top lock brake)
AX2 Solid Axle
NT1 Thick Lock Nut

Wheel Selection



Wheel Option

Thread Guards
(See page 108) Available on many models. Specify **TG1** for metal or **TG2** for plastic.

Mounting Options

Standard Mounting (no code necessary):
2³/₁₆" long with 5/8" dia.

- MTG2:** 1 1/2" long x 7/16" dia. (.437)
- MTG5:** 2 3/16" long x 3/4" dia. (.75)
- MTG6:** 2 3/16" long x 13/16" dia. (.812)
- MTG7:** 2 3/16" long x 27/32" dia. (.845)
- MTG8:** 2 3/16" long x 7/8" dia. (.875)
- MTG9:** 2 3/16" long x 1" dia. (1.00)

To order optional mounting, add mounting code to Stem Caster Models number (Example: 2.02251.441 MTG2).

Colson 2 Series Casters • Grip Ring Stem • Capacity to 325 lbs

Wheel Dia.	Tread Width	Capacity Each (Pounds)	Wheel Descriptions	Wheel Bearing	Stem Caster Models	Load Height	Swivel Radius	Weight (Pounds)
2 1/2"	1 1/4"	125	Performa Rubber (Conductive/Flat)	Ball	2.02251.445 COND	3 3/4"	2 13/32"	1 3/4
		140	Performa Rubber (Flat)	Delrin	2.02251.441	3 3/4"	2 13/32"	1 3/4
			Performa Rubber (Flat)	Ball	2.02251.445	3 3/4"	2 13/32"	1 3/4
		200	Polyolefin	Delrin	2.02251.53	3 3/4"	2 13/32"	1 3/4
			Polyolefin	Ball	2.02251.55	3 3/4"	2 13/32"	1 3/4
		250	Polyurethane HI-TECH	Delrin	2.02251.91	3 3/4"	2 13/32"	1 1/2
	Polyurethane HI-TECH		Ball	2.02251.95	3 3/4"	2 13/32"	1 1/2	
300	Cast Iron	Sleeve	2.02251.12	3 3/4"	2 13/32"	2 1/8		
1 7/16"	300	Phenolic	Roller	2.02251.319	3 3/4"	2 13/32"	1 3/4	
3"	1 1/4"	150	Rubber HI-TECH	Plain	2.03351.42	4 "	2 21/32"	2
		200	Polyurethane HI-TECH	Plain	2.03351.92	4 "	2 21/32"	2
			Polyolefin	Delrin	2.03351.52	4 "	2 21/32"	2
	1 15/32"	300	Phenolic	Roller	2.03351.309	4 "	2 21/32"	2 3/4
3 1/2"	1 5/16"	210	Performa Rubber (Conductive/Round)	Ball	2.03251.565 COND	4 9/16"	2 29/32"	2 1/4
			Performa Rubber (Round)	Delrin	2.03251.561	4 9/16"	2 29/32"	2 1/4
			Performa Rubber (Round)	Ball	2.03251.565	4 9/16"	2 29/32"	2 1/4
	1 1/4"	225	Performa Rubber (Conductive/Flat)	Ball	2.03251.445 COND	4 9/16"	2 29/32"	2
			230	Polyolefin	Delrin	2.03251.53	4 9/16"	2 29/32"
		Polyolefin		Ball	2.03251.55	4 9/16"	2 29/32"	2 1/8
		250	Performa Rubber (Flat)	Delrin	2.03251.441	4 9/16"	2 29/32"	2 1/8
			Performa Rubber (Flat)	Ball	2.03251.445	4 9/16"	2 29/32"	2 1/8
			Polyurethane HI-TECH	Delrin	2.03251.91	4 9/16"	2 29/32"	1 3/4
			Polyurethane HI-TECH	Ball	2.03251.95	4 9/16"	2 29/32"	1 3/4
		300	Thermo	Plain	2.03251.52 HT	4 9/16"	2 29/32"	2 7/8
			Cast Iron	Sleeve	2.03251.12	4 9/16"	2 29/32"	3
	4"	1 1/4"	250	ThermoTech®	Teflon	2.04251.613 H	5 "	3 7/32"
Performa Rubber (Conductive/Flat)				Ball	2.04251.445 COND	5 "	3 7/32"	2 1/4
275			Polyolefin	Delrin	2.04251.53	5 "	3 7/32"	2 1/4
			Polyolefin	Ball	2.04251.55	5 "	3 7/32"	2 1/4
			Polyurethane HI-TECH	Delrin	2.04251.91	5 "	3 7/32"	2
			Polyurethane HI-TECH	Ball	2.04251.95	5 "	3 7/32"	2
300		Performa Rubber (Flat)	Delrin	2.04251.441	5 "	3 7/32"	2 1/4	
		Performa Rubber (Flat)	Ball	2.04251.445	5 "	3 7/32"	2 1/4	
		Thermo	Plain	2.04251.52 HT	5 "	3 7/32"	3 1/8	
Cast Iron		Sleeve	2.04251.12	5 "	3 7/32"	3 1/2		
5"		1 1/4"	250	ThermoTech®	Teflon	2.05251.613 H	6 1/16"	3 13/16"
	Performa Rubber (Conductive/Flat)			Ball	2.05251.445 COND	6 1/16"	3 13/16"	3
	1 5/16"	250	Performa Rubber (Conductive/Round)	Ball	2.05251.565 COND	6 1/16"	3 13/16"	3
			Performa Rubber (Round)	Delrin	2.05251.561	6 1/16"	3 13/16"	3
			Performa Rubber (Round)	Ball	2.05251.565	6 1/16"	3 13/16"	3
	1 1/4"	300	Polyolefin	Delrin	2.05251.53	6 1/16"	3 13/16"	2 3/4
			Polyolefin	Ball	2.05251.55	6 1/16"	3 13/16"	2 3/4
			Polyurethane HI-TECH	Delrin	2.05251.91	6 1/16"	3 13/16"	2 1/2
			Polyurethane HI-TECH	Ball	2.05251.95	6 1/16"	3 13/16"	2 1/2
			Cast Iron	Sleeve	2.05251.12	6 1/16"	3 13/16"	3 3/4
			Performa Rubber (Flat)	Delrin	2.05251.441	6 1/16"	3 13/16"	2 3/4
325	Performa Rubber (Flat)	Ball	2.05251.445	6 1/16"	3 13/16"	2 3/4		
	Thermo	Plain	2.05251.52 HT	6 1/16"	3 13/16"	3 1/2		

2 Series



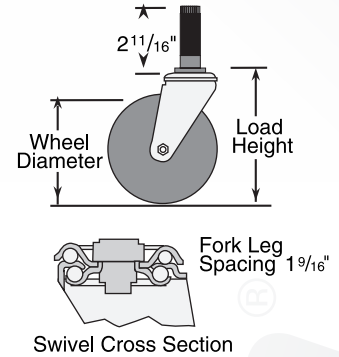
2 Series

EXPANDING ADAPTER STEM

Capacity up to **325 lbs each**



Standard Dimensions



Features

- Zinc plated finish is attractive and durable
- Full double ball hardened raceways for better performance and greater durability
- 3/8" hollow axle with lock nut
- Grease holes on wheel bearing for greater convenience
- "Colson 45" multi-temp grease lubricates in extreme hot and cold temperatures

Standard Mounting

- Turning of hex nut beneath lower raceway expands rubber adapter inside of round or square tubing for a tight, permanent fit
- To order, select caster model number and specify stem adapter size by code number from mounting options chart below

Caster Brake



Top Lock
(See page 96) Available on all swivel models with solid axle only. Field installable (Specify **BRK1**).



Total Lock
(See page 96) Locks wheel and swivel simultaneously. Fits 3 1/2", 4" and 5" swivel models. Field installable (Specify **BRK5**).

Fork Option

NSF Listed For Food Service Industry
All models except thread guards and cast iron wheels (Specify **FSI**).

Swivel Dust Cap
(See page 101) Specify **DC1**.

Forks Only
To order caster forks only use 1st 6 digits of model numbers (Example: 2.02267).

Axle/Nut Options
AX1 Zerk Axle (not available with top lock brake)
AX2 Solid Axle
NT1 Thick Lock Nut

Wheel Selection



Mounting Options

(See page 107)

Inside Diameter of Tube	Mounting Code Numbers	
	Round Tubing	Square Tubing
3/4" - 13/16"	MTG40	-
7/8" - 15/16"	MTG41	MTG51
1" - 1 1/16"	MTG42	MTG52
1 1/8" - 1 3/16"	MTG43	MTG53
1 1/4" - 1 5/16"	MTG44	MTG54
1 3/8" - 1 7/16"	MTG45	MTG55
1 1/2" - 1 9/16"	MTG46	-
1 5/8" - 1 11/16"	MTG47	-

Stems are 2 11/16" long. Stem size less adapter: 1/2" - 13UNC x 2 11/16"

To order you must add the mounting code to the Stem Caster Model number (Example: 2.02267.441 MTG40).

Wheel Option

Thread Guards
(See page 108) Available on many models. Specify **TG1** for metal or **TG2** for plastic.

Colson 2 Series Casters • Expanding Adapter Stem • Capacity to 325 lbs

Wheel Dia.	Tread Width	Capacity Each (Pounds)	Wheel Descriptions	Wheel Bearing	Stem Caster Models*	Load Height	Swivel Radius	Weight (Pounds)	
2 1/2"	1 1/4"	140	Performa Rubber (Flat)	Delrin	2.02267.441	4"	2 13/32"	1 3/4	
			Performa Rubber (Flat)	Ball	2.02267.445	4"	2 13/32"	1 3/4	
		200	Polyolefin	Delrin	2.02267.53	4"	2 13/32"	1 3/4	
			Polyolefin	Ball	2.02267.55	4"	2 13/32"	1 3/4	
		250	Polyurethane HI-TECH	Delrin	2.02267.91	4"	2 13/32"	1 1/2	
			Polyurethane HI-TECH	Ball	2.02267.95	4"	2 13/32"	1 1/2	
	300	Cast Iron	Sleeve	2.02267.12	4"	2 13/32"	2 1/8		
	1 7/16"	300	Phenolic	Roller	2.02267.319	4"	2 13/32"	1 3/4	
3"	1 1/4"	150	Rubber HI-TECH	Plain	2.03367.42	4 1/4"	2 21/32"	2	
		200	Polyurethane HI-TECH	Plain	2.03367.92	4 1/4"	2 21/32"	2	
			Polyolefin	Delrin	2.03367.52	4 1/4"	2 21/32"	2	
	1 15/32"	300	Phenolic	Roller	2.03367.309	4 1/4"	2 21/32"	2 3/4	
3 1/2"	1 5/16"	210	Performa Rubber (Round)	Delrin	2.03267.561	4 13/16"	2 29/32"	2 1/4	
			Performa Rubber (Round)	Ball	2.03267.565	4 13/16"	2 29/32"	2 1/4	
	1 1/4"	230	Polyolefin	Delrin	2.03267.53	4 13/16"	2 29/32"	2 1/8	
			Polyolefin	Ball	2.03267.55	4 13/16"	2 29/32"	2 1/8	
		250	Performa Rubber (Flat)	Delrin	2.03267.441	4 13/16"	2 29/32"	2 1/8	
			Performa Rubber (Flat)	Ball	2.03267.445	4 13/16"	2 29/32"	2 1/8	
			Polyurethane HI-TECH	Delrin	2.03267.91	4 13/16"	2 29/32"	1 3/4	
			Polyurethane HI-TECH	Ball	2.03267.95	4 13/16"	2 29/32"	1 3/4	
			300	Cast Iron	Sleeve	2.03267.12	4 13/16"	2 29/32"	3
4"	1 1/4"	275	Polyolefin	Delrin	2.04267.53	5 1/4"	3 7/32"	2 1/4	
			Polyolefin	Ball	2.04267.55	5 1/4"	3 7/32"	2 1/4	
			Polyurethane HI-TECH	Delrin	2.04267.91	5 1/4"	3 7/32"	2	
		300	Polyurethane HI-TECH	Ball	2.04267.95	5 1/4"	3 7/32"	2	
			Performa Rubber (Flat)	Delrin	2.04267.441	5 1/4"	3 7/32"	2 1/4	
			Performa Rubber (Flat)	Ball	2.04267.445	5 1/4"	3 7/32"	2 1/4	
			Cast Iron	Sleeve	2.04267.12	5 1/4"	3 7/32"	3 1/2	
5"	1 5/16"	250	Performa Rubber (Round)	Delrin	2.05267.561	6 5/16"	3 13/16"	3	
			Performa Rubber (Round)	Ball	2.05267.565	6 5/16"	3 13/16"	3	
	1 1/4"	300	Polyolefin	Delrin	2.05267.53	6 5/16"	3 13/16"	2 3/4	
			Polyolefin	Ball	2.05267.55	6 5/16"	3 13/16"	2 3/4	
			Polyurethane HI-TECH	Delrin	2.05267.91	6 5/16"	3 13/16"	2 1/2	
			Polyurethane HI-TECH	Ball	2.05267.95	6 5/16"	3 13/16"	2 1/2	
			Cast Iron	Sleeve	2.05267.12	6 5/16"	3 13/16"	3 3/4	
			325	Performa Rubber (Flat)	Delrin	2.05267.441	6 5/16"	3 13/16"	2 3/4
		Performa Rubber (Flat)		Ball	2.05267.445	6 5/16"	3 13/16"	2 3/4	

*To order you must include mounting code in the Mounting Option chart on previous page. (Example: 2.02267.441 MTG40).

2 Series

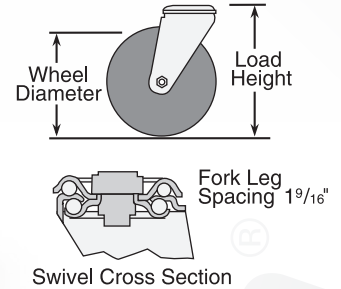
2 Series

MODULAR STEM

Capacity up to **325 lbs each**



Standard Dimensions



Features

- Zinc plated finish is attractive and durable
- Full double ball hardened raceways for better performance and greater durability
- 3/8" hollow axle with lock nut
- Grease holes on wheel bearing for greater convenience
- "Colson 45" multi-temp grease lubricates in extreme hot and cold temperatures

Standard Mounting

- Colson modular stem casters feature a 1/2" hollow rivet which will accept a wide variety of mounting stems (even a standard 1/2" bolt will work)
- You can supply the mounting fasteners or stems – we supply the casters

Caster Brake



Top Lock
(See page 96) Available on all swivel models with solid axle only. Field installable (Specify BRK1).



Total Lock
(See page 96) Locks wheel and swivel simultaneously. Fits 3 1/2", 4" and 5" swivel models. Field installable (Specify BRK5).

Fork Option

NSF Listed For Food Service Industry
All models except thread guards and cast iron wheels (Specify FSI).


Swivel Dust Cap
(See page 101) Specify DC1.

Forks Only
To order caster forks only use 1st 6 digits of model numbers (Example: 2.02250).

Axle/Nut Options

- AX1** Zerk Axle (not available with top lock brake)
- AX2** Solid Axle
- NT1** Thick Lock Nut

Wheel Selection



Wheel Option

Thread Guards
(See page 108) Available on many models. Specify TG1 for metal or TG2 for plastic.

Colson 2 Series Casters • Modular Stem • Capacity to 325 lbs

Wheel Dia.	Tread Width	Capacity Each (Pounds)	Wheel Descriptions	Wheel Bearing	Stem Caster Models	Load Height	Swivel Radius	Weight (Pounds)	
2 1/2"	1 1/4"	125	Performa Rubber (Conductive/Flat)	Ball	2.02250.445 COND	3 3/4"	2 13/32"	1 1/2	
		140	Performa Rubber (Flat)	Delrin	2.02250.441	3 3/4"	2 13/32"	1 1/2	
			Performa Rubber (Flat)	Ball	2.02250.445	3 3/4"	2 13/32"	1 1/2	
		200	Polyolefin	Delrin	2.02250.53	3 3/4"	2 13/32"	1 1/2	
			Polyolefin	Ball	2.02250.55	3 3/4"	2 13/32"	1 1/2	
		250	Polyurethane HI-TECH	Delrin	2.02250.91	3 3/4"	2 13/32"	1 1/4	
	Polyurethane HI-TECH		Ball	2.02250.95	3 3/4"	2 13/32"	1 1/4		
300	Cast Iron	Sleeve	2.02250.12	3 3/4"	2 13/32"	2			
1 7/16"	300	Phenolic	Roller	2.02250.319	3 3/4"	2 13/32"	1 1/2		
3"	1 1/4"	150	Rubber HI-TECH	Plain	2.03350.42	4 "	2 21/32"	2	
		200	Polyurethane HI-TECH	Plain	2.03350.92	4 "	2 21/32"	2	
			Polyolefin	Delrin	2.03350.52	4 "	2 21/32"	2	
	1 15/32"	300	Phenolic	Roller	2.03350.309	4 "	2 21/32"	2 3/4	
3 1/2"	1 5/16"	210	Performa Rubber (Conductive/Round)	Ball	2.03250.565 COND	4 9/16"	2 29/32"	2	
			Performa Rubber (Round)	Delrin	2.03250.561	4 9/16"	2 29/32"	2	
			Performa Rubber (Round)	Ball	2.03250.565	4 9/16"	2 29/32"	2	
	1 1/4"	225	Performa Rubber (Conductive/Flat)	Ball	2.03250.445 COND	4 9/16"	2 29/32"	1 3/4	
			Polyolefin	Delrin	2.03250.53	4 9/16"	2 29/32"	1 3/4	
		230	Polyolefin	Ball	2.03250.55	4 9/16"	2 29/32"	1 3/4	
			Performa Rubber (Flat)	Delrin	2.03250.441	4 9/16"	2 29/32"	1 3/4	
		250	Performa Rubber (Flat)	Ball	2.03250.445	4 9/16"	2 29/32"	1 3/4	
			Polyurethane HI-TECH	Delrin	2.03250.91	4 9/16"	2 29/32"	1 3/4	
			Polyurethane HI-TECH	Ball	2.03250.95	4 9/16"	2 29/32"	1 3/4	
		300	Thermo	Plain	2.03250.52 HT	4 9/16"	2 29/32"	2 3/4	
			Cast Iron	Sleeve	2.03250.12	4 9/16"	2 29/32"	2 7/8	
4"	1 1/4"	250	ThermoTech®	Teflon	2.04250.613 H	5 "	3 7/32"	3	
			Performa Rubber (Conductive/Flat)	Ball	2.04250.445 COND	5 "	3 7/32"	2 1/8	
		275	Polyolefin	Delrin	2.04250.53	5 "	3 7/32"	2 1/8	
			Polyolefin	Ball	2.04250.55	5 "	3 7/32"	2 1/8	
			Polyurethane HI-TECH	Delrin	2.04250.91	5 "	3 7/32"	1 7/8	
			Polyurethane HI-TECH	Ball	2.04250.95	5 "	3 7/32"	1 7/8	
	300	Performa Rubber (Flat)	Delrin	2.04250.441	5 "	3 7/32"	2 1/8		
		Performa Rubber (Flat)	Ball	2.04250.445	5 "	3 7/32"	2 1/8		
		Thermo	Plain	2.04250.52 HT	5 "	3 7/32"	3 1/8		
		Cast Iron	Sleeve	2.04250.12	5 "	3 7/32"	3 1/8		
	5"	1 1/4"	250	ThermoTech®	Teflon	2.05250.613 H	6 1/16"	3 13/16"	3
				Performa Rubber (Conductive/Flat)	Ball	2.05250.445 COND	6 1/16"	3 13/16"	2 3/4
1 5/16"		250	Performa Rubber (Conductive/Round)	Ball	2.05250.565 COND	6 1/16"	3 13/16"	2 3/4	
			Performa Rubber (Round)	Delrin	2.05250.561	6 1/16"	3 13/16"	2 3/4	
			Performa Rubber (Round)	Ball	2.05250.565	6 1/16"	3 13/16"	2 3/4	
1 1/4"		300	Polyolefin	Delrin	2.05250.53	6 1/16"	3 13/16"	2 1/4	
			Polyolefin	Ball	2.05250.55	6 1/16"	3 13/16"	2 1/4	
			Polyurethane HI-TECH	Delrin	2.05250.91	6 1/16"	3 13/16"	2 1/4	
			Polyurethane HI-TECH	Ball	2.05250.95	6 1/16"	3 13/16"	2 1/4	
		325	Cast Iron	Sleeve	2.05250.12	6 1/16"	3 13/16"	3 1/2	
			Performa Rubber (Flat)	Delrin	2.05250.441	6 1/16"	3 13/16"	2 1/2	
			Performa Rubber (Flat)	Ball	2.05250.445	6 1/16"	3 13/16"	2 1/2	
	Thermo		Plain	2.05250.52 HT	6 1/16"	3 13/16"	3 1/4		

2 Series

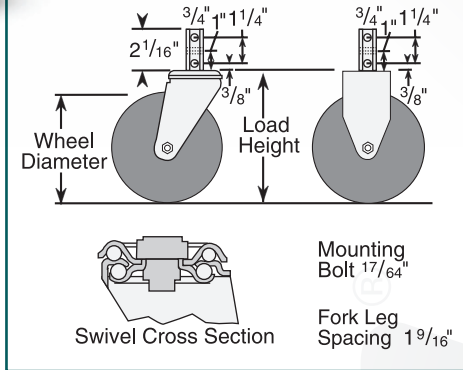


2 Series

Square Stem Swivel & Rigid
Capacity up to **325 lbs each**



Standard Dimensions



Features

- Zinc plated finish is attractive and durable
- Full double ball hardened raceways for better performance and greater durability
- 3/8" hollow axle with lock nut
- Grease holes on wheel bearing for greater convenience
- "Colson 45" multi-temp grease lubricates in extreme hot and cold temperatures

Standard Mounting

- **Stem Size:** 2 1/16" long x 3/4" square with 3 mounting holes 17/64" diameter
- Designed for easy installation on the inside of angle iron legs or against flat surfaces
- Stems may be bolted or riveted against any flat vertical surface

Caster Brake



Top Lock
(See page 96) Available on all swivel models with solid axle only. Field installable (Specify **BRK1**).



Total Lock
(See page 96) Locks wheel and swivel simultaneously. Fits 3 1/2", 4" and 5" swivel models. Field installable (Specify **BRK5**).

Fork Option


NSF Listed For Food Service Industry
All models except thread guards and cast iron wheels (Specify **FSI**).

Swivel Dust Cap
(See page 101) Specify **DC1**.

Forks Only
To order caster forks only use 1st 6 digits of model numbers (Example: 2.02270).

- Axle/Nut Options**
- AX1** Zerk Axle (not available with top lock brake)
 - AX2** Solid Axle
 - NT1** Thick Lock Nut

Wheel Selection



Wheel Option

Thread Guards
(See page 108) Available on many models. Specify **TG1** for metal or **TG2** for plastic.

To order optional mounting, add mounting code to Swivel Stem Caster Models number (Example: 2.02270.441 MTG1).

Mounting Options

Standard Mounting (no code necessary):
2 1/16" long x 3/4" square with 3 mounting holes 17/64" diameter.

MTG1: Square Stem 2 1/16" long x 7/8" square with 1 mounting hole 17/64" diameter.

MTG3: Octagon Stem 2 1/16" long x 3/4" octagon with 3 mounting holes 17/64" diameter.

Colson 2 Series Casters • Square Stem Swivel & Rigid • Capacity to 325 lbs

Wheel Dia.	Tread Width	Capacity Each (Pounds)	Wheel Descriptions	Wheel Bearing	Swivel Stem Caster Models	Rigid Stem Caster Models	Load Height	Swivel Radius	Weight (Pounds)
2 1/2"	1 1/4"	125	Performa Rubber (Conductive/Flat)	Ball	2.02270.445 COND	—	3 3/4"	2 13/32"	1 5/8
		140	Performa Rubber (Flat)	Delrin	2.02270.441	—	3 3/4"	2 13/32"	1 5/8
			Performa Rubber (Flat)	Ball	2.02270.445	—	3 3/4"	2 13/32"	1 5/8
		200	Polyolefin	Delrin	2.02270.53	—	3 3/4"	2 13/32"	1 5/8
			Polyolefin	Ball	2.02270.55	—	3 3/4"	2 13/32"	1 5/8
		250	Polyurethane HI-TECH	Delrin	2.02270.91	—	3 3/4"	2 13/32"	1 5/8
	Polyurethane HI-TECH		Ball	2.02270.95	—	3 3/4"	2 13/32"	1 5/8	
300	Cast Iron	Sleeve	2.02270.12	—	3 3/4"	2 13/32"	2		
1 7/16"	300	Phenolic	Roller	2.02270.319	—	3 3/4"	2 13/32"	1 5/8	
3"	1 1/4"	150	Rubber HI-TECH	Plain	2.03370.42	—	4"	2 21/32"	2
		200	Polyurethane HI-TECH	Plain	2.03370.92	—	4"	2 21/32"	2
	Polyolefin		Delrin	2.03370.52	—	4"	2 21/32"	2	
1 15/32"	300	Phenolic	Roller	2.03370.309	—	4"	2 21/32"	2 3/4	
3 1/2"	1 5/16"	210	Performa Rubber (Conductive/Round)	Ball	2.03270.565 COND	—	4 9/16"	2 29/32"	2 1/4
			Performa Rubber (Round)	Delrin	2.03270.561	—	4 9/16"	2 29/32"	2 1/4
			Performa Rubber (Round)	Ball	2.03270.565	—	4 9/16"	2 29/32"	2 1/4
	1 1/4"	225	Performa Rubber (Conductive/Flat)	Ball	2.03270.445 COND	—	4 9/16"	2 29/32"	2
			230	Polyolefin	Delrin	2.03270.53	—	4 9/16"	2 29/32"
		Polyolefin		Ball	2.03270.55	—	4 9/16"	2 29/32"	1 7/8
		250	Performa Rubber (Flat)	Delrin	2.03270.441	—	4 9/16"	2 29/32"	2
			Performa Rubber (Flat)	Ball	2.03270.445	—	4 9/16"	2 29/32"	2
			Polyurethane HI-TECH	Delrin	2.03270.91	—	4 9/16"	2 29/32"	2 7/8
			Polyurethane HI-TECH	Ball	2.03270.95	—	4 9/16"	2 29/32"	2 7/8
	300	Thermo	Plain	2.03270.52 HT	—	4 9/16"	2 29/32"	2 7/8	
Cast Iron		Sleeve	2.03270.12	—	4 9/16"	2 29/32"	3		
4"	1 1/4"	250	ThermoTech®	Teflon	2.04270.613 H	—	5"	3 7/32"	3
			Performa Rubber (Conductive/Flat)	Ball	2.04270.445 COND	—	5"	3 7/32"	2 1/4
		275	Polyolefin	Delrin	2.04270.53	—	5"	3 7/32"	2 1/8
			Polyolefin	Ball	2.04270.55	—	5"	3 7/32"	2 1/8
			Polyurethane HI-TECH	Delrin	2.04270.91	—	5"	3 7/32"	2 1/8
			Polyurethane HI-TECH	Ball	2.04270.95	—	5"	3 7/32"	2 1/8
	300	Performa Rubber (Flat)	Delrin	2.04270.441	—	5"	3 7/32"	2 1/4	
		Performa Rubber (Flat)	Ball	2.04270.445	—	5"	3 7/32"	2 1/4	
		Thermo	Plain	2.04270.52 HT	—	5"	3 7/32"	3 1/8	
		Cast Iron	Sleeve	2.04270.12	—	5"	3 7/32"	3 3/8	
5"	1 1/4"	250	ThermoTech®	Teflon	2.05270.613 H	2.05280.613 H	6 1/16"	3 13/16"	3
			Performa Rubber (Conductive/Flat)	Ball	2.05270.445 COND	2.05280.445 COND	6 1/16"	3 13/16"	3
	1 5/16"	250	Performa Rubber (Conductive/Round)	Ball	2.05270.565 COND	2.05280.565 COND	6 1/16"	3 13/16"	3
			Performa Rubber (Round)	Delrin	2.05270.561	2.05280.561	6 1/16"	3 13/16"	3
			Performa Rubber (Round)	Ball	2.05270.565	2.05280.565	6 1/16"	3 13/16"	3
	1 1/4"	300	Polyolefin	Delrin	2.05270.53	2.05280.53	6 1/16"	3 13/16"	2 1/2
			Polyolefin	Ball	2.05270.55	2.05280.55	6 1/16"	3 13/16"	2 1/2
			Polyurethane HI-TECH	Delrin	2.05270.91	2.05280.91	6 1/16"	3 13/16"	2 1/2
			Polyurethane HI-TECH	Ball	2.05270.95	2.05280.95	6 1/16"	3 13/16"	2 1/2
			Cast Iron	Sleeve	2.05270.12	2.05280.12	6 1/16"	3 13/16"	3 3/4
			325	Performa Rubber (Flat)	Delrin	2.05270.441	2.05280.441	6 1/16"	3 13/16"
Performa Rubber (Flat)		Ball		2.05270.445	2.05280.445	6 1/16"	3 13/16"	2 3/4	
Thermo	Plain	2.05270.52 HT	2.05280.52 HT	6 1/16"	3 13/16"	3 1/2			

2 Series

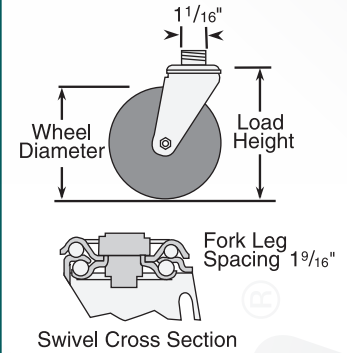


2 Series

Capacity up to **325 lbs each**



Standard Dimensions



Features

- Zinc plated finish is attractive and durable
- Full double ball hardened raceways for better performance and greater durability
- 3/8" hollow axle with lock nut
- Grease holes on wheel bearing for greater convenience
- "Colson 45" multi-temp grease lubricates in extreme hot and cold temperatures

Standard Mounting

- Fits Standard 3/4" Pipe Coupling
- **Stem Size:** approximately 1 1/16" diameter
- The pipe thread stem screws directly into a standard pipe coupling for a rigid and permanent fit with full swivel action

Easy Installation

- The 7/16" hex nut beneath the lower raceway makes it fast and easy to install these casters on a wide variety of equipment

Caster Brake



Top Lock
(See page 96) Available on all models with solid axle only. Field installable (Specify **BRK1**).



Total Lock
(See page 96) Locks wheel and swivel simultaneously. Fits 3 1/2", 4" and 5" models. Field installable (Specify **BRK5**).

Fork Option

NSF Listed For Food Service Industry
All models except thread guards and cast iron wheels (Specify **FSI**).

Swivel Dust Cap
(See page 101) Specify **DC1**.

Forks Only
To order caster forks only use 1st 6 digits of model numbers (Example: 2.02253).

Axle/Nut Options

AX1 Zerk Axle (not available with top lock brake)

AX2 Solid Axle

NT1 Thick Lock Nut

Wheel Selection



Wheel Option

Thread Guards
(See page 108) Available on many models (Specify **TG1** for metal or **TG2** for plastic).

Colson 2 Series Casters • Pipe Thread Stem • Capacity to 325 lbs

Wheel Dia.	Tread Width	Capacity Each (Pounds)	Wheel Descriptions	Wheel Bearing	Stem Caster Models	Load Height	Swivel Radius	Weight (Pounds)
2 1/2"	1 1/4"	125	Performa Rubber (Conductive/Flat)	Ball	2.02253.445 COND	4"	2 13/32"	1 3/4
		140	Performa Rubber (Flat)	Delrin	2.02253.441	4"	2 13/32"	1 3/4
			Performa Rubber (Flat)	Ball	2.02253.445	4"	2 13/32"	1 3/4
		200	Polyolefin	Delrin	2.02253.53	4"	2 13/32"	1 3/4
			Polyolefin	Ball	2.02253.55	4"	2 13/32"	1 3/4
		250	Polyurethane HI-TECH	Delrin	2.02253.91	4"	2 13/32"	1 1/2
	Polyurethane HI-TECH		Ball	2.02253.95	4"	2 13/32"	1 1/2	
300	Cast Iron	Sleeve	2.02253.12	4"	2 13/32"	2 1/8		
1 7/16"	300	Phenolic	Roller	2.02253.319	4"	2 13/32"	1 3/4	
3"	1 1/4"	150	Rubber HI-TECH	Plain	2.03353.42	4 1/4"	2 21/32"	2
		200	Polyurethane HI-TECH	Plain	2.03353.92	4 1/4"	2 21/32"	2
			Polyolefin	Delrin	2.03353.52	4 1/4"	2 21/32"	2
	1 15/32"	300	Phenolic	Roller	2.03353.309	4 1/4"	2 21/32"	2 3/4
3 1/2"	1 5/16"	210	Performa Rubber (Conductive/Round)	Ball	2.03253.565 COND	4 13/16"	2 29/32"	2 1/4
			Performa Rubber (Round)	Delrin	2.03253.561	4 13/16"	2 29/32"	2 1/4
			Performa Rubber (Round)	Ball	2.03253.565	4 13/16"	2 29/32"	2 1/4
	1 1/4"	225	Performa Rubber (Conductive/Flat)	Ball	2.03253.445 COND	4 13/16"	2 29/32"	2 1/4
			Polyolefin	Delrin	2.03253.53	4 13/16"	2 29/32"	2 1/8
		230	Polyolefin	Ball	2.03253.55	4 13/16"	2 29/32"	2 1/8
			Performa Rubber (Flat)	Delrin	2.03253.441	4 13/16"	2 29/32"	2 1/8
		250	Performa Rubber (Flat)	Ball	2.03253.445	4 13/16"	2 29/32"	2 1/8
			Polyurethane HI-TECH	Delrin	2.03253.91	4 13/16"	2 29/32"	1 3/4
			Polyurethane HI-TECH	Ball	2.03253.95	4 13/16"	2 29/32"	1 3/4
		300	Thermo	Plain	2.03253.52 HT	4 13/16"	2 29/32"	3 1/8
			Cast Iron	Sleeve	2.03253.12	4 13/16"	2 29/32"	3
4"	1 1/4"	250	ThermoTech®	Teflon	2.04253.613 H	5 1/4"	3 7/32"	3
			Performa Rubber (Conductive/Flat)	Ball	2.04253.445 COND	5 1/4"	3 7/32"	2 1/4
		275	Polyolefin	Delrin	2.04253.53	5 1/4"	3 7/32"	2 1/4
			Polyolefin	Ball	2.04253.55	5 1/4"	3 7/32"	2 1/4
			Polyurethane HI-TECH	Delrin	2.04253.91	5 1/4"	3 7/32"	2
		300	Polyurethane HI-TECH	Ball	2.04253.95	5 1/4"	3 7/32"	2
	Performa Rubber (Flat)		Delrin	2.04253.441	5 1/4"	3 7/32"	2 1/4	
	Performa Rubber (Flat)		Ball	2.04253.445	5 1/4"	3 7/32"	2 1/4	
	300	Thermo	Plain	2.04253.52 HT	5 1/4"	3 7/32"	3 1/4	
		Cast Iron	Sleeve	2.04253.12	5 1/4"	3 7/32"	3 1/2	
	5"	1 1/4"	250	ThermoTech®	Teflon	2.05253.613 H	6 5/16"	3 13/16"
Performa Rubber (Conductive/Flat)				Ball	2.05253.445 COND	6 5/16"	3 13/16"	3
Performa Rubber (Conductive/Round)				Ball	2.05253.565 COND	6 5/16"	3 13/16"	3
1 5/16"		250	Performa Rubber (Round)	Delrin	2.05253.561	6 5/16"	3 13/16"	3
			Performa Rubber (Round)	Ball	2.05253.565	6 5/16"	3 13/16"	3
1 1/4"		300	Polyolefin	Delrin	2.05253.53	6 5/16"	3 13/16"	2 3/4
			Polyolefin	Ball	2.05253.55	6 5/16"	3 13/16"	2 3/4
			Polyurethane HI-TECH	Delrin	2.05253.91	6 5/16"	3 13/16"	2 1/2
		300	Polyurethane HI-TECH	Ball	2.05253.95	6 5/16"	3 13/16"	2 1/2
			Cast Iron	Sleeve	2.05253.12	6 5/16"	3 13/16"	3 3/4
			Performa Rubber (Flat)	Delrin	2.05253.441	6 5/16"	3 13/16"	2 3/4
		325	Performa Rubber (Flat)	Ball	2.05253.445	6 5/16"	3 13/16"	2 3/4
			Thermo	Plain	2.05253.52 HT	6 5/16"	3 13/16"	3 3/4

2 Series

2 Series

Capacity up to **250 lbs each**



Features

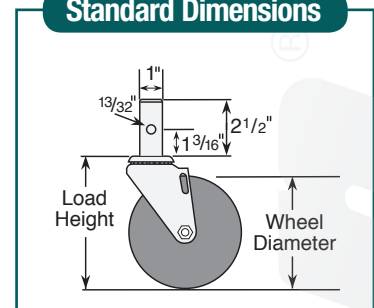
- Zinc plated finish is attractive and durable
- Available with top lock brake
- 3/8" Bolted Axle
- Compatible with many different nationally branded convertible hand trucks
- Features polyolefin thread guard

Standard Mounting

1" x 2 1/2" long stem with one mounting hole, .40" dia.



Standard Dimensions



Colson 2 Series Casters • Convertible Hand Truck • Capacity to 250 lbs

Wheel Dia.	Tread Width	Capacity Each (Pounds)	Wheel Description	Wheel Bearing	Stem Caster Model	Load Height	Swivel Radius	Weight (Pounds)
5"	1 5/16"	250	TPR (Round)	Centered Precision Ball	2.05551.568	5 7/8"	3 13/16"	2

Caster Brake




Top Lock Brake
Brake is not field installable (Specify **BRK1**).

Wheel Option

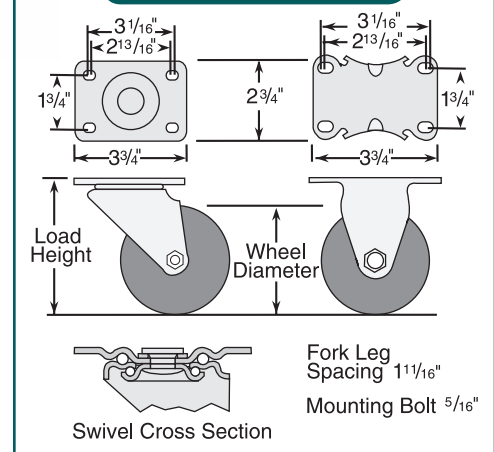
Thread Guards
Standard polyolefin thread guard.

2 Series

LoPro Swivel & Rigid
Capacity up to 210 lbs each



Standard Dimensions



Features

- Zinc plated finish is attractive and durable
- Heat treated full double ball hardened raceways
- Low profile design offers low load height and quick swivel response
- Ideal for business machines, stock picking carts, warehouse dollies and housekeeping carts
- Thread guards standard on all models, but are not available with 3" brake option

Colson 2 Series Casters • LoPro Top Plate Swivel & Rigid • Capacity to 210 lbs

Wheel Dia.	Tread Width	Capacity Each (Pounds)	Wheel Descriptions	Wheel Bearing	Swivel Top Plate Caster Models	Rigid Top Plate Caster Models	Load Height	Swivel Radius	Weight (Pounds)
2 1/2"	1 1/8"	120	Cushion Rubber	Nylon*	2.02689.44	2.02688.44	35/16"	23/8"	1
		175	Hard Rubber	Nylon*	2.02689.54	2.02688.54	35/16"	23/8"	1
3"	1 1/4"	125	Cushion Rubber	Nylon*	2.03689.44	2.03688.44	313/16"	211/16"	1 1/2
		210	Hard Rubber	Nylon*	2.03689.54	2.03688.54	313/16"	211/16"	1 1/2


*Nylon bearing with powdered metal bushing.

Caster Brake



Side Lock
(See page 97) Easy to engage and disengage with a touch of the pedal (3" models only). To order specify **BRK3**.

Wheel Selection



2 Series



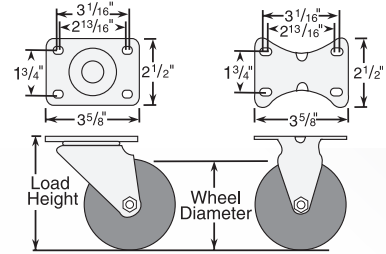
2 Series

Capacity up to **325 lbs each**

STAINLESS STEEL Swivel & Rigid



Standard Dimensions



Fork Leg Spacing 1 5/8"
Mounting Bolt 5/16"

Features


- Polished 304 grade stainless steel construction handles the most punishing, corrosive conditions
- Double ball raceways for better performance and greater durability
- All component parts, including spanner bushing, axle and nut are stainless steel
- Designed to perform in the most hostile environments
- If rust is a problem... Colson stainless steel is the solution

Colson 2 Series Casters • Stainless Steel Top Plate Swivel & Rigid • Capacity to 325 lbs

Wheel Dia.	Tread Width	Capacity Each (Pounds)	Wheel Descriptions	Wheel Bearing	Swivel Top Plate Caster Models	Rigid Top Plate Caster Models	Load Height	Swivel Radius	Weight (Pounds)
3"	1 1/4"	150	Rubber HI-TECH	Plain	2.33456.42	2.33408.42	4 1/8"	3 1/8"	1 5/8
		200	Polyolefin	Delrin	2.33456.544	2.33408.544	4 1/8"	3 1/8"	1 5/8
			Polyurethane HI-TECH	Plain	2.33456.944	2.33408.944	4 1/8"	3 1/8"	1 5/8
3 1/2"	1 1/4"	225	TPE High-Temp	Prec. Ball	2.03456.414 H	2.03408.414 H	4 11/16"	3 3/8"	1 7/8
			Polyolefin	Delrin	2.03456.544	2.03408.544	4 11/16"	3 3/8"	1 5/8
		250	Polyurethane HI-TECH	Delrin	2.03456.944	2.03408.944	4 11/16"	3 3/8"	1 7/8
			Performa Rubber (Flat)	Delrin	2.03456.444	2.03408.444	4 11/16"	3 3/8"	1 3/4
	300	Thermo	Plain	2.03456.52 HT	2.03408.52 HT	4 11/16"	3 3/8"	1 5/8	
1 5/16"	210	Performa Rubber (Round)	Delrin	2.03456.564	2.03408.564	4 11/16"	3 3/8"	1 3/4	
4"	1 1/4"	250	ThermoTech	Teflon	2.04456.613 H	2.04408.613 H	5 1/8"	3 5/16"	3
			TPE High-Temp	Prec. Ball	2.04456.414 H	2.04408.414 H	5 1/8"	3 5/16"	2 1/4
		275	Polyolefin	Delrin	2.04456.544	2.04408.544	5 1/8"	3 5/16"	2 1/8
			Polyurethane HI-TECH	Delrin	2.04456.944	2.04408.944	5 1/8"	3 5/16"	2 1/8
		300	Performa Rubber (Flat)	Delrin	2.04456.444	2.04408.444	5 1/8"	3 5/16"	2 1/4
Thermo	Plain	2.04456.52 HT	2.04408.52 HT	5 1/8"	3 5/16"	2 1/4			
5"	1 1/4"	250	ThermoTech	Teflon	2.05456.613 H	2.05408.613 H	6 3/16"	4 1/16"	3
			Polyolefin	Delrin	2.05456.544	2.05408.544	6 3/16"	4 1/16"	2 5/8
		300	Polyurethane HI-TECH	Delrin	2.05456.944	2.05408.944	6 3/16"	4 1/16"	2 5/8
			TPE High-Temp	Prec. Ball	2.05456.414 H	2.05408.414 H	6 3/16"	4 1/16"	2 3/4
	325	Performa Rubber (Flat)	Delrin	2.05456.444	2.05408.444	6 3/16"	4 1/16"	2 3/4	
Thermo		Plain	2.05456.52 HT	2.05408.52 HT	6 3/16"	4 1/16"	2 3/4		
1 5/16"	250	Performa Rubber (Round)	Delrin	2.05456.564	2.05408.564	6 3/16"	4 1/16"	2 3/4	

Hollow Kingpin: For hollow kingpin on swivel casters only, change 6th digit to "0" (Example: 2.04450.613 H). Consult factory for 6" sizes.

Wheel Selection



Fork Option

NSF Listed For Food Service Industry
Available on all models (Specify FSI).

Forks Only
To order caster forks only use 1st 6 digits of model numbers (Example: 2.33456).

Caster Brake



Top Lock
(See page 96) Available on all 3" swivel models. Not recommended for high-temp applications. Field installable (Specify BRK1).



Tech Lock
(See page 97) Available on 4" and 5" swivel models. Field installable (Specify BRK2).



Total Lock
(See page 96) Riveted design is not field installable. Locks wheel and swivel. Available on all swivel models (Specify BRK4).

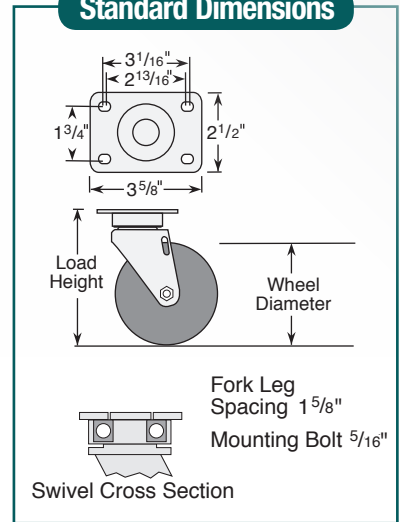
2 Series

STAINLESS STEEL PRECISION Swivel & Rigid

Capacity up to **300 lbs each**



Standard Dimensions



Features

- Ergonomically friendly and durable stainless steel precision swivel raceway for maximum roll and swivel ease
- All component parts stainless steel to handle the most punishing, corrosive conditions
- Maintenance free, permanently sealed, precision bearing in metal housing
- Zero end play of swivel mechanism
- 5/32" stainless steel top plate for maximum durability
- High impact strength


Typical Applications

- Typical applications include medical applications, autoclave operations or where wash down of equipment is required

Colson 2 Series Casters • Stainless Steel Precision • Capacity to 300 lbs

Wheel Dia.	Tread Width	Capacity Each (Pounds)	Wheel Descriptions	Wheel Bearing	Swivel Top Plate Caster Models	Rigid Top Plate Caster Models	Load Height	Swivel Radius	Weight (Pounds)
5"	1 1/4"	275	Polyolefin	Delrin	2.X5456.544	2.05408.544	6 3/16"	3 13/16"	2 5/8
			Polyurethane HI-TECH	Delrin	2.X5456.944	2.05408.944	6 3/16"	3 13/16"	2 5/8
		300	Perma Rubber (Flat)	Delrin	2.X5456.444	2.05408.444	6 3/16"	3 13/16"	2 3/4
			TPE HI-TEMP	Precision Ball	2.X5456.414 H	2.05408.414 H	6 3/16"	3 13/16"	2 1/4

Wheel Selection



Fork Option

NSF Listed For Food Service Industry
Available on all models (Specify FSI).

Forks Only
To order caster forks only, use 1st 6 digits of model numbers (Example: 2.X5456).

2 Series



3 Series

Capacity up to **800 lbs each**

TOP PLATE Swivel & Rigid



www.ColsonCaster.com

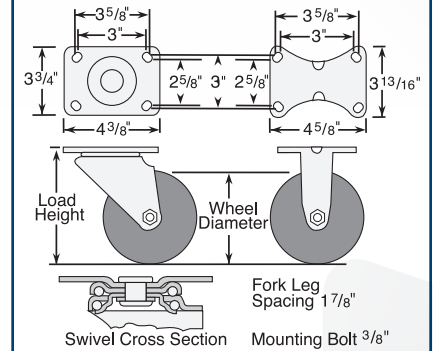


Features

- Zinc plated finish is attractive and durable
- Full double ball hardened raceways for better performance and greater durability
- 3/8" hollow axle with lock nut
- Permanent rivet kingpin construction
- Reinforcing washer on upper & lower raceway for swivel models
- Grease holes: wheel bearing
- "Colson 45" multi-temp grease lubricates in extreme hot and cold temperatures
- .164 steel top plate



Standard Dimensions



Caster Brake



Top Lock
(See page 97) Available on all swivel models. Field installable (Specify **BRK1**).

Fork / Wheel Options

NSF Listed For Food Service Industry
All models except thread guards and cast iron wheels (Specify **FSI**).

Swivel Dust Cap
(See page 101) Specify **DC1**.

Forks Only
To order caster forks only use 1st 6 digits of model numbers (Example: 3.00317).

Thread Guards
(See page 108) Available on many models (Specify **TG1** for metal or **TG2** for plastic).

Lube Options	Fork	Wheel
No Grease	GRF1	GRW1
Double Grease	GRF2	GRW2
300° Continuous	GRF3	GRW3
500° Continuous	Consult Factory	

Axle/Nut Options
AX1 Zerk Axle
AX2 Solid Axle
NT1 Thick lock nut
AX1 Thin lock nut

Wheel Selection



Colson 3 Series Casters • Top Plate Swivel & Rigid • Capacity to 800 lbs

Wheel Dia.	Tread Width	Capacity Each (Pounds)	Wheel Descriptions	Swivel Top Plate Roller Bearing Caster Models	Rigid Top Plate Roller Bearing Caster Models	Optional Bearings (Order info below chart)	Load Height	Swivel Radius	Weight (Pounds)
3"	1 1/2"	250	Performa Rubber (Flat/Grey)	3.00317.449	3.00308.449	Delrin, PPBB	4 1/2"	3 1/8"	3
		300	Polyolefin	3.00317.809	3.00308.809	Delrin, Plain, PPBB	4 1/2"	3 1/8"	2 3/4
			Polyurethane HI-TECH	3.00317.909	3.00308.909	Delrin, PPBB	4 1/2"	3 1/8"	3
		400	Phenolic	3.00317.309	3.00308.309	Delrin, PPBB	4 1/2"	3 1/8"	2 3/4
			Cast Iron	3.00317.109	3.00308.109	Delrin, PPBB	4 1/2"	3 1/8"	4 1/4
600	Thermo	3.00317.819 HT	3.00308.819 HT	Plain, Bronze	4 1/2"	3 1/8"	2 3/4		
4"	1 1/2"	255	Performa Rubber (Conductive/Flat)	3.00417.449 COND	3.00408.449 COND	PPBB	5 3/8"	3 5/8"	3 1/2
		325	Performa Rubber (Flat/Grey)	3.00417.449	3.00408.449	Delrin, PPBB	5 3/8"	3 5/8"	3 1/2
		400	Polyolefin	3.00417.809	3.00408.809	Delrin, Plain, PPBB	5 3/8"	3 5/8"	3
			Maxim	3.00417.509	3.00408.509	Delrin, Bronze, PPBB	5 3/8"	3 5/8"	3 1/4
			Polyurethane HI-TECH	3.00417.909	3.00408.909	Delrin, PPBB	5 3/8"	3 5/8"	3 1/4
			Phenolic	3.00417.309	3.00408.309	Delrin, PPBB	5 3/8"	3 5/8"	3 1/4
		700	Cast Iron	3.00417.109	3.00408.109	Delrin, PPBB	5 3/8"	3 5/8"	4 1/2
			Thermo	3.00417.819 HT	3.00408.819 HT	Plain, Bronze	5 3/8"	3 5/8"	3
5"	1 1/2"	280	Performa Rubber (Conductive/Flat)	3.00517.449 COND	3.00508.449 COND	PPBB	6 3/8"	4 1/8"	3 1/2
		350	Performa Rubber (Flat/Grey)	3.00517.449	3.00508.449	Delrin, PPBB	6 3/8"	4 1/8"	3 1/2
		400	Polyolefin	3.00517.809	3.00508.809	Delrin, Plain, PPBB	6 3/8"	4 1/8"	3 1/4
			Polyurethane HI-TECH	3.00517.909	3.00508.909	Delrin, PPBB	6 3/8"	4 1/8"	3 1/2
			Phenolic	3.00517.309	3.00508.309	Delrin, PPBB	6 3/8"	4 1/8"	3 1/4
			Cast Iron	3.00517.109	3.00508.109	Delrin, PPBB	6 3/8"	4 1/8"	5
		800	Thermo	3.00517.819 HT	3.00508.819 HT	Plain, Bronze	6 3/8"	4 1/8"	3 1/4
6"	1 1/2"	300	Performa Rubber (Conductive/Flat)	3.00617.449 COND	3.00608.449 COND	PPBB	7 3/8"	4 5/8"	3 3/4
		375	Performa Rubber (Flat/Grey)	3.00617.449	3.00608.449	Delrin, PPBB	7 3/8"	4 5/8"	3 3/4
		400	Polyolefin	3.00617.809	3.00608.809	Delrin, Plain, PPBB	7 3/8"	4 5/8"	3
			Polyurethane HI-TECH	3.00617.909	3.00608.909	Delrin, PPBB	7 3/8"	4 5/8"	3 3/4
			Phenolic	3.00617.309	3.00608.309	Delrin, PPBB	7 3/8"	4 5/8"	3 3/4
			Cast Iron	3.00617.109	3.00608.109	Delrin, PPBB	7 3/8"	4 5/8"	6

Bearing Options

Wheels feature roller bearings in above chart. To order optional bearings, see information to the right.



Roller Bearing
Metal cage roller bearing (Specify **WB29**).
Metal thrust & retainer washers (Specify **WSR1**).
Sintered iron step washers (Specify **WSR2**).
Sealed metal retainer washer (Specify **WSR3**).



Delrin Bearings
For standard two-piece bearing change ninth digit to "1" (Example: 3.00617.441).



Pedestal Precision Ball Bearing (PPBB)
To order change 9th digit to "5" (Example: 3.00617.445).



Bronze
To order, change the 9th digit in model number to "4" (Example: 3.00417.504).

3 Series

SQUARE OR ROUND STEMS

Capacity up to **800 lbs each**



Features

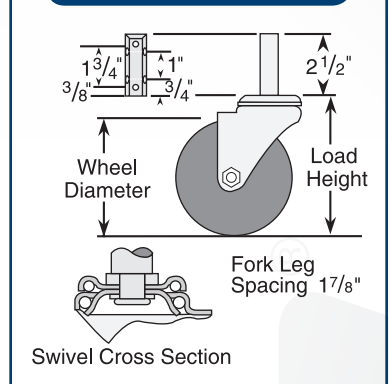
- Zinc plated finish is attractive and durable
- Full double ball hardened raceways for better performance and greater durability
- 3/8" hollow axle with lock nut
- Permanent rivet kingpin construction
- Reinforcing washer on upper & lower raceway
- Grease holes: wheel bearing
- "Colson 45" multi-temp grease lubricates in extreme hot and cold temperatures

Standard Mounting

- **Square Stem:** Four 17/64" diameter holes are drilled in square stem, two per side. 2 1/2" long x 7/8" square



Standard Dimensions



Caster Brake



Top Lock
(See page 97) Available on all swivel models. Field installable (Specify **BRK1**).

Fork / Wheel Options

NSF Listed For Food Service Industry
All models except thread guards and cast iron wheels (Specify **FSI**).

Swivel Dust Cap
(See page 101) Specify **DC1**.

Forks Only
To order caster forks only use 1st 6 digits of model numbers (Example: 3.00314).

Thread Guards
(See page 108) Available on many models (Specify **TG1** for metal or **TG2** for plastic).

Lube Options	Fork	Wheel
No Grease	GRF1	GRW1
Double Grease	GRF2	GRW2
300° Continuous	GRF3	GRW3
500° Continuous	Consult Factory	

Axle/Nut Options
AX1 Zerk Axle
AX2 Solid Axle
NT1 Thick lock nut
AX1 Thin lock nut

Wheel Selection



Mounting Options

Square Stem
Standard Mounting (no code necessary):
Four 17/64" diameter holes are drilled in square stem, two per side. 2 1/2" long x 7/8" square.

Round Stem
MTG7: 2 1/2" long x 3/4" diameter
MTG9: 2 1/2" long x 7/8" diameter
MTG11: 2 1/2" long x 1" diameter

To order with optional round stem, add mounting code to Square Stem Caster Models number (Example: 3.00314.449 MTG7).

Colson 3 Series Casters • Round or Square Stem • Capacity to 800 lbs

Wheel Dia.	Tread Width	Capacity Each (Pounds)	Wheel Descriptions	Square Stem Roller Bearing Models*	Optional Bearings (Order info below chart)	Load Height	Swivel Radius	Weight (Pounds)
3"	1 1/2"	250	Performa Rubber (Flat/Grey)	3.00314.449	Delrin, PPBB	4 5/16"	3 1/8"	2 1/2
		300	Polyolefin	3.00314.809	Delrin, PPBB	4 5/16"	3 1/8"	2 1/2
			Polyurethane HI-TECH	3.00314.909	Delrin, PPBB	4 5/16"	3 1/8"	2 1/2
		400	Phenolic	3.00314.309	Delrin, PPBB	4 5/16"	3 1/8"	2 1/2
			Cast Iron	3.00314.109	Delrin, PPBB	4 5/16"	3 1/8"	3 3/4
600	Thermo	3.00314.819 HT	Plain, Bronze	4 5/16"	3 1/8"	2 1/2		
4"	1 1/2"	255	Performa Rubber (Conductive/Flat)	3.00414.449 COND	PPBB	5 3/16"	3 5/8"	2 2/3
		325	Performa Rubber (Flat/Grey)	3.00414.449	Delrin, PPBB	5 3/16"	3 5/8"	2 2/3
		375	Polyolefin	3.00414.809	Delrin, PPBB	5 3/16"	3 5/8"	2 3/4
		400	Maxim	3.00414.509	Delrin, Bronze, PPBB	5 3/16"	3 5/8"	2 3/4
			Polyurethane HI-TECH	3.00414.909	Delrin, PPBB	5 3/16"	3 5/8"	2 3/4
			Phenolic	3.00414.309	Delrin, PPBB	5 3/16"	3 5/8"	2 3/4
			Cast Iron	3.00414.109	Delrin, PPBB	5 3/16"	3 5/8"	4
700	Thermo	3.00414.819 HT	Plain, Bronze	5 3/16"	3 5/8"	2 3/4		
5"	1 1/2"	280	Performa Rubber (Conductive/Flat)	3.00514.449 COND	PPBB	6 3/16"	3 7/8"	3
		350	Performa Rubber (Flat/Grey)	3.00514.449	Delrin, PPBB	6 3/16"	3 7/8"	3
		400	Polyolefin	3.00514.809	Delrin, PPBB	6 3/16"	3 7/8"	3
			Polyurethane HI-TECH	3.00514.909	Delrin, PPBB	6 3/16"	3 7/8"	3
			Phenolic	3.00514.309	Delrin, PPBB	6 3/16"	3 7/8"	3
			Cast Iron	3.00514.109	Delrin, PPBB	6 3/16"	3 7/8"	4 1/2
800	Thermo	3.00514.819 HT	Plain, Bronze	6 3/16"	3 7/8"	3		
6"	1 1/2"	300	Performa Rubber (Conductive/Flat)	3.00614.449 COND	PPBB	7 3/16"	4 5/8"	4
		375	Performa Rubber (Flat/Grey)	3.00614.449	Delrin, PPBB	7 3/16"	4 5/8"	4
		400	Polyolefin	3.00614.809	Delrin, PPBB	7 3/16"	4 5/8"	3 1/2
			Polyurethane HI-TECH	3.00614.909	Delrin, PPBB	7 3/16"	4 5/8"	3 1/2
			Phenolic	3.00614.309	Delrin, PPBB	7 3/16"	4 5/8"	3 1/2
			Cast Iron	3.00614.109	Delrin, PPBB	7 3/16"	4 5/8"	5 3/4

*To order with optional round stem, add mounting code to Square Stem Caster Models number (Example: 3.00314.449 MTG7).

Bearing Options

Wheels feature roller bearings in above chart. To order optional bearings, see information to the right.



Roller Bearing
Metal cage roller bearing (Specify **WB29**).
Metal thrust & retainer washers (Specify **WSR1**).
Sintered iron step washers (Specify **WSR2**).
Sealed metal retainer washer (Specify **WSR3**).



Delrin Bearings
For standard two-piece bearing change ninth digit to "1" (Example: 3.00614.441).



Pedestal Precision Ball Bearing (PPBB)
To order change 9th digit to "5" (Example: 3.00614.445).



Bronze
To order, change the 9th digit in model number to "4" (Example: 3.00414.504)

3 Series



4 Series

Capacity up to **1250 lbs each**

TOP PLATE Swivel & Rigid



Features

- All caster forks and many wheels USA-made for highest quality and quick delivery (see [USA](#))
- Attractive zinc plated finish
- Full double ball hardened raceways
- 1/2" hollow axle with grease zerk and lock nut
- Plastic seal/retainer washer (roller bearing models)
- 1/4" steel top plate for durability
- Permanent rivet kingpin with 5/8" diameter rivet
- Grease fittings: wheel bearing and swivel raceway
- "Colson 45" multi-temp grease lubricates in extreme hot and cold temperatures



Fork / Wheel Options

NSF Listed For Food Service Industry

All models except swivel lock, thread guards, forged steel and cast iron core wheels.

Forks Only

To order caster forks only use 1st 6 digits of model numbers (Example: 4.04109).



Foot Activated Swivel Lock

(See page 100) Available on all swivel casters with standard top plate (Specify **MTG81**).

Hand Activated Swivel Lock

(See page 100) Available on all swivel casters in Bolt-On or Welded design.

DirtBan Swivel Seal

(See page 101) Not available on swivel lock models (Specify **SEAL**).

Thread Guards

(See page 108) Available on many models (Specify **TG1** for metal or **TG2** for plastic).

Load Height Option

6" dia. models with 7 1/4" load height. Only Side Lock brakes (Specify **LH7.25**).

Axle/Nut Options

AX2 Solid Axle
NT1 Thick lock nut

Lube Options	Fork	Wheel
No Grease	GRF1	GRW1
Double Grease	GRF2	GRW2
300° Continuous	GRF3	GRW3
500° Continuous	Consult Factory	

Caster Brake



Tread Lock

(See page 99) Available on all swivel casters except 3 1/4" diameter and V-Groove models (Specify **BRK1**).



Tech Lock®

(See page 98) Available on all swivel casters except 3 1/4" diameter, V-Groove and Swivel Lock models. 6" rigid model available (Specify **BRK2**).



Side Lock

(See page 97) Available on all swivel roller bearing or one piece Delrin models except 3 1/4" diameter (Specify **BRK3**).



Total Lock

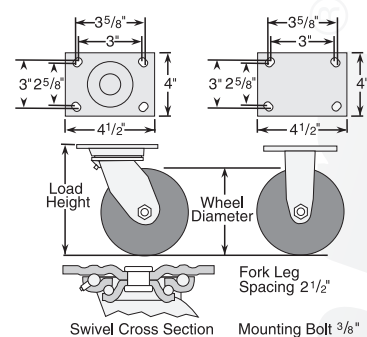
(See page 99) Available on 4", 5", 6" & 8" swivel models except 3 1/4" diameter wheels (Specify **BRK4**).



Top Lock

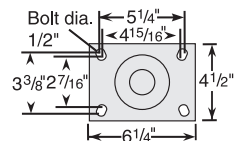
(See page 98) Available on 4", 5", 6" and 8" swivel models except V-Groove (Specify **BRK7**).

Standard Dimensions

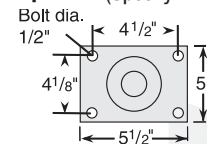


Optional Top Plates

#2 Top Plate (Specify **MTG2**).



#4 Top Plate (Specify **MTG4**).



To order optional top plate, add mounting code to Caster Models number (Example: 4.03109.339 **MTG2**).

Wheel Selection



Colson 4 Series Casters • Top Plate Swivel & Rigid • Capacity to 1250 lbs

Wheel Dia.	Tread Width	Capacity Each (Pounds)	Wheel Descriptions	Swivel Top Plate Roller Bearing Caster Models	Rigid Top Plate Roller Bearing Caster Models	Optional Bearings (Order information below chart)	Load Height	Swivel Radius	Weight lbs (Rigid Deduct 1.5 lbs)	
3 1/4"	2"	700	Phenolic	4.03109.339	4.03108.339	Delrin, PPBB	5 1/4"	3 3/16"	4 3/4	
			Maxim	4.03109.539	4.03108.539	Delrin, Bronze, PPBB	5 1/4"	3 3/16"	4 3/4	
		300	Performa Rubber (Flat/Conductive)	4.04109.459 COND	4.04108.459 COND	PPBB	5 5/8"	3 9/16"	5 3/4	
4"	2"	400	Performa Rubber (Flat/Black)	4.04109.459.2	4.04108.459.2	Delrin, Prec. Ball, PPBB	5 5/8"	3 9/16"	5 3/4	
			Performa Rubber (Flat/Grey)	4.04109.459	4.04108.459	Delrin, Prec. Ball, PPBB	5 5/8"	3 9/16"	5 3/4	
			Performa Rubber (Round)	4.04109.559	4.04108.559	Delrin, Prec. Ball, PPBB	5 5/8"	3 9/16"	5 3/4	
			Trans-forma LT (Flat)	4.04109.4B9	4.04108.4B9	Delrin, PPBB	5 5/8"	3 9/16"	5 3/4	
			Trans-forma (Flat)	4.04109.4E9	4.04108.4E9	Delrin, PPBB	5 5/8"	3 9/16"	5 3/4	
			Moldon Rubber (Cast iron core)	4.04109.649.7	4.04108.649.7	Delrin, PPBB	5 5/8"	3 9/16"	7 1/4	
		500	Polyolefin	4.04109.839	4.04108.839	Delrin, Plain, PPBB	5 5/8"	3 9/16"	4 1/2	
			Trans-forma HD (Flat)	4.04109.4F9	4.04108.4F9	Delrin, PPBB	5 5/8"	3 9/16"	5 3/4	
			Polyurethane HI-TECH	4.04109.929	4.04108.929	Delrin, PPBB	5 5/8"	3 9/16"	4 3/4	
			Moldon Polyurethane (Aluminum core)	4.04109.939	4.04108.939	Delrin, PPBB	5 5/8"	3 9/16"	5 1/4	
			Moldon Polyurethane (Cast iron core)	4.04109.949.7	4.04108.949.7	Delrin, PPBB	5 5/8"	3 9/16"	7 1/4	
			Maxim	4.04109.539	4.04108.539	Delrin, Bronze, PPBB	5 5/8"	3 9/16"	4 1/8	
		600	Phenolic	4.04109.339	4.04108.339	Delrin, PPBB	5 5/8"	3 9/16"	5 3/4	
			Thermo	4.04109.839 HT	4.04108.839 HT	Plain, Bronze	5 5/8"	3 9/16"	6 3/4	
			V-Groove	4.04109.739	4.04108.739	Delrin, PPBB	5 5/8"	3 9/16"	8 1/8	
			Endura Solid Elastomer	4.04109.839 EN	4.04108.839 EN	Delrin, Prec. Ball, PPBB	5 5/8"	3 9/16"	5 3/4	
			Cast Iron	4.04109.139	4.04108.139	Delrin, PPBB	5 5/8"	3 9/16"	7 7/8	
			Maxim	4.04109.539	4.04108.539	Delrin, Bronze, PPBB	5 5/8"	3 9/16"	4 1/8	
		700	Performa Rubber (Flat/Black)	4.05109.459.2	4.05108.459.2	Delrin, Prec. Ball, PPBB	6 1/2"	4 1/4"	6 1/8	
			Performa Rubber (Flat/Grey)	4.05109.459	4.05108.459	Delrin, Prec. Ball, PPBB	6 1/2"	4 1/4"	6 1/8	
			Trans-forma (Flat)	4.05109.4E9	4.05108.4E9	Delrin, PPBB	6 1/2"	4 1/4"	6 1/8	
			Polyolefin	4.05109.839	4.05108.839	Delrin, Plain, PPBB	6 1/2"	4 1/4"	4 7/8	
			Trans-forma HD (Flat)	4.05109.4F9	4.05108.4F9	Delrin, PPBB	6 1/2"	4 1/4"	6 1/8	
			Polyurethane HI-TECH	4.05109.929	4.05108.929	Delrin, PPBB	6 1/2"	4 1/4"	4 3/4	
5"	2"	1000	Maxim	4.05109.539	4.05108.539	Delrin, Bronze, PPBB	6 1/2"	4 1/4"	4 1/2	
			Endura Solid Elastomer	4.05109.839 EN	4.05108.839 EN	Delrin, Prec. Ball, PPBB	6 1/2"	4 1/4"	5 3/4	
			Moldon Polyurethane (Aluminum core)	4.05109.939	4.05108.939	Delrin, PPBB	6 1/2"	4 1/4"	6 1/8	
		1250	Moldon Polyurethane (Cast iron core)	4.05109.949.7	4.05108.949.7	Delrin, PPBB	6 1/2"	4 1/4"	8 1/8	
			Moldon Nylon	4.05109.939.3	4.05108.939.3	Delrin, PPBB	6 1/2"	4 1/4"	9 1/4	
			Phenolic	4.05109.339	4.05108.339	Delrin, PPBB	6 1/2"	4 1/4"	5 3/4	
		400	Thermo	4.05109.839 HT	4.05108.839 HT	Plain, Bronze	6 1/2"	4 1/4"	6 3/4	
			Cast Iron	4.05109.139	4.05108.139	Delrin, PPBB	6 1/2"	4 1/4"	8 1/8	
			Forged Steel	4.05109.239	4.05108.239	Delrin, PPBB	6 1/2"	4 1/4"	9 1/4	
			410	Trans-forma LT (Round)	4.06109.5B9	4.06108.5B9	Delrin, PPBB	7 1/2"	5"	6 1/8
				Performa Rubber (Flat/Conductive)	4.06109.459 COND	4.06108.459 COND	PPBB	7 1/2"	5"	6 1/8
				Performa Rubber (Round/Conductive)	4.06109.559 COND	4.06108.559 COND	PPBB	7 1/2"	5"	6 1/8
450	Performa Rubber (Round)	4.06109.559	4.06108.559	Delrin, Prec. Ball, PPBB	7 1/2"	5"	6 1/8			
	Trans-forma (Round)	4.06109.5E9	4.06108.5E9	Delrin, PPBB	7 1/2"	5"	6 1/8			
	Moldon Rubber (Cast iron core)	4.06109.649.7	4.06108.649.7	Delrin, PPBB	7 1/2"	5"	10 1/2			
	Trans-forma LT (Flat)	4.06109.4B9	4.06108.4B9	Delrin, PPBB	7 1/2"	5"	6 1/8			
	Performa Rubber (Flat/Black)	4.06109.459.2	4.06108.459.2	Delrin, Prec. Ball, PPBB	7 1/2"	5"	6 1/8			
	Performa Rubber (Flat/Grey)	4.06109.459	4.06108.459	Delrin, Prec. Ball, PPBB	7 1/2"	5"	6 1/8			
6"	2"	500	Trans-forma (Flat)	4.06109.4E9	4.06108.4E9	Delrin, PPBB	7 1/2"	5"	6 1/8	
			Trans-forma HD (Round)	4.06109.5F9	4.06108.5F9	Delrin, PPBB	7 1/2"	5"	6 1/8	
			Polyolefin	4.06109.839	4.06108.839	Delrin, Plain, PPBB	7 1/2"	5"	5 1/2	
		600	Polyurethane HI-TECH	4.06109.929	4.06108.929	Delrin, PPBB	7 1/2"	5"	5	
			Trans-forma HD (Flat)	4.06109.4F9	4.06108.4F9	Delrin, PPBB	7 1/2"	5"	6 1/8	
			Triumph (Round/Blue)*	4.06109.96TF	4.06108.96TF	Prec. Ball	7 1/2"	5"	7 1/2	
			Triumph (Round/Red)*	4.06109.96TS	4.06108.96TS	Prec. Ball	7 1/2"	5"	7 1/2	
			Endura Solid Elastomer	4.06109.839 EN	4.06108.839 EN	Delrin, Prec. Ball, PPBB	7 1/2"	5"	7	
			Maxim	4.06109.539	4.06108.539	Delrin, Bronze, PPBB	7 1/2"	5"	4 3/4	
		1200	Moldon Polyurethane (Aluminum core)	4.06109.939	4.06108.939	Delrin, PPBB	7 1/2"	5"	7 1/2	
			Moldon Polyurethane (Cast iron core)	4.06109.949.7	4.06108.949.7	Delrin, PPBB	7 1/2"	5"	10 1/2	
			Moldon Nylon	4.06109.939.3	4.06108.939.3	Delrin, PPBB	7 1/2"	5"	9 1/4	
Phenolic	4.06109.339		4.06108.339	Delrin, PPBB	7 1/2"	5"	7			
V-Groove	4.06109.739		4.06108.739	Delrin, PPBB	7 1/2"	5"	10 1/2			
Cast Iron	4.06109.139		4.06108.139	Delrin, PPBB	7 1/2"	5"	9 3/4			
8"	2"	500	Forged Steel	4.06109.239	4.06108.239	Delrin, PPBB	7 1/2"	5"	10 1/4	
			Performa Rubber (Flat/Conductive)	4.08199.459 COND	4.08198.459 COND	PPBB	9 1/2"	6 1/2"	6 1/4	
			Performa Rubber (Round/Conductive)	4.08199.559 COND	4.08198.559 COND	PPBB	9 1/2"	6 1/2"	6 1/4	
		600	Moldon Rubber (Cast iron core)	4.08199.649.7	4.08198.649.7	Delrin, PPBB	9 1/2"	6 1/2"	13 1/4	
			Performa Rubber (Round)	4.08199.559	4.08198.559	Delrin, Prec. Ball, PPBB	9 1/2"	6 1/2"	6 1/4	
			Performa Rubber (Flat/Black)	4.08199.459.2	4.08198.459.2	Delrin, Prec. Ball, PPBB	9 1/2"	6 1/2"	6 1/4	
		675	Performa Rubber (Flat/Grey)	4.08199.459	4.08198.459	Delrin, Prec. Ball, PPBB	9 1/2"	6 1/2"	6 1/4	
			Polyolefin	4.08199.839	4.08198.839	Delrin, Plain, PPBB	9 1/2"	6 1/2"	5 3/4	
			Polyurethane HI-TECH	4.08199.929	4.08198.929	Delrin, PPBB	9 1/2"	6 1/2"	5 3/4	
		1000	Endura Solid Elastomer	4.08199.839 EN	4.08198.839 EN	Delrin, Prec. Ball, PPBB	9 1/2"	6 1/2"	5 3/4	
			Triumph (Crown/Brown)*	4.08199.93TF	4.08198.93TF	Prec. Ball	9 1/2"	6 1/2"	8 1/4	
			Triumph (Crown/Red)*	4.08199.93TS	4.08198.93TS	Prec. Ball	9 1/2"	6 1/2"	8 1/4	
Triumph (Round/Blue)*	4.08199.96TF		4.08198.96TF	Prec. Ball	9 1/2"	6 1/2"	8 1/4			
Triumph (Round/Red)*	4.08199.96TS		4.08198.96TS	Prec. Ball	9 1/2"	6 1/2"	8 1/4			
Maxim	4.08199.539		4.08198.539	Delrin, Bronze, PPBB	9 1/2"	6 1/2"	5 1/2			
1250	Moldon Polyurethane (Aluminum core)	4.08199.939	4.08198.939	Delrin, PPBB	9 1/2"	6 1/2"	8 1/4			
	Moldon Polyurethane (Cast iron core)	4.08199.949.7	4.08198.949.7	Delrin, PPBB	9 1/2"	6 1/2"	13 1/4			
	Moldon Nylon	4.08199.939.3	4.08198.939.3	Delrin, PPBB	9 1/2"	6 1/2"	9 1/4			
	Phenolic	4.08199.339	4.08198.339	Delrin, PPBB	9 1/2"	6 1/2"	8 1/2			
	Cast Iron	4.08199.139	4.08198.139	Delrin, PPBB	9 1/2"	6 1/2"	12 1/2			

*Triumph wheels available with Precision Ball Bearing only. All 4 Series swivel forks are notched to accommodate four position swivel locks.

Bearing Options

Wheels feature roller bearings in above chart. To order optional bearings, see information to the right.



Roller Bearing

Metal cage roller bearing (Specify **WB29**).
Metal thrust & retainer washers (Specify **WSR1**).
Sintered iron step washers (Specify **WSR2**).
Sealed metal retainer washer (Specify **WSR3**).



Torrington Roller Bearing

Torrington style roller bearing with retainer (Specify **WB19**).



Delrin Bearing

For standard two-piece bearing change 9th digit to "1" (Example: 4.06109.921).
One-piece with steel thrust washers (Specify **WB11**).



Precision Ball Bearing

To order change 8th and 9th digits to "P5" (Example: 4.06109.4P5).



Pedestal Precision Ball Bearing (PPBB)

To order change 9th digit to "5" (Example: 4.06109.4E5).



Bronze Bearing

To order, change the 9th digit in model number to "4" (Example: 4.06109.534).

4 Series

4 Series

Capacity up to **800 lbs each**

TOP PLATE Swivel & Rigid




Features

- Attractive zinc plated finish
- Full double ball hardened raceways
- 1/2" hollow axle with grease zerk and lock nut
- Plastic seal/retainer washer (roller bearing models)
- 1/4" steel top plate for durability
- Permanent rivet kingpin with 5/8" diameter rivet
- Grease fittings: wheel bearing and swivel raceway
- "Colson 45" multi-temp grease lubricates in extreme hot and cold temperatures

Caster Brake

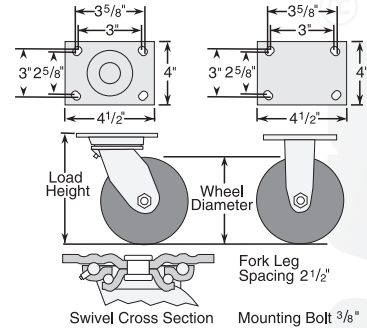


Tread Lock
(See page 99)
Available on all swivel casters except 3" diameter models (Specify BRK1).



Tech Lock®
(See page 98)
Available on all swivel casters except 3" diameter and swivel lock models. Rigid 6" model available (Specify BRK2).

Standard Dimensions



Fork / Wheel Options

NSF Listed For Food Service Industry
All models except swivel lock, thread guards, forged steel and cast iron core wheels.

Forks Only
To order caster forks only use 1st 6 digits of model numbers (Example: 4.04109).



Foot Activated Swivel Lock
(See page 100) Available on all swivel casters with standard top plate (Specify MTG81).



Hand Activated Swivel Lock
(See page 100) Available on all swivel casters in Bolt-On or Welded design.

DirtBan Swivel Seal
(See page 101) Not available on swivel lock models (Specify SEAL).

Thread Guards
(See page 108) Available on many models (Specify TG1 for metal or TG2 for plastic).

Axle/Nut Options
AX2 Solid Axle
NT1 Thick lock nut

Lube Options	Fork	Wheel
No Grease	GRF1	GRW1
Double Grease	GRF2	GRW2
300° Continuous	GRF3	GRW3
500° Continuous	Consult Factory	



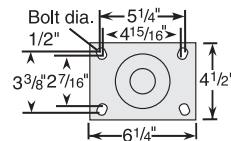
Total Lock
(See page 99)
Available on 4", 5", 6" & 8" swivel models (Specify BRK4).



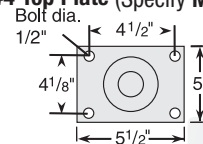
Top Lock
(See page 98)
Available on 4", 5", 6" and 8" swivel models (Specify BRK7).

Optional Top Plates

#2 Top Plate (Specify MTG2).




#4 Top Plate (Specify MTG4).



To order optional top plate, add mounting code to Caster Models number (Example: 4.03109.449 MTG2).

Wheel Selection



Colson 4 Series Casters • Top Plate Swivel & Rigid • Capacity to 800 lbs

Wheel Dia.	Tread Width	Capacity Each (Pounds)	Wheel Descriptions	Swivel Top Plate Roller Bearing Caster Models	Rigid Top Plate Roller Bearing Caster Models	Optional Bearings (Order information below chart)	Load Height	Swivel Radius	Weight lbs (Rigid Deduct 1 lb)
3"	1 1/2"	225	Performa Rubber (Conductive/Flat)	4.03109.449 COND	4.03108.449 COND	PPBB	5 1/8"	3 1/16"	3 1/4
		250	Performa Rubber (Flat/Grey)	4.03109.449	4.03108.449	Delrin, PPBB	5 1/8"	3 1/16"	3 1/4
		300	Polyolefin	4.03109.819	4.03108.819	Delrin, Plain, PPBB	5 1/8"	3 1/16"	3 3/4
			Polyurethane HI-TECH	4.03109.919	4.03108.919	Delrin, PPBB	5 1/8"	3 1/16"	3 1/4
		425	Cast Iron	4.03109.119	4.03108.119	Delrin, PPBB	5 1/8"	3 1/16"	5
		600	Phenolic	4.03109.319	4.03108.319	Delrin, PPBB	5 1/8"	3 1/16"	3 3/4
Thermo	4.03109.819 HT		4.03108.819 HT	Plain, Bronze	5 1/8"	3 1/16"	4 3/4		
4"	1 1/2"	255	Performa Rubber (Conductive/Flat)	4.04109.449 COND	4.04108.449 COND	PPBB	5 5/8"	3 9/16"	3 3/4
		325	Performa Rubber (Flat/Grey)	4.04109.449	4.04108.449	Delrin, PPBB	5 5/8"	3 9/16"	3 3/4
		375	Polyolefin	4.04109.819	4.04108.819	Delrin, Plain, PPBB	5 5/8"	3 9/16"	4
		400	Polyurethane HI-TECH	4.04109.919	4.04108.919	Delrin, PPBB	5 5/8"	3 9/16"	3 1/2
		500	Cast Iron	4.04109.119	4.04108.119	Delrin, PPBB	5 5/8"	3 9/16"	5 1/4
			Phenolic	4.04109.319	4.04108.319	Delrin, PPBB	5 5/8"	3 9/16"	3 3/4
		600	Thermo	4.04109.819 HT	4.04108.819 HT	Plain, Bronze	5 5/8"	3 9/16"	4 3/4
Maxim	4.04109.519		4.04108.519	Delrin, Bronze, PPBB	5 5/8"	3 9/16"	3 3/4		
5"	1 1/2"	280	Performa Rubber (Conductive/Flat)	4.05109.449 COND	4.05108.449 COND	PPBB	6 1/2"	4 1/4"	4 1/8
		350	Performa Rubber (Flat/Grey)	4.05109.449	4.05108.449	Delrin, PPBB	6 1/2"	4 1/4"	4 1/8
		450	Polyolefin	4.05109.819	4.05108.819	Delrin, Plain, PPBB	6 1/2"	4 1/4"	4 1/8
		500	Polyurethane HI-TECH	4.05109.919	4.05108.919	Delrin, PPBB	6 1/2"	4 1/4"	4 1/8
			Cast Iron	4.05109.119	4.05108.119	Delrin, PPBB	6 1/2"	4 1/4"	5 1/2
		600	Phenolic	4.05109.319	4.05108.319	Delrin, PPBB	6 1/2"	4 1/4"	3 3/4
Thermo	4.05109.819 HT		4.05108.819 HT	Plain, Bronze	6 1/2"	4 1/4"	4 3/4		
6"	1 1/2"	300	Performa Rubber (Conductive/Flat)	4.06109.449 COND	4.06108.449 COND	PPBB	7 1/2"	5"	5
		375	Performa Rubber (Flat/Grey)	4.06109.449	4.06108.449	Delrin, PPBB	7 1/2"	5"	5
		500	Polyolefin	4.06109.819	4.06108.819	Delrin, Plain, PPBB	7 1/2"	5"	4 1/8
		600	Polyurethane HI-TECH	4.06109.919	4.06108.919	Delrin, PPBB	7 1/2"	5"	5
			Cast Iron	4.06109.119	4.06108.119	Delrin, PPBB	7 1/2"	5"	6 1/2
800	Phenolic	4.06109.319	4.06108.319	Delrin, PPBB	7 1/2"	5"	4 1/4		
8"	1 1/2"	350	Performa Rubber (Conductive/Flat)	4.08199.449 COND	4.08198.449 COND	PPBB	9 1/2"	6 1/2"	5 3/4
		500	Performa Rubber (Flat/Grey)	4.08199.449	4.08198.449	Delrin, PPBB	9 1/2"	6 1/2"	5 3/4
		600	Polyolefin	4.08199.819	4.08198.819	Delrin, Plain, PPBB	9 1/2"	6 1/2"	4 1/2
		800	Polyurethane HI-TECH	4.08199.919	4.08198.919	Delrin, PPBB	9 1/2"	6 1/2"	5 3/4

All 4 Series swivel forks are notched to accommodate four position swivel locks.

Bearing Options

Wheels feature roller bearings in above chart. To order optional bearings, see information to the right.



Roller Bearing
Metal cage roller bearing (Specify **WB29**).
Metal thrust & retainer washers (Specify **WSR1**).
Sintered iron step washers (Specify **WSR2**).
Sealed metal retainer washer (Specify **WSR3**).



Delrin Bearing
For standard two-piece bearing change ninth digit to "1" (Example: 4.06109.911).



Pedestal Precision Ball Bearing (PPBB)
To order change 9th digit to "5" (Example: 4.06109.915).



Bronze Bearing
To order, change the 9th digit in model number to "4" (Example: 4.05109.814 HT).

4 Series

Capacity up to **1250 lbs each**

STAINLESS STEEL Swivel & Rigid



Features

- Polished stainless steel (Grade 304)
- 1/2" stainless steel hollow axle with grease zerk, nut and lock washer
- 1/4" stainless steel top plate for durability
- Permanent rivet kingpin with 5/8" diameter rivet
- Grease fittings: wheel bearing and swivel raceway
- "Colson 45" multi-temp grease lubricates in extreme hot and cold temperatures



Caster Brake



Tech Lock®
(See page 98)
Available on all swivel and 6" rigid casters (Specify **BRK2**).

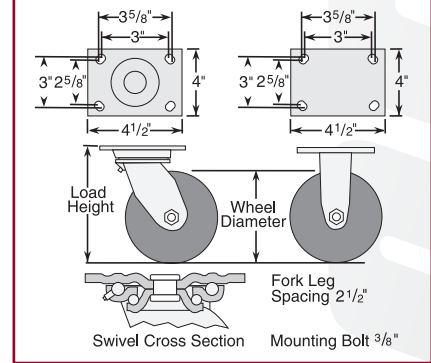


Side Lock
(See page 97)
Stainless steel design available on all swivel casters with one-piece Delrin bearing or roller bearing only (Specify **BRK3**).



Top Lock
(See page 98)
Stainless steel design available on all swivel models (Specify **BRK7**).

Standard Dimensions



Fork / Wheel Options

NSF Listed For Food Service Industry
All models except swivel lock, thread guards, forged steel and cast iron core wheels.

Forks Only
To order caster forks only use 1st 6 digits of model numbers and add SS (Example: 4.04109SS).



Foot Activated Swivel Lock
(See page 100) Available on all swivel casters with standard top plate (Specify **MTG81**).

DirtBan Swivel Seal
(See page 101) Not available on swivel lock models (Specify **SEAL**).

Thread Guards
(See page 108) Available on many models (Specify **TG1** for metal or **TG2** for plastic).

Wheel Selection



Colson 4 Series Casters • Stainless Steel Top Plate Swivel & Rigid • Capacity to 1250 lbs

Wheel Dia.	Tread Width	Capacity Each (Pounds)	Wheel Descriptions	Swivel Top Plate SS Roller Bearing Caster Models	Rigid Top Plate SS Roller Bearing Caster Models	Optional Bearings (Order information below chart)	Load Height	Swivel Radius	Weight (Pounds)
4"	2"	300	Perma Rubber (Flat/Conductive)	4.04109.459 COND SS	4.04108.459 COND SS	PPBB	5 ⁵ / ₈ "	3 ⁹ / ₁₆ "	5 ³ / ₄
			Perma Rubber (Flat/Black)	4.04109.459.2 SS	4.04108.459.2 SS	Delrin, Bronze, PPBB	5 ⁵ / ₈ "	3 ⁹ / ₁₆ "	5 ³ / ₄
		400	Perma Rubber (Flat/Grey)	4.04109.459 SS	4.04108.459 SS	Delrin, Bronze, PPBB	5 ⁵ / ₈ "	3 ⁹ / ₁₆ "	5 ³ / ₄
			Perma Rubber (Round)	4.04109.559 SS	4.04108.559 SS	Delrin, Bronze, PPBB	5 ⁵ / ₈ "	3 ⁹ / ₁₆ "	5 ³ / ₄
			Trans-forma LT (Flat)	4.04109.4B9 SS	4.04108.4B9 SS	Delrin, Bronze, PPBB	5 ⁵ / ₈ "	3 ⁹ / ₁₆ "	5 ³ / ₄
			Trans-forma (Flat)	4.04109.4E9 SS	4.04108.4E9 SS	Delrin, Bronze, PPBB	5 ⁵ / ₈ "	3 ⁹ / ₁₆ "	5 ³ / ₄
		500	Polyolefin	4.04109.839 SS	4.04108.839 SS	Delrin, Bronze, Plain, PPBB	5 ⁵ / ₈ "	3 ⁹ / ₁₆ "	4 ¹ / ₂
			Trans-forma HD (Flat)	4.04109.4F9 SS	4.04108.4F9 SS	Delrin, Bronze, PPBB	5 ⁵ / ₈ "	3 ⁹ / ₁₆ "	5 ³ / ₄
		600	Polyurethane HI-TECH	4.04109.929 SS	4.04108.929 SS	Delrin, Bronze, PPBB	5 ⁵ / ₈ "	3 ⁹ / ₁₆ "	4 ³ / ₄
			Maxim	4.04109.539 SS	4.04108.539 SS	Delrin, Bronze, PPBB	5 ⁵ / ₈ "	3 ⁹ / ₁₆ "	5 ³ / ₄
		800	Phenolic	4.04109.339 SS	4.04108.339 SS	Delrin, PPBB	5 ⁵ / ₈ "	3 ⁹ / ₁₆ "	5 ³ / ₄
			Thermo	4.04109.839 HT SS	4.04108.839 HT SS	Plain, Bronze	5 ⁵ / ₈ "	3 ⁹ / ₁₆ "	5 ³ / ₄
1000	Endura Solid Elastomer	4.04109.839 EN SS	4.04108.839 EN SS	Delrin, Bronze, PPBB	5 ⁵ / ₈ "	3 ⁹ / ₁₆ "	5 ³ / ₄		
5"	2"	325	Perma Rubber (Flat/Conductive)	4.05109.459 COND SS	4.05108.459 COND SS	PPBB	6 ¹ / ₂ "	4 ¹ / ₄ "	6 ¹ / ₈
			Perma Rubber (Round)	4.05109.559 SS	4.05108.559 SS	Delrin, Bronze, PPBB	6 ¹ / ₂ "	4 ¹ / ₄ "	6 ¹ / ₈
		450	Trans-forma LT (Flat)	4.05109.4B9 SS	4.05108.4B9 SS	Delrin, Bronze, PPBB	6 ¹ / ₂ "	4 ¹ / ₄ "	6 ¹ / ₈
			Perma Rubber (Flat/Black)	4.05109.459.2 SS	4.05108.459.2 SS	Delrin, Bronze, PPBB	6 ¹ / ₂ "	4 ¹ / ₄ "	6 ¹ / ₈
		500	Perma Rubber (Flat/Grey)	4.05109.459 SS	4.05108.459 SS	Delrin, Bronze, PPBB	6 ¹ / ₂ "	4 ¹ / ₄ "	6 ¹ / ₈
			Trans-forma (Flat)	4.05109.4E9 SS	4.05108.4E9 SS	Delrin, Bronze, PPBB	6 ¹ / ₂ "	4 ¹ / ₄ "	6 ¹ / ₈
		650	Polyolefin	4.05109.839 SS	4.05108.839 SS	Delrin, Bronze, Plain, PPBB	6 ¹ / ₂ "	4 ¹ / ₄ "	4 ⁷ / ₈
			Trans-forma HD (Flat)	4.05109.4F9 SS	4.05108.4F9 SS	Delrin, Bronze, PPBB	6 ¹ / ₂ "	4 ¹ / ₄ "	6 ¹ / ₈
		750	Polyurethane HI-TECH	4.05109.929 SS	4.05108.929 SS	Delrin, Bronze, PPBB	6 ¹ / ₂ "	4 ¹ / ₄ "	4 ⁷ / ₈
			Maxim	4.05109.539 SS	4.05108.539 SS	Delrin, Bronze, PPBB	6 ¹ / ₂ "	4 ¹ / ₄ "	5 ⁷ / ₈
		1000	Phenolic	4.05109.339 SS	4.05108.339 SS	Delrin, PPBB	6 ¹ / ₂ "	4 ¹ / ₄ "	5 ⁷ / ₈
			Thermo	4.05109.839 HT SS	4.05108.839 HT SS	Plain, Bronze	6 ¹ / ₂ "	4 ¹ / ₄ "	5 ⁷ / ₈
Endura Solid Elastomer	4.05109.839 EN SS		4.05108.839 EN SS	Delrin, Bronze, PPBB	6 ¹ / ₂ "	4 ¹ / ₄ "	5 ⁷ / ₈		
6"	2"	400	Trans-forma LT (Round)	4.06109.5B9 SS	4.06108.5B9 SS	Delrin, Bronze, PPBB	7 ¹ / ₂ "	5"	7 ¹ / ₈
			Perma Rubber (Flat/Conductive)	4.06109.459 SS	4.06108.459.2 SS	PPBB	7 ¹ / ₂ "	5"	6 ¹ / ₈
		450	Perma Rubber (Round)	4.06109.559 SS	4.06108.559 SS	Delrin, Bronze, PPBB	7 ¹ / ₂ "	5"	7 ¹ / ₈
			Trans-forma (Round)	4.06109.5E9 SS	4.06108.5E9 SS	Delrin, Bronze, PPBB	7 ¹ / ₂ "	5"	7 ¹ / ₈
		500	Trans-forma LT (Flat)	4.06109.4B9 SS	4.06108.4B9 SS	Delrin, Bronze, PPBB	7 ¹ / ₂ "	5"	7 ¹ / ₈
			Perma Rubber (Flat/Black)	4.06109.459.2 SS	4.06108.459.2 SS	Delrin, Bronze, PPBB	7 ¹ / ₂ "	5"	7 ¹ / ₈
		600	Perma Rubber (Flat/Grey)	4.06109.459 SS	4.06108.459 SS	Delrin, Bronze, PPBB	7 ¹ / ₂ "	5"	7 ¹ / ₈
			Trans-forma (Flat)	4.06109.4E9 SS	4.06108.4E9 SS	Delrin, Bronze, PPBB	7 ¹ / ₂ "	5"	7 ¹ / ₈
		650	Trans-forma HD (Round)	4.06109.5F9 SS	4.06108.5F9 SS	Delrin, Bronze, PPBB	7 ¹ / ₂ "	5"	7 ¹ / ₈
			Polyolefin	4.06109.839 SS	4.06108.839 SS	Delrin, Bronze, Plain, PPBB	7 ¹ / ₂ "	5"	5 ¹ / ₂
		900	Polyurethane HI-TECH	4.06109.929 SS	4.06108.929 SS	Delrin, Bronze, PPBB	7 ¹ / ₂ "	5"	5
			Trans-forma HD (Flat)	4.06109.4F9 SS	4.06108.4F9 SS	Delrin, Bronze, PPBB	7 ¹ / ₂ "	5"	7 ¹ / ₈
		1100	Endura Solid Elastomer	4.06109.839 EN SS	4.06108.839 EN SS	Delrin, Bronze, PPBB	7 ¹ / ₂ "	5"	6
			Thermo	4.06109.839 HT SS	4.06108.839 HT SS	Plain, Bronze	7 ¹ / ₂ "	5"	6
1200	Maxim	4.06109.539 SS	4.06108.539 SS	Delrin, Bronze, PPBB	7 ¹ / ₂ "	5"	6		
	Phenolic	4.06109.339 SS	4.06108.339 SS	Delrin, PPBB	7 ¹ / ₂ "	5"	6		
8"	2"	500	Perma Rubber (Flat/Conductive)	4.08199.459 COND SS	4.08198.459 COND SS	PPBB	9 ¹ / ₂ "	6 ¹ / ₂ "	6 ¹ / ₄
			Perma Rubber (Round)	4.08199.559 SS	4.08198.559 SS	Delrin, Bronze, PPBB	9 ¹ / ₂ "	6 ¹ / ₂ "	8 ¹ / ₈
		675	Perma Rubber (Flat/Black)	4.08199.459.2 SS	4.08198.459.2 SS	Delrin, Bronze, PPBB	9 ¹ / ₂ "	6 ¹ / ₂ "	8 ¹ / ₈
			Perma Rubber (Flat/Grey)	4.08199.459 SS	4.08198.459 SS	Delrin, Bronze, PPBB	9 ¹ / ₂ "	6 ¹ / ₂ "	8 ¹ / ₈
		900	Polyolefin	4.08199.839 SS	4.08198.839 SS	Delrin, Bronze, Plain, PPBB	9 ¹ / ₂ "	6 ¹ / ₂ "	5 ³ / ₄
			Polyurethane HI-TECH	4.08199.929 SS	4.08198.929 SS	Delrin, Bronze, PPBB	9 ¹ / ₂ "	6 ¹ / ₂ "	5 ³ / ₄
		1200	Endura Solid Elastomer	4.08199.839 EN SS	4.08198.839 EN SS	Delrin, Bronze, PPBB	9 ¹ / ₂ "	6 ¹ / ₂ "	6 ³ / ₄
			Maxim	4.08199.539 SS	4.08198.539 SS	Delrin, Bronze, PPBB	9 ¹ / ₂ "	6 ¹ / ₂ "	6 ³ / ₄
1250	Phenolic	4.08199.339 SS	4.08198.339 SS	Delrin, Bronze, PPBB	9 ¹ / ₂ "	6 ¹ / ₂ "	6 ³ / ₄		

All 4 Series swivel forks are notched to accommodate four position swivel locks.

Bearing Options

Wheels feature roller bearings in above chart. To order optional bearings, see information to the right.



Roller Bearing
Stainless Steel cage roller bearing (Specify **WB29**).
Stainless Steel thrust & retainer washers (Specify **WSR1**).



Delrin Bearing
For standard two-piece bearing change 9th digit to "1" (Example: 4.06109.921 SS).
One-piece with steel thrust washers (Specify **WB11**).



Pedestal Precision Ball Bearing (PPBB)
To order change 9th digit to "5" (Example: 4.06109.925 SS).
Available in stainless steel; consult factory.



Bronze Bearing
To order, change the 9th digit in model number to "4" (Example: 4.06109.534 SS).

4 Series

4

BUSINESS MACHINE Swivel

Series

Capacity up to **1200 lbs each**



700 lb model



500 lb model



1200 lb model



Features

- Corrosion resistant zinc finish
- Hardened double ball raceways
- Operating temperature rating -45°F to 180°F
- Ultra-tough, thermoplastic wheel resists hard impacts and supports high dynamic load

Typical Applications

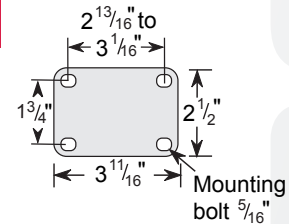
- Vending machines, computer racks, server cabinets or anywhere overall load height is restricted

Performance Options

- Consult factory for rigid, brake and additional finish options

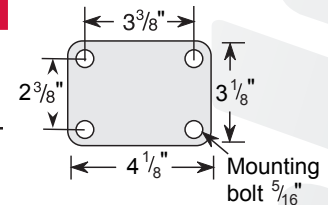
Business Machine Casters • 500 lb Top Plate

Wheel Dia.	Tread Width	Capacity Each (Pounds)	Wheel Descriptions	Wheel Bearing	Swivel Top Plate Caster Models	Load Height	Swivel Radius	Weight lbs
3"	1 ¹³ / ₁₆ "	500	Glass Filled Nylon	Roller	S4.3305.351	4 ¹ / ₈ "	2 ³ / ₄ "	2 ¹ / ₄



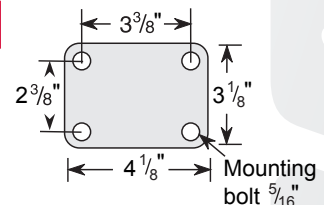
Business Machine Casters • 700 lb Top Plate

Wheel Dia.	Tread Width	Capacity Each (Pounds)	Wheel Descriptions	Wheel Bearing	Swivel Top Plate Caster Models	Load Height	Swivel Radius	Weight lbs
3"	1 ¹³ / ₁₆ "	700	Glass Filled Nylon	Roller	S4.3307.351	3 ³¹ / ₃₂ "	2 ³ / ₄ "	2 ¹ / ₂



Business Machine Casters • 1200 lb Top Plate

Wheel Dia.	Tread Width	Capacity Each (Pounds)	Wheel Descriptions	Wheel Bearing	Swivel Top Plate Caster Models	Load Height	Swivel Radius	Weight lbs
3"	1 ¹³ / ₁₆ "	1200	Glass Filled Nylon	Roller	S4.3312.351	4 ¹ / ₈ "	2 ¹ / ₂ "	3



ENFORCER[®]

HIGH IMPACT

S O L U T I O N

85% of Caster failures are due to **Kingpin Failure.**

Enforcer Kingpinless
ELIMINATES
kingpin failure.

Enforcer KINGPINLESS

vs.

KINGPIN



Colson's Enforcer kingpinless casters

are well-suited for applications where shock loading, impact, and rough terrain cause failures in conventional kingpin swivel casters.

Kingpin casters are most common in the marketplace, but can often fail in rigorous applications where impact shocks and towing are present. This is because the kingpin that holds all swivel components together can stretch or bend from stress and impacts over time, which will cause swivel failures.

Enforcer kingpinless casters have a forged precision steel raceway, where large ball bearings lock the top plate and yoke base together—eliminating the need for a kingpin. This allows for greater load and shock distribution, longer life, and easier swiveling. **Best of all, there is zero chance of kingpin failure.**

Why Enforcer Kingpinless Casters?

- Eliminates kingpin failures
- Perfect for applications with high impact, shock loading and rough terrain
- Single ball raceway allows less “play” in the swivel overall
- Available in 4, 6, 7 and 8 Series with capacities up to 6,000 lbs each caster
- Applications include towline, aerospace, automotive and tire manufacturing

4 Series

Capacity up to **1500 lbs each**

ENFORCER Kingpinless Swivel & Rigid



Features

- Attractive zinc plated finish
- Full single ball hardened raceway
- Formed fork legs feature robotic welding
- 1/2" hollow axle with grease zerk and lock nut
- Plastic seal/retainer washer (roller bearing models)
- 5/16" swivel steel top plate for durability, rigid top plate 1/4" steel
- Grease fittings: wheel bearing and swivel raceway
- "Colson 45" multi-temp grease lubricates in extreme hot and cold temperatures

Caster Brake



Tread Lock

(See page 99)

Available on all swivel casters except V-Groove models (Specify **BRK1**).



Side Lock

(See page 98)

Available on all swivel models equipped with roller or one-piece Delrin bearing only (Specify **BRK3**).

Extended Lead Fork

Available on 6" (2 1/2" swivel lead) and 8" (3 1/2" swivel lead) models with 9 1/2" load height (Specify **EL**).

Fork / Wheel Options

NSF Listed For Food Service Industry

All models except swivel lock, thread guards, forged steel and cast iron core wheels.

Forks Only

To order caster forks only use 1st 6 digits of model numbers (Example: 4.04189).



Hand Activated Swivel Lock

(See page 100)

Available on all swivel casters (Specify **MTG61**).



Foot Activated Swivel Lock

(See page 100)

Available on all swivel casters with standard top plate (Specify **MTG81**).

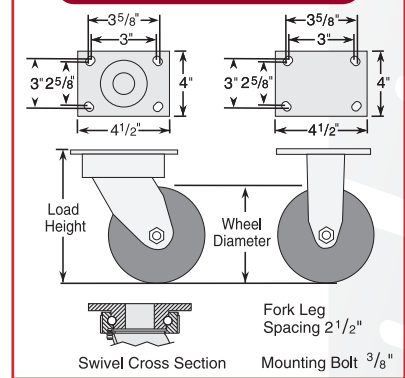
Thread Guards

(See page 108) Available on many models (Specify **TG1** for metal or **TG2** for plastic).

Load Height Option

Optional 10 1/8" load height (6 1/2" swivel radius) available for 8" swivel and rigid casters (Specify **LH 10 1/8**).


Standard Dimensions



Axle / Nut Options

- AX2** Solid Axle
- NT1** Thick lock nut

Wheel Selection



Colson 4 Series Casters • Enforcer Kingpinless Top Plate Swivel & Rigid • Capacity to 1500 lbs

4 Series

Wheel Dia.	Tread Width	Capacity Each (Pounds)	Wheel Descriptions	Swivel Top Plate Roller Bearing Caster Models	Rigid Top Plate Roller Bearing Caster Models	Optional Bearings (Order information below chart)	Load Height	Swivel Radius	Weight lbs (Rigid Deduct 1.5 lbs)
4"	2"	300	Perfoma Rubber (Flat/Conductive)	4.04189.459 COND	4.04108.459 COND	PPBB	5 5/8"	3 9/16"	5 3/4
			Perfoma Rubber (Flat/Black)	4.04189.459.2	4.04108.459.2	Delrin, Prec. Ball, PPBB	5 5/8"	3 9/16"	5 3/4
			Perfoma Rubber (Flat/Grey)	4.04189.459	4.04108.459	Delrin, Prec. Ball, PPBB	5 5/8"	3 9/16"	5 3/4
		400	Perfoma Rubber (Round)	4.04189.559	4.04108.559	Delrin, Prec. Ball, PPBB	5 5/8"	3 9/16"	5 3/4
			Trans-forma (Flat)	4.04189.4E9	4.04108.4E9	Delrin, PPBB	5 5/8"	3 9/16"	5 3/4
			Polyolefin	4.04189.839	4.04108.839	Delrin, Plain, PPBB	5 5/8"	3 9/16"	4 1/2
		500	Trans-forma HD (Flat)	4.04189.4F9	4.04108.4F9	Delrin, PPBB	5 5/8"	3 9/16"	5 3/4
			Polyurethane HI-TECH	4.04189.929	4.04108.929	Delrin, PPBB	5 5/8"	3 9/16"	4 3/4
			Moldon Polyurethane (Aluminum core)	4.04189.939	4.04108.939	Delrin, PPBB	5 5/8"	3 9/16"	5 1/2
		600	Moldon Polyurethane (Cast iron core)	4.04189.949.7	4.04108.949.7	Delrin, PPBB	5 5/8"	3 9/16"	6
			Maxim	4.04189.539	4.04108.539	Delrin, Bronze, PPBB	5 5/8"	3 9/16"	5 1/8
			Phenolic	4.04189.339	4.04108.339	Delrin, PPBB	5 5/8"	3 9/16"	5 3/4
		700	Conquest*	4.04189.9PC	4.04108.9PC	Prec. Ball	5 5/8"	3 9/16"	7 1/2
			V-Groove	4.04189.739	4.04108.739	Delrin, PPBB	5 5/8"	3 9/16"	8 1/8
			Endura Solid Elastomer	4.04189.839 EN	4.04108.839 EN	Delrin, Prec. Ball, PPBB	5 5/8"	3 9/16"	5 3/4
800	Cast Iron	4.04189.139	4.04108.139	Delrin, PPBB	5 5/8"	3 9/16"	7 7/8		
	Commander HD*	4.04189.5PN	4.04108.5PN	Prec. Ball	5 5/8"	3 9/16"	8 1/4		
	Perfoma Rubber (Flat/Conductive)	4.05189.459 COND	4.05108.459 COND	PPBB	6 1/2"	3 7/8"	6 1/8		
5"	2"	325	Perfoma Rubber (Round)	4.05189.559	4.05108.559	Delrin, Prec. Ball, PPBB	6 1/2"	3 7/8"	6 1/8
			Perfoma Rubber (Flat/Black)	4.05189.459.2	4.05108.459.2	Delrin, Prec. Ball, PPBB	6 1/2"	3 7/8"	6 1/8
			Perfoma Rubber (Flat/Grey)	4.05189.459	4.05108.459	Delrin, Prec. Ball, PPBB	6 1/2"	3 7/8"	6 1/8
		500	Trans-forma (Flat)	4.05189.4E9	4.05108.4E9	Delrin, PPBB	6 1/2"	3 7/8"	6 1/8
			Polyolefin	4.05189.839	4.05108.839	Delrin, Plain, PPBB	6 1/2"	3 7/8"	4 7/8
			Trans-forma HD (Flat)	4.05189.4F9	4.05108.4F9	Delrin, PPBB	6 1/2"	3 7/8"	6 1/8
		650	Polyurethane HI-TECH	4.05189.929	4.05108.929	Delrin, PPBB	6 1/2"	3 7/8"	4 3/4
			Maxim	4.05189.539	4.05108.539	Delrin, Bronze, PPBB	6 1/2"	3 7/8"	5 1/2
			Endura Solid Elastomer	4.05189.839 EN	4.05108.839 EN	Delrin, Prec. Ball, PPBB	6 1/2"	3 7/8"	5 3/4
		750	Moldon Polyurethane (Aluminum core)	4.05189.939	4.05108.939	Delrin, PPBB	6 1/2"	3 7/8"	6 1/8
			Moldon Polyurethane (Cast iron core)	4.05189.949.7	4.05108.949.7	Delrin, PPBB	6 1/2"	3 7/8"	7
			Moldon Nylon	4.05189.939.3	4.05108.939.3	Delrin, PPBB	6 1/2"	3 7/8"	9 1/4
		1000	Phenolic	4.05189.339	4.05108.339	Delrin, PPBB	6 1/2"	3 7/8"	5 3/4
			Conquest*	4.05189.9PC	4.05108.9PC	Prec. Ball	6 1/2"	3 7/8"	8
			Cast Iron	4.05189.139	4.05108.139	Delrin, PPBB	6 1/2"	3 7/8"	8 7/8
1400	Forged Steel	4.05189.239	4.05108.239	Delrin, PPBB	6 1/2"	3 7/8"	9 1/4		
	Commander HD*	4.05189.5PN	4.05108.5PN	Prec. Ball	6 1/2"	3 7/8"	8 3/4		
	Perfoma Rubber (Flat/Conductive)	4.06189.459 COND	4.06108.459 COND	PPBB	7 1/2"	4 5/8"	6 1/8		
6"	2"	410	Perfoma Rubber (Round/Conductive)	4.06189.559 COND	4.06108.559 COND	PPBB	7 1/2"	4 5/8"	6 1/8
			Perfoma Rubber (Round)	4.06189.559	4.06108.559	Delrin, Prec. Ball, PPBB	7 1/2"	4 5/8"	6 1/8
			Trans-forma (Round)	4.06189.5E9	4.06108.5E9	Delrin, PPBB	7 1/2"	4 5/8"	6 1/8
		450	Perfoma Rubber (Flat/Black)	4.06189.459.2	4.06108.459.2	Delrin, Prec. Ball, PPBB	7 1/2"	4 5/8"	6 1/8
			Perfoma Rubber (Flat/Grey)	4.06189.459	4.06108.459	Delrin, Prec. Ball, PPBB	7 1/2"	4 5/8"	6 1/8
			Trans-forma (Flat)	4.06189.4E9	4.06108.4E9	Delrin, PPBB	7 1/2"	4 5/8"	6 1/8
		600	Trans-forma HD (Round)	4.06189.5F9	4.06108.5F9	Delrin, PPBB	7 1/2"	4 5/8"	6 1/8
			Polyolefin	4.06189.839	4.06108.839	Delrin, Plain, PPBB	7 1/2"	4 5/8"	5 1/2
			Polyurethane HI-TECH	4.06189.929	4.06108.929	Delrin, PPBB	7 1/2"	4 5/8"	5
		650	Trans-forma HD (Flat)	4.06189.4F9	4.06108.4F9	Delrin, PPBB	7 1/2"	4 5/8"	6 1/8
			Triumph (Round/Blue)*	4.06189.96TF	4.06108.96TF	Prec. Ball	7 1/2"	4 5/8"	7 1/2
			Triumph (Round/Red)*	4.06189.96TS	4.06108.96TS	Prec. Ball	7 1/2"	4 5/8"	7 1/2
		700	Endura Solid Elastomer	4.06189.839 EN	4.06108.839 EN	Delrin, Prec. Ball, PPBB	7 1/2"	4 5/8"	7
			Maxim	4.06189.539	4.06108.539	Delrin, Bronze, PPBB	7 1/2"	4 5/8"	5 3/4
			Moldon Polyurethane (Aluminum core)	4.06189.939	4.06108.939	Delrin, PPBB	7 1/2"	4 5/8"	7 1/2
900	Moldon Polyurethane (Cast iron core)	4.06189.949.7	4.06108.949.7	Delrin, PPBB	7 1/2"	4 5/8"	9		
	Moldon Nylon	4.06189.939.3	4.06108.939.3	Delrin, PPBB	7 1/2"	4 5/8"	9 1/4		
	Phenolic	4.06189.339	4.06108.339	Delrin, PPBB	7 1/2"	4 5/8"	7		
1200	V-Groove	4.06189.739	4.06108.739	Delrin, PPBB	7 1/2"	4 5/8"	10 1/2		
	Conquest*	4.06189.9PC	4.06108.9PC	Prec. Ball	7 1/2"	4 5/8"	8 1/8		
	Cast Iron	4.06189.139	4.06108.139	Delrin, PPBB	7 1/2"	4 5/8"	9 3/4		
1400	Forged Steel	4.06189.239	4.06108.239	Delrin, PPBB	7 1/2"	4 5/8"	10 1/4		
	Commander HD*	4.06189.5PN	4.06108.5PN	Prec. Ball	7 1/2"	4 5/8"	10		
	Perfoma Rubber (Flat/Conductive)	4.08189.459 COND	4.08198.459 COND	PPBB	9 1/2"	6 1/8"	6 1/4		
8"	2"	500	Perfoma Rubber (Round/Conductive)	4.08189.559 COND	4.08198.559 COND	PPBB	9 1/2"	6 1/8"	6 1/4
			Perfoma Rubber (Round)	4.08189.559	4.08198.559	Delrin, Prec. Ball, PPBB	9 1/2"	6 1/8"	6 1/4
			Perfoma Rubber (Flat/Black)	4.08189.459.2	4.08198.459.2	Delrin, Prec. Ball, PPBB	9 1/2"	6 1/8"	6 1/4
		600	Perfoma Rubber (Flat/Grey)	4.08189.459	4.08198.459	Delrin, Prec. Ball, PPBB	9 1/2"	6 1/8"	6 1/4
			Polyolefin	4.08189.839	4.08198.839	Delrin, Plain, PPBB	9 1/2"	6 1/8"	5 3/4
			Polyurethane HI-TECH	4.08189.929	4.08198.929	Delrin, PPBB	9 1/2"	6 1/8"	5 1/4
		675	Endura Solid Elastomer	4.08189.839 EN	4.08198.839 EN	Delrin, Prec. Ball, PPBB	9 1/2"	6 1/8"	8 1/2
			Triumph (Crown/Brown)*	4.08189.93TF	4.08198.93TF	Prec. Ball	9 1/2"	6 1/8"	8 1/4
			Triumph (Crown/Red)*	4.08189.93TS	4.08198.93TS	Prec. Ball	9 1/2"	6 1/8"	8 1/4
		900	Triumph (Round/Blue)*	4.08189.96TF	4.08198.96TF	Prec. Ball	9 1/2"	6 1/8"	8 1/4
			Triumph (Round/Red)*	4.08189.96TS	4.08198.96TS	Prec. Ball	9 1/2"	6 1/8"	8 1/4
			Maxim	4.08189.539	4.08198.539	Delrin, Bronze, PPBB	9 1/2"	6 1/8"	6 1/2
		1200	Phenolic	4.08189.339	4.08198.339	Delrin, PPBB	9 1/2"	6 1/8"	8 1/2
			Moldon Polyurethane (Aluminum core)	4.08189.939	4.08198.939	Delrin, PPBB	9 1/2"	6 1/8"	8 1/4
			Moldon Polyurethane (Cast iron core)	4.08189.949.7	4.08198.949.7	Delrin, PPBB	9 1/2"	6 1/8"	11
1400	Moldon Nylon	4.08189.939.3	4.08198.939.3	Delrin, PPBB	9 1/2"	6 1/8"	9 1/4		
	Cast Iron	4.08189.139	4.08198.139	Delrin, PPBB	9 1/2"	6 1/8"	12 1/2		
	Conquest*	4.08189.9PC	4.08198.9PC	Prec. Ball	9 1/2"	6 1/8"	8 1/2		
1500	Commander HD*	4.08189.5PN	4.08198.5PN	Prec. Ball	9 1/2"	6 1/8"	12		

*Conquest, Triumph and Commander HD wheels available with Precision Ball Bearing only.


Bearing Options

Wheels feature roller bearings in above chart. To order optional bearings, see information to the right.

 **Roller Bearing**
Metal cage (Specify **WB29**).
Metal thrust & retainer washers (Specify **WSR1**).
Sintered iron step washers (Specify **WSR2**).
Sealed metal retainer washer (Specify **WSR3**).

 **Torrington Roller Bearing**
Torrington style roller bearing with retainer (Specify **WB19**).

 **Delrin Bearing**
For standard two-piece bearing change 9th digit to "1" (Example: 4.06189.921).
One-piece with steel thrust washers (Specify **WB11**).

 **Precision Ball**
To order change 8th and 9th digits to "P5" (Example 4.06189.4P5).

 **Pedestal Precision Ball Bearing (PPBB)**
To order change 9th digit to "5" (Example 4.06189.455).

 **Bronze Bearing**
To order change 9th digit to "4" (Example: 4.06189.534).

6 Series

Capacity up to **1500 lbs each**

TOP PLATE Swivel & Rigid



Features

- Attractive zinc plated finish
- Full double ball hardened raceways
- 1/2" hollow axle with grease zerk and lock nut
- Plastic seal/retainer washer (roller bearing models)
- 5/16" steel top plate for durability (1/4" rigid top plate)
- Heat treated bolt and nut kingpin with 3/4" diameter bolt
- Grease fittings: wheel bearing and swivel raceway
- "Colson 45" multi-temp grease lubricates in extreme hot and cold temperatures



Fork / Wheel Options

NSF Listed For Food Service Industry

All models except swivel lock, thread guards, forged steel and cast iron core wheels (Specify **FSI**).

Forks Only

To order caster forks only use 1st 6 digits of model numbers (Example: 6.04209).



Hand Activated Swivel Lock

(See page 100) Available on all swivel casters in Bolt-On or Welded design. (Specify **MTG61** for Bolt-On, or **MTG52** for Welded design).

Thread Guards

(See page 108) Available on many models (Specify **TG1** for metal or **TG2** for plastic).

Axle/Nut Options

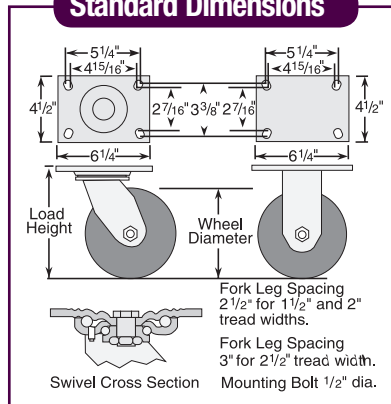
AX2 Solid Axle (2" tread width)

NT1 Thick lock nut

NT2 Thin lock nut

Lube Options	Fork	Wheel
No Grease	GRF1	GRW1
Double Grease	GRF2	GRW2
300° Continuous	GRF3	GRW3
500° Continuous	Consult Factory	

Standard Dimensions



Caster Brake



Tread Lock

(See page 99) Available on all swivel casters with 2" tread widths except V-Groove models (Specify **BRK1**).

Wheel Selection



Colson 6 Series Casters • Top Plate Swivel & Rigid • Capacity to 1500 lbs

Wheel Dia.	Tread Width	Capacity Each (Pounds)	Wheel Descriptions	Swivel Top Plate Roller Bearing Caster Models	Rigid Top Plate Roller Bearing Caster Models	Optional Bearings (Order information below chart)	Load Height	Swivel Radius	Weight lbs (Rigid Deduct 1.5 lbs)	
4"	2"	300	Performa Rubber (Conductive/Flat)	6.04209.459 COND	6.04208.459 COND	PPBB	5 5/8"	3 5/8"	7 1/4	
			Performa Rubber (Flat/Black)	6.04209.459.2	6.04208.459.2	Delrin, Prec. Ball, PPBB	5 5/8"	3 5/8"	7 1/4	
			Performa Rubber (Flat/Grey)	6.04209.459	6.04208.459	Delrin, Prec. Ball, PPBB	5 5/8"	3 5/8"	7 1/4	
		400	Performa Rubber (Round)	6.04209.559	6.04208.559	Delrin, Prec. Ball, PPBB	5 5/8"	3 5/8"	7 1/4	
			Trans-forma (Flat)	6.04209.4F9	6.04208.4F9	Delrin, PPBB	5 5/8"	3 5/8"	7 1/4	
			Polyolefin	6.04209.839	6.04208.839	Plain, Delrin, PPBB	5 5/8"	3 5/8"	7 1/4	
		500	Trans-forma HD (Flat)	6.04209.4F9	6.04208.4F9	Delrin, PPBB	5 5/8"	3 5/8"	7 1/4	
			Polyurethane HI-TECH	6.04209.929	6.04208.929	Delrin, PPBB	5 5/8"	3 5/8"	7 1/2	
			Moldon Polyurethane (Aluminum core)	6.04209.939	6.04208.939	Delrin, PPBB	5 5/8"	3 5/8"	7 1/2	
		600	Moldon Polyurethane (Cast iron core)	6.04209.949.7	6.04208.949.7	Delrin, PPBB	5 5/8"	3 5/8"	9 1/4	
			Maxim	6.04209.539	6.04208.539	Delrin, Bronze, PPBB	5 5/8"	3 5/8"	6 3/8	
			Phenolic	6.04209.339	6.04208.339	Delrin, PPBB	5 5/8"	3 5/8"	7 1/4	
		800	Conquest*	6.04209.9PC	6.04208.9PC	Prec. Ball	5 5/8"	3 5/8"	9 1/8	
			Thermo	6.04209.839 HT	6.04208.839 HT	Plain, Bronze	5 5/8"	3 5/8"	8 1/4	
			V-Groove	6.04209.739	6.04208.739	Delrin, PPBB	5 5/8"	3 5/8"	11	
1000	Endura Solid Elastomer	6.04209.839 EN	6.04208.839 EN	Delrin, Prec. Ball, PPBB	5 5/8"	3 5/8"	7 1/4			
	Cast Iron	6.04209.139	6.04208.139	Delrin, PPBB	5 5/8"	3 5/8"	9			
	Commander HD*	6.04209.5PN	6.04208.5PN	Prec. Ball	5 5/8"	3 5/8"	10 5/8			
5"	2"	325	Performa Rubber (Conductive/Flat)	6.05209.459 COND	6.05208.459 COND	PPBB	6 1/2"	4 5/16"	7 5/8	
			Performa Rubber (Round)	6.05209.559	6.05208.559	Delrin, Prec. Ball, PPBB	6 1/2"	4 5/16"	7 5/8	
			Performa Rubber (Flat/Black)	6.05209.459.2	6.05208.459.2	Delrin, Prec. Ball, PPBB	6 1/2"	4 5/16"	7 5/8	
		425	Performa Rubber (Flat/Grey)	6.05209.459	6.05208.459	Delrin, Prec. Ball, PPBB	6 1/2"	4 5/16"	7 5/8	
			Trans-forma (Flat)	6.05209.4F9	6.05208.4F9	Delrin, PPBB	6 1/2"	4 5/16"	7 5/8	
			Polyolefin	6.05209.839	6.05208.839	Delrin, Plain, PPBB	6 1/2"	4 5/16"	7 5/8	
		500	Polyurethane HI-TECH	6.05209.929	6.05208.929	Delrin, PPBB	6 1/2"	4 5/16"	8 1/2	
			Trans-forma HD (Flat)	6.05209.4F9	6.05208.4F9	Delrin, PPBB	6 1/2"	4 5/16"	9	
			Maxim	6.05209.539	6.05208.539	Delrin, Bronze, PPBB	6 1/2"	4 5/16"	6 3/4	
		650	Endura Solid Elastomer	6.05209.839 EN	6.05208.839 EN	Delrin, Prec. Ball, PPBB	6 1/2"	4 5/16"	8	
			Moldon Polyurethane (Aluminum core)	6.05209.939	6.05208.939	Delrin, PPBB	6 1/2"	4 5/16"	8 3/4	
			Moldon Polyurethane (Cast iron core)	6.05209.949.7	6.05208.949.7	Delrin, PPBB	6 1/2"	4 5/16"	11 1/4	
		750	Moldon Nylon	6.05209.939.3	6.05208.939.3	Delrin, PPBB	6 1/2"	4 5/16"	8	
			Phenolic	6.05209.339	6.05208.339	Delrin, PPBB	6 1/2"	4 5/16"	8	
			Conquest*	6.05209.9PC	6.05208.9PC	Prec. Ball	6 1/2"	4 5/16"	9 1/2	
1000	Thermo	6.05209.839 HT	6.05208.839 HT	Plain, Bronze	6 1/2"	4 5/16"	9			
	Cast Iron	6.05209.139	6.05208.139	Delrin, PPBB	6 1/2"	4 5/16"	10 3/4			
	Forged Steel	6.05209.239	6.05208.239	Delrin, PPBB	6 1/2"	4 5/16"	11 1/4			
1500	Commander HD*	6.05209.5PN	6.05208.5PN	Prec. Ball	6 1/2"	4 5/16"	10 7/8			
	6"	2"	410	Performa Rubber (Conductive/Flat)	6.06209.459 COND	6.06208.459 COND	PPBB	7 1/2"	4 3/4"	7 3/4
				Performa Rubber (Conductive/Round)	6.06209.559 COND	6.06208.559 COND	PPBB	7 1/2"	4 3/4"	7 3/4
Performa Rubber (Round)				6.06209.559	6.06208.559	Delrin, Prec. Ball, PPBB	7 1/2"	4 3/4"	7 3/4	
450			Trans-forma (Round)	6.06209.5F9	6.06208.5F9	Delrin, PPBB	7 1/2"	4 3/4"	7 3/4	
			Performa Rubber (Flat/Black)	6.06209.459.2	6.06208.459.2	Delrin, Prec. Ball, PPBB	7 1/2"	4 3/4"	7 3/4	
			Performa Rubber (Flat/Grey)	6.06209.459	6.06208.459	Delrin, Prec. Ball, PPBB	7 1/2"	4 3/4"	7 3/4	
600			Trans-forma (Flat)	6.06209.4F9	6.06208.4F9	Delrin, PPBB	7 1/2"	4 3/4"	7 3/4	
			Polyolefin	6.06209.839	6.06208.839	Plain, Delrin, PPBB	7 1/2"	4 3/4"	7 3/4	
			Polyurethane HI-TECH	6.06209.929	6.06208.929	Delrin, PPBB	7 1/2"	4 3/4"	7 3/4	
650			Trans-forma HD (Round)	6.06209.5F9	6.06208.5F9	Delrin, PPBB	7 1/2"	4 3/4"	7 3/4	
			Triumph (Round/Blue)*	6.06209.96TF	6.06208.96TF	Prec. Ball	7 1/2"	4 3/4"	9 1/4	
			Triumph (Round/Red)*	6.06209.96TS	6.06208.96TS	Prec. Ball	7 1/2"	4 3/4"	9 1/4	
700			Endura Solid Elastomer	6.06209.839 EN	6.06208.839 EN	Delrin, Prec. Ball, PPBB	7 1/2"	4 3/4"	9 1/4	
			Maxim	6.06209.539	6.06208.539	Delrin, Bronze, PPBB	7 1/2"	4 3/4"	7 3/8	
			Moldon Polyurethane (Aluminum core)	6.06209.939	6.06208.939	Delrin, PPBB	7 1/2"	4 3/4"	9 1/4	
900	Moldon Polyurethane (Cast iron core)	6.06209.949.7	6.06208.949.7	Delrin, PPBB	7 1/2"	4 3/4"	12 1/2			
	Moldon Nylon	6.06209.939.3	6.06208.939.3	Delrin, PPBB	7 1/2"	4 3/4"	9 1/4			
	Phenolic	6.06209.339	6.06208.339	Delrin, PPBB	7 1/2"	4 3/4"	9 1/4			
1100	V-Groove	6.06209.739	6.06208.739	Delrin, PPBB	7 1/2"	4 3/4"	12			
	Conquest*	6.06209.9PC	6.06208.9PC	Prec. Ball	7 1/2"	4 3/4"	10 5/8			
	Cast Iron	6.06209.139	6.06208.139	Delrin, PPBB	7 1/2"	4 3/4"	12 1/2			
1200	Forged Steel	6.06209.239	6.06208.239	Delrin, PPBB	7 1/2"	4 3/4"	12 1/2			
	Commander HD*	6.06209.5PN	6.06208.5PN	Prec. Ball	7 1/2"	4 3/4"	12 3/4			
	Phenolic	6.06259.369	6.06258.369	-	7 1/2"	4 3/4"	10 1/4			
1250	Cast Iron	6.06259.169	6.06258.169	-	7 1/2"	4 3/4"	15 3/4			
	6"	2 1/2"	500	Performa Rubber (Conductive/Flat)	6.08299.459 COND	6.08298.459 COND	PPBB	9 1/2"	6 1/4"	8 1/2
				Performa Rubber (Conductive/Round)	6.08299.559 COND	6.08298.559 COND	PPBB	9 1/2"	6 1/4"	8 1/2
Performa Rubber (Round)				6.08299.559	6.08298.559	Delrin, Prec. Ball, PPBB	9 1/2"	6 1/4"	8 1/2	
600			Performa Rubber (Flat/Black)	6.08299.459.2	6.08298.459.2	Delrin, Prec. Ball, PPBB	9 1/2"	6 1/4"	8 1/2	
			Performa Rubber (Flat/Grey)	6.08299.459	6.08298.459	Delrin, Prec. Ball, PPBB	9 1/2"	6 1/4"	8 1/2	
			Polyolefin	6.08299.839	6.08298.839	Plain, Delrin, PPBB	9 1/2"	6 1/4"	10 1/4	
675			Polyurethane HI-TECH	6.08299.929	6.08298.929	Delrin, PPBB	9 1/2"	6 1/4"	9 1/2	
			Endura Solid Elastomer	6.08299.839 EN	6.08298.839 EN	Delrin, Prec. Ball, PPBB	9 1/2"	6 1/4"	11 1/2	
			Triumph (Crown/Brown)*	6.08299.93TF	6.08298.93TF	Prec. Ball	9 1/2"	6 1/4"	11 1/2	
900			Triumph (Crown/Red)*	6.08299.93TS	6.08298.93TS	Prec. Ball	9 1/2"	6 1/4"	11 1/2	
			Triumph (Round/Blue)*	6.08299.96TF	6.08298.96TF	Prec. Ball	9 1/2"	6 1/4"	11 1/2	
			Triumph (Round/Red)*	6.08299.96TS	6.08298.96TS	Prec. Ball	9 1/2"	6 1/4"	11 1/2	
1000			Phenolic	6.08299.339	6.08298.339	Delrin, PPBB	9 1/2"	6 1/4"	11 1/2	
			Maxim	6.08299.539	6.08298.539	Delrin, Bronze, PPBB	9 1/2"	6 1/4"	8	
			Moldon Polyurethane (Aluminum core)	6.08299.939	6.08298.939	Delrin, PPBB	9 1/2"	6 1/4"	11 1/4	
1200	Moldon Polyurethane (Cast iron core)	6.08299.949.7	6.08298.949.7	Delrin, PPBB	9 1/2"	6 1/4"	16 1/4			
	Moldon Nylon	6.08299.939.3	6.08298.939.3	Delrin, PPBB	9 1/2"	6 1/4"	11 1/4			
	Conquest*	6.08299.9PC	6.08298.9PC	Prec. Ball	9 1/2"	6 1/4"	15 3/8			
1400	Cast Iron	6.08299.139	6.08298.139	Delrin, PPBB	9 1/2"	6 1/4"	16 1/4			
	Commander HD*	6.08299.5PN	6.08298.5PN	Prec. Ball	9 1/2"	6 1/4"	15 3/4			
	Phenolic	6.08259.369	6.08258.369	-	9 1/2"	6 1/4"	13 1/4			
1500	Cast Iron	6.08259.169	6.08258.169	-	9 1/2"	6 1/4"	18			
	10"	2 1/2"	1500	Phenolic	6.10259.369	6.10258.369	-	11 1/2"	7 25/32"	14 3/4
				Cast Iron	6.10259.169	6.10258.169	-	11 1/2"	7 25/32"	22 1/2

*Conquest, Triumph and Commander HD wheels available with Precision Ball Bearing only.

Bearing Options

Wheels feature roller bearings in above chart. To order optional bearings, see information to the right.



Roller Bearing
Metal cage roller bearing (Specify **WB29**).

Metal thrust & retainer washers (Specify **WSR1**).

Sintered iron step washers (Specify **WSR2**).

Sealed metal retainer washer (Specify **WSR3**).



Torrington Roller Bearing
Torrington style roller bearing with retainer (Specify **WB19**).



Delrin Bearing
For standard two-piece bearing change 9th digit to "1" (Example: 6.06209.931).
One-piece with steel thrust washers (Specify **WB11**).



Precision Ball Bearing
To order change 8th and 9th digits to "P5" (Example 6.06209.5P5).
Note: Performa 6" to 8" capacity decreases (See wheel section).



Pedestal Precision Ball Bearing (PPBB)
To order change 9th digit to "5" (Example: 6.06209.4F5).




Bronze Bearing
To order, change the 9th digit in model number to "4" (Example: 6.06209.534).

6 Series

6 Series

Capacity up to **1500 lbs each**

ENFORCER Kingpinless Swivel & Rigid



Features

- Attractive zinc plated finish
- 1/4" fork leg thickness
- Single ball hardened swivel raceway
- 1/2" hollow axle with grease zerk and lock nut
- Plastic seal/retainer washer (roller bearing models)
- 5/16" steel top plate for durability (1/4" rigid top plate)
- Grease fittings: wheel bearing and swivel raceway
- Multi-temp grease lubricates in extreme hot and cold temperatures

Fork / Wheel Options

NSF Listed For Food Service Industry

All models except swivel lock, thread guards, forged steel and cast iron core wheels (Specify FS).

Forks Only

To order caster forks only use 1st 6 digits of model numbers (Example: 6.04289).



Hand Activated Swivel Lock

(See page 100) Available on all swivel casters (Specify **MTG61** with standard top plate and **MTG64** with #4 top plate).

Thread Guards

(See page 108) Available on many models (Specify **TG1** for metal or **TG2** for plastic).

Load Height Option

Optional 9 1/2" load height (6 1/4" swivel radius) available for 8" swivel & rigid casters (Specify **LH9.5**).

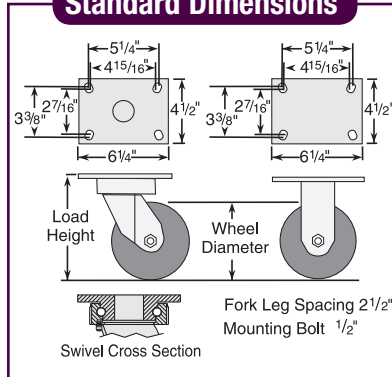
Axle/Nut Options

- AX2** Solid Axle
- NT1** Thick lock nut
- NT2** Thin lock nut

Lube Options

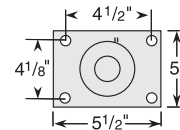
Lube Options	Fork	Wheel
No Grease	GRF1	GRW1
Double Grease	GRF2	GRW2
300° Continuous	GRF3	GRW3
500° Continuous	Consult Factory	

Standard Dimensions



Optional Top Plates

4 Top Plate (Specify **MTG4**).



To order optional top plate, add mounting code to Caster Models number (Example: 6.04289.839 **MTG4**).

Caster Brake



Tread Lock

(See page 99) Available on all swivel casters except V-Groove models (Specify **BRK1**).



Side Lock

(See page 98) Available on all swivel models equipped with roller or one-piece Delrin bearing only (Specify **BRK3**).

Wheel Selection



Colson 6 Series Casters • Enforcer Kingpinless Top Plate Swivel & Rigid • Capacity to 1500 lbs

Wheel Dia.	Tread Width	Capacity Each (Pounds)	Wheel Descriptions	Swivel Top Plate Roller Bearing Caster Models	Rigid Top Plate Roller Bearing Caster Models	Optional Bearings (Order information below chart)	Load Height	Swivel Radius	Weight lbs (Rigid Deduct 2 lbs)
4"	2"	300	Performa Rubber (Flat/Conductive)	6.04289.459 COND	6.04208.459 COND	PPBB	5 5/8"	3 15/32"	7 1/4
			Performa Rubber (Flat/Black)	6.04289.459.2	6.04208.459.2	Delrin, Prec. Ball, PPBB	5 5/8"	3 15/32"	7 1/4
			Performa Rubber (Flat/Grey)	6.04289.459	6.04208.459	Delrin, Prec. Ball, PPBB	5 5/8"	3 15/32"	7 1/4
		400	Performa Rubber (Round)	6.04289.559	6.04208.559	Delrin, Prec. Ball, PPBB	5 5/8"	3 15/32"	7 1/4
			Trans-forma (Flat)	6.04289.4E9	6.04208.4E9	Delrin, PPBB	5 5/8"	3 15/32"	7 1/4
			Polyolefin	6.04289.839	6.04208.839	Plain, Delrin, PPBB	5 5/8"	3 15/32"	7 1/4
		600	Trans-forma HD (Flat)	6.04289.4F9	6.04208.4F9	Delrin, PPBB	5 5/8"	3 15/32"	7 1/2
			Polyurethane HI-TECH	6.04289.929	6.04208.929	Delrin, PPBB	5 5/8"	3 15/32"	7 1/2
			Moldon Polyurethane (Aluminum core)	6.04289.939	6.04208.939	Delrin, PPBB	5 5/8"	3 15/32"	7 1/2
		700	Moldon Polyurethane (Cast iron core)	6.04289.949.7	6.04208.949.7	Delrin, PPBB	5 5/8"	3 15/32"	9 1/4
			Maxim	6.04289.539	6.04208.539	Delrin, Bronze, PPBB	5 5/8"	3 15/32"	5 7/8
			Phenolic	6.04289.339	6.04208.339	Delrin, PPBB	5 5/8"	3 15/32"	7 1/4
		800	Conquest*	6.04289.9PC	6.04208.9PC	Prec. Ball	5 5/8"	3 15/32"	9 1/8
			V-Groove	6.04289.739	6.04208.739	Delrin, PPBB	5 5/8"	3 15/32"	11
			Endura Solid Elastomer	6.04289.839 EN	6.04208.839 EN	Delrin, Prec. Ball, PPBB	5 5/8"	3 15/32"	7 1/4
1000	Cast Iron	6.04289.139	6.04208.139	Delrin, PPBB	5 5/8"	3 15/32"	9		
1500	Commander HD*	6.04289.5PN	6.04208.5PN	Prec. Ball	5 5/8"	3 15/32"	9 1/4		
5"	2"	325	Performa Rubber (Flat/Conductive)	6.05289.459 COND	6.05208.459 COND	PPBB	6 1/2"	3 29/32"	7 5/8
			Performa Rubber (Round)	6.05289.559	6.05208.559	Delrin, Prec. Ball, PPBB	6 1/2"	3 29/32"	7 5/8
			Performa Rubber (Flat/Black)	6.05289.459.2	6.05208.459.2	Delrin, Prec. Ball, PPBB	6 1/2"	3 29/32"	7 5/8
		500	Performa Rubber (Flat/Grey)	6.05289.459	6.05208.459	Delrin, Prec. Ball, PPBB	6 1/2"	3 29/32"	7 5/8
			Trans-forma (Flat)	6.05289.4E9	6.05208.4E9	Delrin, PPBB	6 1/2"	3 29/32"	7 5/8
			Polyolefin	6.05289.839	6.05208.839	Plain, Delrin, PPBB	6 1/2"	3 29/32"	7 5/8
		650	Polyurethane HI-TECH	6.05289.929	6.05208.929	Delrin, PPBB	6 1/2"	3 29/32"	8 1/2
			Trans-forma HD (Flat)	6.05289.4F9	6.05208.4F9	Delrin, PPBB	6 1/2"	3 29/32"	9
			Maxim	6.05289.539	6.05208.539	Delrin, Bronze, PPBB	6 1/2"	3 29/32"	6 1/4
		1000	Endura Solid Elastomer	6.05289.839 EN	6.05208.839 EN	Delrin, Prec. Ball, PPBB	6 1/2"	3 29/32"	8
			Moldon Polyurethane (Aluminum core)	6.05289.939	6.05208.939	Delrin, PPBB	6 1/2"	3 29/32"	8 3/4
			Moldon Polyurethane (Cast iron core)	6.05289.949.7	6.05208.949.7	Delrin, PPBB	6 1/2"	3 29/32"	11 1/4
		1000	Moldon Nylon	6.05289.939.3	6.05208.939.3	Delrin, PPBB	6 1/2"	3 29/32"	8
			Phenolic	6.05289.339	6.05208.339	Delrin, PPBB	6 1/2"	3 29/32"	8
			Conquest*	6.05289.9PC	6.05208.9PC	Prec. Ball	6 1/2"	3 29/32"	9 1/2
1500	Cast Iron	6.05289.139	6.05208.139	Delrin, PPBB	6 1/2"	3 29/32"	10 3/4		
	Forged Steel	6.05289.239	6.05208.239	Delrin, PPBB	6 1/2"	3 29/32"	11 1/4		
	Commander HD*	6.05289.5PN	6.05208.5PN	Prec. Ball	6 1/2"	3 29/32"	11 1/4		
6"	2"	410	Performa Rubber (Flat/Conductive)	6.06289.459 COND	6.06208.459 COND	PPBB	7 1/2"	4 11/16"	7 3/4
			Performa Rubber (Round/Conductive)	6.06289.559 COND	6.06208.559 COND	PPBB	7 1/2"	4 11/16"	7 3/4
			Performa Rubber (Round)	6.06289.559	6.06208.559	Delrin, Prec. Ball, PPBB	7 1/2"	4 11/16"	7 3/4
		450	Trans-forma (Round)	6.06289.5E9	6.06208.5E9	Delrin, PPBB	7 1/2"	4 11/16"	7 3/4
			Moldon Rubber (Cast iron core)	6.06289.649.7	6.06208.649.7	Delrin, PPBB	7 1/2"	4 11/16"	14
			Performa Rubber (Flat/Black)	6.06289.459.2	6.06208.459.2	Delrin, Prec. Ball, PPBB	7 1/2"	4 11/16"	7 3/4
		600	Performa Rubber (Flat/Grey)	6.06289.459	6.06208.459	Delrin, Prec. Ball, PPBB	7 1/2"	4 11/16"	7 3/4
			Trans-forma (Flat)	6.06289.4E9	6.06208.4E9	Delrin, PPBB	7 1/2"	4 11/16"	7 3/4
			Trans-forma HD (Round)	6.06289.5F9	6.06208.5F9	Delrin, PPBB	7 1/2"	4 11/16"	7 3/4
		700	Polyolefin	6.06289.839	6.06208.839	Plain, Delrin, PPBB	7 1/2"	4 11/16"	10
			Polyurethane HI-TECH	6.06289.929	6.06208.929	Delrin, PPBB	7 1/2"	4 11/16"	9
			Trans-forma HD (Flat)	6.06289.4F9	6.06208.4F9	Delrin, PPBB	7 1/2"	4 11/16"	7 3/4
		900	Triumph (Round/Blue)*	6.06289.96TF	6.06208.96TF	Prec. Ball	7 1/2"	4 11/16"	9 1/4
			Triumph (Round/Red)*	6.06289.96TS	6.06208.96TS	Prec. Ball	7 1/2"	4 11/16"	9 1/4
			Endura Solid Elastomer	6.06289.839 EN	6.06208.839 EN	Delrin, Prec. Ball, PPBB	7 1/2"	4 11/16"	9 1/4
1100	Maxim	6.06289.539	6.06208.539	Delrin, Bronze, PPBB	7 1/2"	4 11/16"	6 5/8		
	Moldon Polyurethane (Aluminum core)	6.06289.939	6.06208.939	Delrin, PPBB	7 1/2"	4 11/16"	9 1/4		
	Moldon Polyurethane (Cast iron core)	6.06289.949.7	6.06208.949.7	Delrin, PPBB	7 1/2"	4 11/16"	12 1/2		
1200	Moldon Nylon	6.06289.939.3	6.06208.939.3	Delrin, PPBB	7 1/2"	4 11/16"	9 1/4		
	Phenolic	6.06289.339	6.06208.339	Delrin, PPBB	7 1/2"	4 11/16"	9 1/4		
	V-Groove	6.06289.739	6.06208.739	Delrin, PPBB	7 1/2"	4 11/16"	12		
1250	Conquest*	6.06289.9PC	6.06208.9PC	Prec. Ball	7 1/2"	4 11/16"	10 5/8		
	Cast Iron	6.06289.139	6.06208.139	Delrin, PPBB	7 1/2"	4 11/16"	12 1/2		
	Forged Steel	6.06289.239	6.06208.239	Delrin, PPBB	7 1/2"	4 11/16"	12 1/2		
1500	Commander HD*	6.06289.5PN	6.06208.5PN	Prec. Ball	7 1/2"	4 11/16"	12 1/2		
8"	2"	500	Performa Rubber (Flat/Conductive)	6.08289.459 COND	6.08278.459 COND	PPBB	10 1/8"	6 1/2"	8 1/2
			Performa Rubber (Round/Conductive)	6.08289.559 COND	6.08278.559 COND	PPBB	10 1/8"	6 1/2"	8 1/2
			Performa Rubber (Round)	6.08289.559	6.08278.559	Delrin, Prec. Ball, PPBB	10 1/8"	6 1/2"	8 1/2
		600	Performa Rubber (Flat/Black)	6.08289.459.2	6.08278.459.2	Delrin, Prec. Ball, PPBB	10 1/8"	6 1/2"	8 1/2
			Performa Rubber (Flat/Grey)	6.08289.459	6.08278.459	Delrin, Prec. Ball, PPBB	10 1/8"	6 1/2"	8 1/2
			Polyolefin	6.08289.839	6.08278.839	Plain, Delrin, PPBB	10 1/8"	6 1/2"	10 1/4
		900	Polyurethane HI-TECH	6.08289.929	6.08278.929	Delrin, PPBB	10 1/8"	6 1/2"	9 1/2
			Endura Solid Elastomer	6.08289.839 EN	6.08278.839 EN	Delrin, Prec. Ball, PPBB	10 1/8"	6 1/2"	11 1/2
			Triumph (Crown/Brown)*	6.08289.93TF	6.08278.93TF	Prec. Ball	10 1/8"	6 1/2"	11 1/2
		1200	Triumph (Crown/Red)*	6.08289.93TS	6.08278.93TS	Prec. Ball	10 1/8"	6 1/2"	11 1/4
			Triumph (Round/Blue)*	6.08289.96TF	6.08278.96TF	Prec. Ball	10 1/8"	6 1/2"	11 1/4
			Triumph (Round/Red)*	6.08289.96TS	6.08278.96TS	Prec. Ball	10 1/8"	6 1/2"	11 1/4
		1400	Maxim	6.08289.539	6.08278.539	Delrin, Bronze, PPBB	10 1/8"	6 1/2"	7 1/2
			Phenolic	6.08289.339	6.08278.339	Delrin, PPBB	10 1/8"	6 1/2"	11 1/2
			Moldon Polyurethane (Aluminum core)	6.08289.939	6.08278.939	Delrin, PPBB	10 1/8"	6 1/2"	11 1/4
1500	Moldon Polyurethane (Cast iron core)	6.08289.949.7	6.08278.949.7	Delrin, PPBB	10 1/8"	6 1/2"	16 1/4		
	Moldon Nylon	6.08289.939.3	6.08278.939.3	Delrin, PPBB	10 1/8"	6 1/2"	11 1/4		
	Conquest*	6.08289.9PC	6.08278.9PC	Prec. Ball	10 1/8"	6 1/2"	15 5/8		
1500	Cast Iron	6.08289.139	6.08278.139	Delrin, PPBB	10 1/8"	6 1/2"	16 1/4		
1500	Commander HD*	6.08289.5PN	6.08278.5PN	Prec. Ball	10 1/8"	6 1/2"	15 3/4		

*Conquest, Triumph and Commander HD wheels available with Precision ball bearing only.

Bearing Options

Wheels feature roller bearings in above chart. To order optional bearings, see information to the right.



Roller Bearing
Metal cage roller bearing (Specify **WB29**).

Metal thrust & retainer washers (Specify **WSR1**).

Sintered iron step washers (Specify **WSR2**).

Sealed metal retainer washer (Specify **WSR3**).



Torrington Roller Bearing

Torrington style roller bearing with retainer (Specify **WB19**).



Delrin Bearing
For standard two-piece

bearing change 9th digit to "1" (Example: 6.06289.931). One-piece with steel thrust washers (Specify **WB11**).



Precision Ball Bearing

To order change 8th and 9th digits to "P5" (Example 6.06289.4P5). Note: Performa 6" to 8" capacity decreases with use of Prec. Ball (See wheel section).



To order change 9th digit to "5" (Example: 6.06289.4F5).



Bronze Bearing
To order, change the 9th digit in model number to "4" (Example: 6.06289.534).

6 Series

6 Series

EVOLUTION® PRECISION RACEWAY

Maintenance Free Swivel & Rigid




6 Series

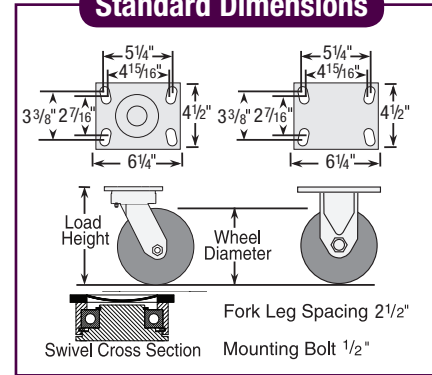
Capacity up to **2000 lbs each**



Coming Soon!
(2nd qtr. 2016)



Standard Dimensions



About Evolution

Evolution casters from Colson are the industry's toughest maintenance free caster for harsh towing applications. Automotive, tire manufacturers, and anyone who needs a caster that can hold up in

dynamic towing applications will be especially interested in this product. The precision radial bearing is large at 3 1/2" in diameter and is sealed on both sides for an exceptionally smooth swivel.

This fork makes up part of an ergonomically friendly caster that confidently handles shock loads, easily starts and stops, effortlessly moves over thresholds, and reliably negotiates uneven surfaces.


Features

- Yellow zinc dichromate finish
- Designed for dynamic towing applications
- Maintenance free, precision swivel raceway
- 5/16" steel legs, formed to increase strength and welded on the inside and outside of yoke base
- Fork legs 5/16" thick 2-1/2" wide
- 1/2" hollow axle with grease zerk fitting on roller bearing models

Typical Applications

- Excellent for automotive, tire manufacturing and aviation industries

Wheel Selection



Coming Soon!
(2nd qtr. 2016)

Colson 6 Series Casters • Evolution Kingpinless Top Plate Swivel & Rigid • Capacity to 2000 lbs

Wheel Dia.	Tread Width	Capacity Each (Pounds)	Wheel Descriptions	Swivel Top Plate Roller Bearing Caster Models	Rigid Top Plate Roller Bearing Caster Models	Optional Bearings (Order information below chart)	Load Height	Swivel Radius	Weight (Pounds)
8"	2"	500	Performa Rubber (Conductive/Flat)	6.08579.459 COND	6.08578.459 COND	PPBB	10 ¹ / ₄ "	6 ⁹ / ₁₆ "	11 ³ / ₄
			Performa Rubber (Conductive/Round)	6.08579.559 COND	6.08578.459 COND	PPBB	10 ¹ / ₄ "	6 ⁹ / ₁₆ "	11 ³ / ₄
			Moldon Rubber (Cast iron core)	6.08579.649.7	6.08578.649.7	Delrin, PPBB	10 ¹ / ₄ "	6 ⁹ / ₁₆ "	17 ¹ / ₂
		600	Performa Rubber (Round/Grey)	6.08579.559	6.08578.559	Delrin, Prec. Ball, PPBB	10 ¹ / ₄ "	6 ⁹ / ₁₆ "	11 ³ / ₄
			Performa Rubber (Flat/Black)	6.08579.459.2	6.08578.459.2	Delrin, Prec. Ball, PPBB	10 ¹ / ₄ "	6 ⁹ / ₁₆ "	11 ³ / ₄
		675	Performa Rubber (Flat/Grey)	6.08579.459	6.08578.459	Delrin, Prec. Ball, PPBB	10 ¹ / ₄ "	6 ⁹ / ₁₆ "	11 ³ / ₄
			Polyolefin	6.08579.839	6.08578.839	Delrin, Plain, PPBB	10 ¹ / ₄ "	6 ⁹ / ₁₆ "	11 ³ / ₄
		900	Polyurethane HI-TECH	6.08579.929	6.08578.929	Delrin	10 ¹ / ₄ "	6 ⁹ / ₁₆ "	11 ³ / ₄
		1200	Endura Solid Elastomer	6.08579.839 EN	6.08578.839 EN	Delrin, Prec. Ball, PPBB	10 ¹ / ₄ "	6 ⁹ / ₁₆ "	12 ¹ / ₄
			Triumph (Crown/Brown)*	6.08579.93TF	6.08578.93TF	Prec. Ball	10 ¹ / ₄ "	6 ⁹ / ₁₆ "	14
			Triumph (Crown/Red)*	6.08579.93TS	6.08578.93TS	Prec. Ball	10 ¹ / ₄ "	6 ⁹ / ₁₆ "	14
			Triumph (Round/Blue)*	6.08579.96TF	6.08578.96TF	Prec. Ball	10 ¹ / ₄ "	6 ⁹ / ₁₆ "	14
			Triumph (Round/Red)*	6.08579.96TS	6.08578.96TS	Prec. Ball	10 ¹ / ₄ "	6 ⁹ / ₁₆ "	14
		1400	Maxim	6.08579.539	6.08578.539	Delrin, Bronze, PPBB	10 ¹ / ₄ "	6 ⁹ / ₁₆ "	11 ³ / ₄
			Moldon Polyurethane (Aluminum core)	6.08579.939	6.08578.939	Delrin, PPBB	10 ¹ / ₄ "	6 ⁹ / ₁₆ "	12
			Moldon Polyurethane (Cast iron core)	6.08579.949.7	6.08578.949.7	Delrin, PPBB	10 ¹ / ₄ "	6 ⁹ / ₁₆ "	17 ¹ / ₂
			Moldon Nylon	6.08579.939.3	6.08578.939.3	Delrin, PPBB	10 ¹ / ₄ "	6 ⁹ / ₁₆ "	12 ² / ₃
			Phenolic	6.08579.339	6.08578.339	Delrin, PPBB	10 ¹ / ₄ "	6 ⁹ / ₁₆ "	13
		1500	Conquest*	6.08579.9PC	6.08578.9PC	Prec. Ball	10 ¹ / ₄ "	6 ⁹ / ₁₆ "	11 ⁷ / ₈
		2000	Commander HD*	6.08579.5PN	6.08578.5PN	Prec. Ball	10 ¹ / ₄ "	6 ⁹ / ₁₆ "	16 ¹ / ₂

*Conquest, Triumph and Commander HD wheels available with Precision Ball Bearing only. Precision Ball Bearings recommended for tow-line applications. Consult factory for special towing and brake requirements.

Bearing Options

Wheels feature roller bearings in above chart. To order optional bearings, see information below.



Roller Bearing
Metal cage roller bearing (Specify **WB29**).
Metal thrust & retainer washers (Specify **WSR1**).
Sintered iron step washers (Specify **WSR2**).
Sealed metal retainer washer (Specify **WSR3**).



Torrington Roller Bearing
Torrington style roller bearing with retainer (Specify **WB19**).



Delrin Bearing
For standard two-piece bearing change 9th digit to "1" (Example: 7.08579.451.2).
One-piece with steel thrust washers (Specify **WB11**).



Precision Ball Bearing
To order change 8th and 9th digits to "P5" (Example: 7.08579.8P5 EN).



Pedestal Precision Ball Bearing (PPBB)
To order change 9th digit to "5" (Example: 7.08579.555).



Bronze
To order, change the 9th digit in model number to "4" (Example: 7.08579.534).

6 Series




ENFORCER

Kingpinless Swivel & Rigid



Series

Capacity up to **6000 lbs each**



Features

- Attractive zinc plated finish
- Single ball hardened swivel raceway construction
- 3/4" solid axle with nut
- Swivel fork: 3/8" steel top plate with 3/8" x 2 1/2" legs
- Rigid fork: 5/16" steel top plate with 5/16" x 2 1/2" legs
- Formed fork legs feature robotic welding inside and out for consistent quality
- Recessed zerk grease fitting on swivel raceway to prevent damage, grease fitting on wheel bearing for easy maintenance
- Multi-temp grease lubricates in extreme hot and cold temperatures

Caster Brake



Tread Lock
(See page 99)
Available on all swivel casters except V-Groove models (Specify **BRK1**).

Fork / Wheel Options

NSF Listed For Food Service Industry
Some models NSF approved, consult factory.

Forks Only
To order caster forks only use 1st 6 digits of model numbers (Example: 7.06689).



Hand Activated Swivel Lock
(See page 100) Available on all swivel casters. Specify **MTG61** with standard top plate and **MTG62** with #2 top plate.

Nut Options
NT1 Thick lock nut

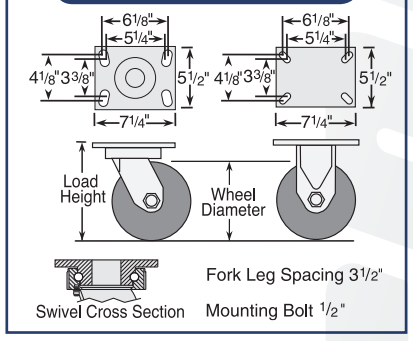
Load Height Option

Wheel Dia.	Load Ht.	Swi. Rad.	Specify
6"	8"	4 7/8"	LH8.0
8"	10-1/2"	6 5/8"	LH10.5
10"	12-1/2"	8 1/8"	LH12.5
12"	15-1/2"	10 1/8"	LH15.5

Wheel Selection

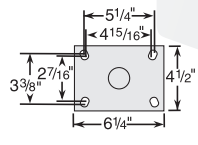


Standard Dimensions



Optional Top Plates

2 Top Plate
(Specify **MTG2**).



To order optional top plate, add mounting code to Caster Models number (Example: 7.06689.369 **MTG2**).

Colson 7 Series Casters • Enforcer Kingpinless Top Plate Swivel & Rigid • Capacity to 6000 lbs

Wheel Dia.	Tread Width	Capacity Each (Pounds)	Wheel Descriptions	Swivel Top Plate Roller Bearing Caster Models	Rigid Top Plate Roller Bearing Caster Models	Optional Bearings (Order information below chart)	Load Height	Swivel Radius	Weight lbs (Rigid Deduct 5 lbs)
6"	2 1/2"	540	Moldon Rubber (Cast Iron Core)	7.06689.669.7	7.06688.669.7	Delrin	7 1/2"	4 3/4"	16
		1600	Phenolic	7.06689.369	7.06688.369	Delrin	7 1/2"	4 3/4"	13 1/2
		2500	Cast Iron	7.06689.169	7.06688.169	Delrin	7 1/2"	4 3/4"	20
			V-Groove	7.06689.769	7.06688.769	Delrin	7 1/2"	4 3/4"	24
	3"	4000	Forged Steel	7.06689.269	7.06688.269	Delrin	7 1/2"	4 3/4"	24
		680	Moldon Rubber (Cast Iron Core)	7.06689.679.7	7.06688.679.7	Delrin	7 1/2"	4 3/4"	17
		2000	Phenolic	7.06689.379	7.06688.379	Delrin	7 1/2"	4 3/4"	14 1/4
		2040	Moldon Polyurethane (Cast Iron Core)	7.06689.979.7	7.06688.979.7	Delrin	7 1/2"	4 3/4"	19 1/4
		4100	Commander HD*	7.06689.5PN	7.06688.5PN	Prec. Ball	7 1/2"	4 3/4"	15 1/4
		6000	V-Groove	7.06689.789	7.06688.789	Delrin	7 1/2"	4 3/4"	21 1/4
8"	2 1/2"	670	Moldon Rubber (Cast Iron Core)	7.08689.669.7	7.08688.669.7	Delrin	10 1/8"	6 9/16"	19
		2000	Phenolic	7.08689.369	7.08688.369	Delrin	10 1/8"	6 9/16"	15 1/2
	3"	840	Moldon Rubber (Cast Iron Core)	7.08689.679.7	7.08688.679.7	Delrin	10 1/8"	6 9/16"	24 3/4
			Phenolic	7.08689.379	7.08688.379	Delrin	10 1/8"	6 9/16"	16 1/2
		2500	Moldon Polyurethane (Cast Iron Core)	7.08689.979.7	7.08688.979.7	Delrin	10 1/8"	6 9/16"	27 3/4
			Cast Iron	7.08689.179	7.08688.179	Delrin	10 1/8"	6 9/16"	27 3/4
			V-Groove	7.08689.779	7.08688.779	Delrin	10 1/8"	6 9/16"	31 1/4
		4100	Commander HD*	7.08689.5PN	7.08688.5PN	Prec. Ball	10 1/8"	6 9/16"	19 1/2
		4500	Forged Steel	7.08689.279	7.08688.279	Delrin	10 1/8"	6 9/16"	31 1/4
		10"	2 1/2"	790	Moldon Rubber (Cast Iron Core)	7.10689.669.7	7.10688.669.7	Delrin	11 1/2"
1000	Performa Rubber (Flat/Black)			7.10689.459.2	7.10688.459.2	Delrin	11 1/2"	7 5/8"	18 1/4
1200	Polyurethane HI-TECH			7.10689.959	7.10688.959	Delrin	11 1/2"	7 5/8"	18 1/4
3"	2500		Phenolic	7.10689.369	7.10688.369	Delrin	11 1/2"	7 5/8"	19 1/2
	1000		Moldon Rubber (Cast Iron Core)	7.10689.679.7	7.10688.679.7	Delrin	11 1/2"	7 5/8"	25 1/4
			Phenolic	7.10689.379	7.10688.379	Delrin	11 1/2"	7 5/8"	19 1/2
	3000		Moldon Polyurethane (Cast Iron Core)	7.10689.979.7	7.10688.979.7	Delrin	11 1/2"	7 5/8"	31 1/2
			Cast Iron	7.10689.179	7.10688.179	Delrin	11 1/2"	7 5/8"	31 1/2
	4100		Commander HD*	7.10689.5PN	7.10688.5PN	Prec. Ball	11 1/2"	7 5/8"	23 1/2
	4500		Forged Steel	7.10689.279	7.10688.279	Delrin	11 1/2"	7 5/8"	37 1/2
12"	3"	1140	Moldon Rubber (Cast Iron Core)	7.12689.679.7	7.12688.679.7	Delrin	13 1/2"	9 1/8"	28 3/4
		1700	Performa Rubber (Flat/Black)	7.12689.459.2	7.12688.459.2	Delrin	13 1/2"	9 1/8"	22 1/4
			Polyurethane HI-TECH	7.12689.989	7.12688.989	Delrin	13 1/2"	9 1/8"	22 1/4
		3000	Cast Iron	7.12689.179	7.12688.179	Delrin	13 1/2"	9 1/8"	35 3/4
		3500	Phenolic	7.12689.379	7.12688.379	Delrin	13 1/2"	9 1/8"	24 3/4
Moldon Polyurethane (Cast Iron Core)	7.12689.979.7		7.12688.979.7	Delrin	13 1/2"	9 1/8"	40		

*Commander HD wheels available with Precision Ball Bearing only.

Bearing Options

Wheels feature roller bearings in the above chart. To order optional bearings, see information to the right.



Delrin Bearing

For standard two-piece bearing change 9th digit to "1" (Example: 7.06689.361).

7 Series



8 Series

Capacity up to **6000 lbs each**

ENFORCER

Kingpinless Swivel & Rigid



Features

- Attractive zinc plated finish
- Single ball hardened swivel raceway construction
- 3/4" solid axle with nut
- 3/8" steel top plate
- Formed fork legs feature robotic welding inside and out for consistent quality
- Fork Leg 3/8" thick x 3" wide
- Recessed zerk grease fitting on swivel raceway to prevent damage, grease fitting on wheel bearing for easy maintenance
- Multi-temp grease lubricates in extreme hot and cold temperatures

Caster Brake



Tread Lock
(See page 99)
Available on all swivel casters except V-Groove models (Specify **BRK1**).

Fork / Wheel Options

NSF Listed For Food Service Industry
Some models NSF approved, consult factory.

Forks Only
To order caster forks only use 1st 6 digits of model numbers (Example: 8.06689).



Hand Activated Swivel Lock
(See page 100)
Available on all swivel casters. Specify **MTG61** with standard top plate, **MTG62** with #2 top plate or **MTG63** with #3 top plate.

Nut Options
NT1 Thick lock nut

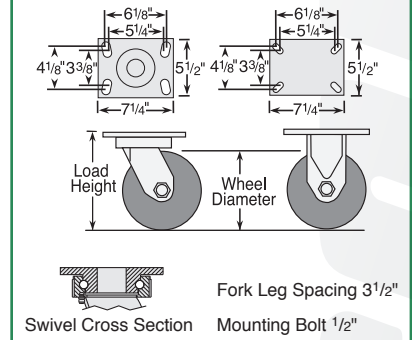
Load Height Option

Wheel Dia.	Load Ht.	Swi. Rad.	Specify
6"	8"	4 7/8"	LH8.0
8"	10 1/2"	6 5/8"	LH10.5
10"	12 1/2"	8 1/8"	LH12.5
12"	15 1/2"	10 1/8"	LH15.5

Wheel Selection

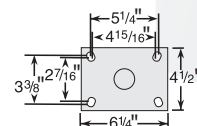


Standard Dimensions



Optional Top Plates

2 Top Plate
(Specify **MTG2**).



To order optional top plate, add mounting code to Caster Models number (Example: 8.06689.369 MTG2).

Colson 8 Series Casters • Enforcer Kingpinless Top Plate Swivel & Rigid • Capacity to 6000 lbs

Wheel Dia.	Tread Width	Capacity Each (Pounds)	Wheel Descriptions	Swivel Top Plate Roller Bearing Caster Models	Rigid Top Plate Roller Bearing Caster Models	Optional Bearings (Order information below chart)	Load Height	Swivel Radius	Weight lbs (Rigid Deduct 5 lbs)	
6"	2 1/2"	540	Moldon Rubber (Cast Iron Core)	8.06689.669.7	8.06688.669.7	Delrin	7 1/2"	4 3/8"	16	
		1600	Phenolic	8.06689.369	8.06688.369	Delrin	7 1/2"	4 3/8"	13 1/2	
		2500	Cast Iron	8.06689.169	8.06688.169	Delrin	7 1/2"	4 3/8"	20	
			V-Groove	8.06689.769	8.06688.769	Delrin	7 1/2"	4 3/8"	20	
	3"	4000	Forged Steel	8.06689.269	8.06688.269	Delrin	7 1/2"	4 3/8"	24	
		680	Moldon Rubber (Cast Iron Core)	8.06689.679.7	8.06688.679.7	Delrin	7 1/2"	4 3/8"	17	
		2000	Phenolic	8.06689.379	8.06688.379	Delrin	7 1/2"	4 3/8"	14 1/4	
		2040	Moldon Polyurethane (Cast Iron Core)	8.06689.979.7	8.06688.979.7	Delrin	7 1/2"	4 3/8"	19 1/4	
	5400	Commander HD*	8.06689.5PN	8.06688.5PN	Prec. Ball	7 1/2"	4 3/8"	15 3/4		
	6000	V-Groove	8.06689.789	8.06688.789	Delrin	7 1/2"	4 3/8"	21 1/4		
8"	2 1/2"	670	Moldon Rubber (Cast Iron Core)	8.08689.669.7	8.08688.669.7	Delrin	10 1/8"	6 3/16"	19	
		2000	Phenolic	8.08689.369	8.08688.369	Delrin	10 1/8"	6 3/16"	15 1/2	
	3"	840	Moldon Rubber (Cast Iron Core)	8.08689.679.7	8.08688.679.7	Delrin	10 1/8"	6 3/16"	24 3/4	
		2500		Phenolic	8.08689.379	8.08688.379	Delrin	10 1/8"	6 3/16"	16 1/2
				Moldon Polyurethane (Cast Iron Core)	8.08689.979.7	8.08688.979.7	Delrin	10 1/8"	6 3/16"	27 3/4
				Cast Iron	8.08689.179	8.08688.179	Delrin	10 1/8"	6 3/16"	27 3/4
				V-Groove	8.08689.779	8.08688.779	Delrin	10 1/8"	6 3/16"	31 1/4
		4500	Forged Steel	8.08689.279	8.08688.279	Delrin	10 1/8"	6 3/16"	31 1/4	
5400	Commander HD*	8.08689.5PN	8.08688.5PN	Prec. Ball	10 1/8"	6 3/16"	19 1/2			
10"	2 1/2"	790	Moldon Rubber (Cast Iron Core)	8.10689.669.7	8.10688.669.7	Delrin	11 1/2"	7 3/8"	24 1/2	
		1000	Performa Rubber (Flat/Black)	8.10689.459.2	8.10688.459.2	Delrin	11 1/2"	7 3/8"	18 1/4	
		1200	Polyurethane HI-TECH	8.10689.959	8.10688.959	Delrin	11 1/2"	7 3/8"	18 1/4	
		2500	Phenolic	8.10689.369	8.10688.369	Delrin	11 1/2"	7 3/8"	19 1/2	
	3"	1000	Moldon Rubber (Cast Iron Core)	8.10689.679.7	8.10688.679.7	Delrin	11 1/2"	7 3/8"	25 1/4	
		2900	Phenolic	8.10689.379	8.10688.379	Delrin	11 1/2"	7 3/8"	19 1/2	
		3000		Moldon Polyurethane (Cast Iron Core)	8.10689.979.7	8.10688.979.7	Delrin	11 1/2"	7 3/8"	31 1/2
				Cast Iron	8.10689.179	8.10688.179	Delrin	11 1/2"	7 3/8"	31 1/2
		4500	Forged Steel	8.10689.279	8.10688.279	Delrin	11 1/2"	7 3/8"	37 1/2	
		5400	Commander HD*	8.10689.5PN	8.10688.5PN	Prec. Ball	11 1/2"	7 3/8"	20	
12"	3"	1140	Moldon Rubber (Cast Iron Core)	8.12689.679.7	8.12688.679.7	Delrin	13 1/2"	8 7/8"	28 3/4	
		1700	Performa Rubber (Flat/Black)	8.12689.459.2	8.12688.459.2	Delrin	13 1/2"	8 7/8"	22 1/4	
			Polyurethane HI-TECH	8.12689.989	8.12688.989	Delrin	13 1/2"	8 7/8"	22 1/4	
		3000	Cast Iron	8.12689.179	8.12688.179	Delrin	13 1/2"	8 7/8"	35 3/4	
		3500	Phenolic	8.12689.379	8.12688.379	Delrin	13 1/2"	8 7/8"	24 3/4	
		Moldon Polyurethane (Cast Iron Core)	8.12689.979.7	8.12688.979.7	Delrin	13 1/2"	8 7/8"	40		

*Commander HD wheels available with Precision Ball Bearing only.

Bearing Options


Wheels feature roller bearings in the above chart. To order optional bearings, see information to the right.



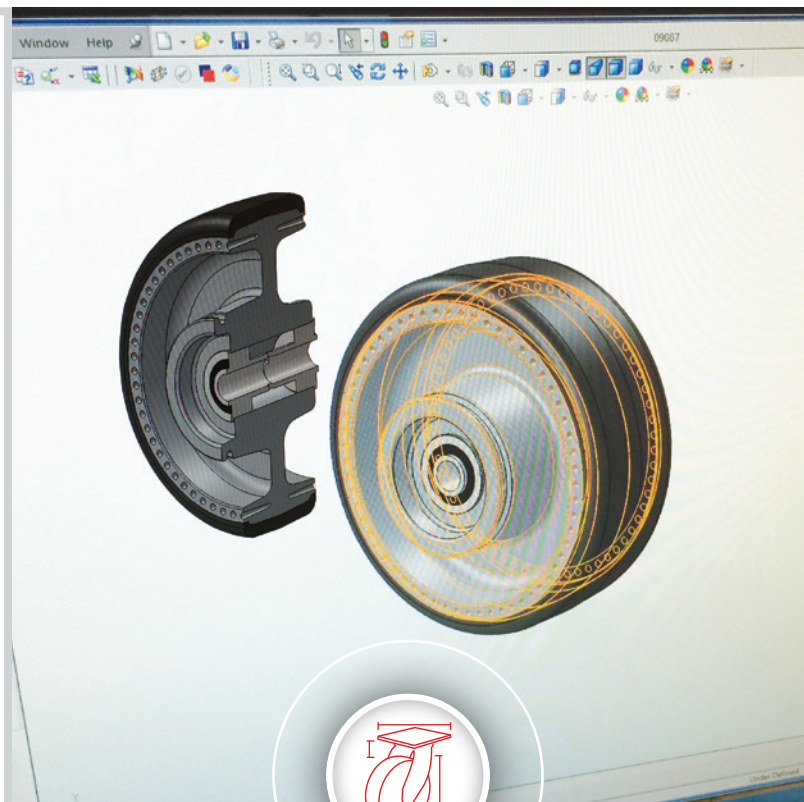
Delrin Bearing
For standard two-piece bearing change 9th digit to "1" (Example: 8.06689.361).

8 Series

CUSTOM



envision it. design it.



WITH MORE THAN 200,000 DIFFERENT STANDARD CASTER MODELS AVAILABLE, it's likely that Colson has the caster you need as a standard offering. However, if you have an application that requires a custom caster need, **Colson engineers will partner with you to create a practical solution.**

Whether it's a modification to an existing product or a brand new custom design, **Colson has the engineering experience and technology to bring your concept to life.**

SOLUTIONS

test it.

build it.



At Colson, every custom project is led by a single project manager. Our comprehensive process begins by capturing the customer vision and all application requirements, and ends with a customer approved product that has been tightly audited throughout the production process. Every stage is scrutinized and reviewed, providing a solid framework for all new product innovations. This process ensures that your mobility solution is brought to life on-time and on-budget.

colson[®]

Wheel Overview

Wheel Bearings

Page: 66

Order Charts: p. 104



Wheel Thread Guards

Page: 66

Order Chart: p. 108



Performa® Rubber

Pages: 68-74

Capacity:

60 lbs to 1,700 lbs each



Flat Grey and Black (p. 68-70)

Round Grey (p. 68 and 71)

Conductive Round and Flat (p. 72-73)

Hand Truck Round and Flat (p. 74)

For Caster Series: 1, 2, 3, 4, 6, 7, and 8

Wheel Diameters: 1-5/8", 2", 2-1/2", 3", 3-1/2", 4", 5", 6", 8", 10", and 12"


Tread Width: 7/8", 1-1/4", 1-5/16", 1-1/2", 2", 2-1/2", and 3"

Rubber Tread

Pages: 75-77

Capacity:

75 lbs to 1,140 lbs each



Trans-forma LT (p. 75)

Trans-forma (p. 75)

Trans-forma HD (p. 76)

Rubber Hi-Tech (p. 76)

Hard & Soft Rubber (p. 76)

Moldon Rubber on Cast Iron (p. 77)

For Caster Series: 1, 2, 4, 6, 7 and 8

Wheel Diameters: 2", 3", 4", 5", 6", 8", 10", and 12"

Tread Width: 7/8", 1-1/4", 2", 2-1/2", and 3"

Polyurethane Tread on Aluminum Core (Towable/Ergonomic)

Pages: 78-79

Capacity:

100 lbs to 1,500 lbs each



Triumph® Round (p. 78)

Triumph® Crown (p. 78)

Conquest (p. 78)

Moldon Polyurethane on Aluminum (p. 79)

For Caster Series: 4 and 6

Wheel Diameters: 4", 5", 6", and 8"

Tread Width: 2"

Polyurethane Tread on Polyolefin Core

Pages: 80-81

Capacity:

100 lbs to 1,700 lbs each



Moldon Polyurethane HI-TECH® (p. 80-81)

For Caster Series: 1, 2, 3, 4, 6, 7, and 8

Wheel Diameters: 2-1/2", 3", 3-1/2", 4", 5", 6", 8", 10", and 12"

Tread Width: 7/8", 1-1/4", 1-1/2", 2", 2-1/2", and 3"

Polyurethane Tread on Iron Core

Page: 82

Capacity:

700 lbs to 3,500 lbs each



Moldon Polyurethane on Cast Iron (p. 82)

Caster Series: 4, 6, 7, and 8

Wheel Diameters: 4", 5", 6", 8", 10", and 12"

Tread Width: 2", 2-1/2", and 3"

Solid Polyurethane

Page: 83

Capacity:

1,000 lbs to 1,200 lbs each



Endura® Solid Elastomer (p. 83)

For Caster Series: 4 and 6

Wheel Diameters: 4", 5", 6", and 8"

Tread Width: 2"

Wheel Overview

Nylon Wheels

Pages: 84-85

Capacity:

600 lbs to 7,200 lbs each

For Caster Series: 4, 6, 7 and 8

Wheel Diameters: 3-1/4", 4", 5", 6", 8" and 10"

Tread Width: 1-1/2", 2" and 3"



Moldon Nylon
on Aluminum
(p. 84)

Commander HD
(p. 84)

Maxim®
(p. 85)

High Temperature

Pages: 86-87


Capacity:

225 lbs to 1,100 lbs each

For Caster Series: 2, 3, 4 and 6

Wheel Diameters: 3", 3-1/2", 4", 5", and 6"

Tread Width: 1-1/4", 1-1/2", and 2"



TPE High-Temp
(p. 86)

ThermoTech®
(p. 86)

Thermo® (p. 87)

Polyolefin

Pages: 88-89

Capacity:

75 lbs to 900 lbs each

For Caster Series: 1, 2, 3, 4 and 6

Wheel Diameters: 1-5/8", 2", 2-1/2", 3", 3-1/2", 4", 5", 6", and 8"

Tread Width: 7/8", 1-1/4", 1-1/2", and 2"



Polyolefin (p. 88-89)

Phenolic

Pages: 90-91


Capacity:

300 lbs to 3,500 lbs each

For Caster Series: 2, 3, 4, 6, 7, and 8

Wheel Diameters: 2-1/2", 3", 3-1/4", 4", 5", 6", 8", 10", and 12"

Tread Width: 1-7/16", 1-15/32", 1-1/2", 2", 2-1/2", and 3"



Phenolic (p. 91-91)

Metal Wheels

Pages: 92-95


Capacity:

200 lbs to 6,000 lbs each

For Caster Series: 2, 3, 4, 6, 7, and 8

Wheel Diameters: 2-1/2", 3", 3-1/2", 4", 5", 6", 8", 10", and 12"

Tread Width: 1-1/4", 1-1/2", 2", 2-1/2", and 3"



Cast Iron (p. 92-93)

Forged Steel (p. 94)

V-Groove (p. 95)

Understanding Bearing Options

Wheel Options

Delrin® Bearing

Delrin, a DuPont engineered plastic, is extremely durable under a wide range of temperature and humidity conditions, as well as is corrosion resistant.

Wheels with the Delrin bearings are well suited for applications where brine conditions, steam cleaning, or where excessive water or liquids are present. One piece or two piece Delrin bearing models are available (shown with spanner bushing). To order, see page 104.



Annular Ball Bearing

Annular ball bearings are precision type bearings with machined, hardened raceways.

This bearing is for applications where maximum rolling ease and quiet operation are needed and best suited for light to medium duty loads.

The bearing is pre-assembled, and the entire unit is mounted in the wheel.



Precision Sealed Ball Bearing (Prec. Ball)

Recommended for maximum rolling ease with no maintenance lubrication required, this quiet operating bearing is for medium duty to heavy duty loads. This bearing is available on all Endura Solid Elastomer and 2" tread width non conductive Performa Rubber wheels and is standard on all Triumph, Conquest and Commander HD wheels. Now available for Performa hand truck wheels!

To order, see page 104.



Pedestal Precision Ball Bearing (PPBB)

This bearing is perfect when excellent rolling ease and quiet operation are required for your application. There is no maintenance grease required. The integrated spanner bushing makes installation easy. Now available in stainless steel, too!

To order, see page 104.



Stainless Steel Model

Plain & Sleeve Bearing

Plain and sleeve bearings provide a metal sleeve inserted in a wheel to rest directly on the axle. This option is only recommended when rolling ease is less critical. To order, see page 105.



Bronze Bearing

The bronze bearing is durable under a wide range of temperature and humidity conditions and is corrosion resistant. It is highly recommended for high heat (up to 350°F) or wet applications (shown with spanner bushing). To order, see page 104.



Roller Bearing

The roller bearing is capable of carrying a greater load than the same size diameter ball bearing. It has a split outer race shell into which the roller assembly is inserted.

Standard Colson roller assembly features hardened steel rollers enclosed in a thermoplastic case on 1-1/2" and 2" tread width wheels. Metal cage roller bearings are available (Specify WB29) and are standard on wheels with tread widths of 2-1/2" and larger. Combination seal/thrust retainer washers protect the bearing from dirt, water, and chemicals. They also help absorb thrust friction (Note: roller bearing must be used with hardened spanner bushing or hardened shaft). To order, see page 104.



Torrington-Style Roller Bearing

Colson's Torrington-style caged drawn cup bearings have a steel cage that provides inward retention of the needle rollers. This design provides maximum cage strength consistent with long service life. This bearing is available on 2" tread width wheels only. (Note: Must be used with hardened spanner bushing or hardened shaft.) To order, see page 104.



Plastic & Metal Thread Guards

Designed to keep lint, thread and other soft materials out of bearings.

Certain industries and institutions find that excessive amounts of lint, thread and other soft materials have a tendency to work into caster wheel bearings. Wheel thread guards help overcome this problem. The thread guard does not revolve and thus forces thread to deposit away from the wheel bearing, not to mention it greatly improves the caster's appearance. Colson offers both plastic and metal thread guards. Plastic

thread guards are more flexible and will not rust or corrode making them ideal for wash down applications. Metal thread guards have a zinc plated finish on 1-3 Series wheels and a galvanized finish for 4-7 Series models to protect against corrosion. To order on a caster, specify "TG1" for metal and "TG2" for plastic thread guards. To check for availability on caster models consult factory (see page 108).



PERFORMA^{wheels}

OFTEN IMITATED, NEVER DUPLICATED.

TOUGH ENVIRONMENTS



IMPACT & SHOCK PROTECTION



REJECTS FLOOR DEBRIS




Performa Wheels are the market's most superior soft tread wheel. Competitors from around the world have attempted to copy this innovative and unique wheel since its release in 1993. Performa is the original, and it's **manufactured right here in the USA in more sizes and treads than ever before.**

WHY PERFORMA?

- **Easy rolling and turning— for ergonomic advantages**
- **Quiet rolling, impact resistant and very floor protective**
- **Absorbs shock to help protect equipment**
- **Maximum weather-ability and resistance to chemicals, water and steam**
- **USA-Made for fast lead times and the highest quality**
- **Rejects floor debris, such as metal shavings, for long service life**



The Performa wheels are in stock and ready to ship. Contact your Colson representative **for more information, quotes, samples, or to place your order today!**



Performa® Rubber Wheels

Flat Grey Tread

Capacity up to 325 lbs each



Performa wheels offer the advantages of both hard and soft tread materials in a single wheel. Like a hard tread wheel, Performa rolls easily and is very durable. Like a soft tread wheel, it rolls quietly, protects floors and resists impacts with a cushion ride. It also features maximum weatherability, low temperature flexibility, resistance to chemicals, water and steam, and rejects floor debris such as metal shavings. Non-marking thermoplastic elastomer tread is permanently bonded to durable polyolefin wheel core.

Temperature range: -45°F to +180°F intermittent service (120°F continuous service).

Hardness: 65(±5) Durometer Shore A scale.

Colson Performa Rubber Wheels • Flat Grey Tread • Capacity up to 325 lbs each

Wheel Dia.	Tread Width	Capacity Each (Pounds)	Bearing	Wheel Model Number	Wheel			Spanner Bushing		Thread Guard TG1: Metal TG2: Plastic	Weight (Pounds)
					Bearing Bore	Bore Less Bearing	Hub Length	Bore	Length		
1 5/8"	7/8"	60	Delrin	1.00001.441	5/16"	1/2"	1 1/32"	–	–	–	1/4
2"	7/8"	75	Delrin	1.00002.441	5/16"	1/2"	1 1/32"	–	–	–	1/4
2 1/2"	1 1/4"	140	Delrin	2.00002.441	1/2"	29/32"	1 7/16"	3/8"	1 1/2"	–	1/4
			Ball	2.00002.445	3/8"	–	1 1/2"	–	–	–	3/8
3"	7/8"	125	Delrin	1.00003.441	7/16"	39/64"	1 1/32"	5/16"	1 7/64"	TG1: 57852.03	1/4
3 1/2"	1 1/4"	250	Delrin	2.00003.441	1/2"	29/32"	1 7/16"	3/8"	1 1/2"	TG1: 57854.01	3/8
			Ball	2.00003.445	3/8"	–	1 1/2"	–	–	TG2: 57852.39	1/2
4"	7/8"	135	Delrin	1.00004.441	7/16"	39/64"	1 1/32"	5/16"	1 7/64"	–	1/4
	1 1/4"	300	Delrin	2.00004.441	1/2"	29/32"	1 7/16"	3/8"	1 1/2"	TG1: 57854.01	5/8
			Ball	2.00004.445	3/8"	–	1 1/2"	–	–		3/4
5"	7/8"	145	Delrin	1.00005.441	7/16"	39/64"	1 1/32"	5/16"	1 7/64"	TG2: 57852.42	1/4
	1 1/4"	325	Delrin	2.00005.441	1/2"	29/32"	1 7/16"	3/8"	1 1/2"	TG1: 57866.03	3/4
			Ball	2.00005.445	3/8"	–	1 1/2"	–	–	TG2: 57852.43	7/8

Round Grey Tread

Capacity up to 250 lbs each



Wheel Options

- Delrin Bearing Less Bushing: Specify "WB01B".
- Thread Guards: Specify "TG1" (metal), "TG2" (plastic).
- Custom colors to match your equipment (consult factory).

Colson Performa Rubber Wheels • Round Grey Tread • Capacity up to 250 lbs each

Wheel Dia.	Tread Width	Capacity Each (Pounds)	Bearing	Wheel Model Number	Wheel			Spanner Bushing		Thread Guard TG1: Metal TG2: Plastic	Weight (Pounds)
					Bearing Bore	Bore Less Bearing	Hub Length	Bore	Length		
3 1/2"	1 5/16"	210	Delrin	2.00003.561	1/2"	29/32"	1 7/16"	3/8"	1 1/2"	–	1/2
			Ball	2.00003.565	3/8"	–	1 1/2"	–	–	–	5/8
5"	1 5/16"	250	Delrin	2.00005.561	1/2"	29/32"	1 7/16"	3/8"	1 1/2"	TG1: 57854.01	7/8
			Ball	2.00005.565	3/8"	–	1 1/2"	–	–	TG2: 57852.39	1

Performa® Rubber Wheels

Flat Grey Tread

Capacity up to **675 lbs each**



Performa wheels offer the advantages of both hard and soft tread materials in a single wheel. Like a hard tread wheel, Performa rolls easily and is very durable. Like a soft tread wheel, it rolls quietly, protects floors and resists impacts with a cushion ride. It also features maximum weatherability, low temperature flexibility, resistance to chemicals, water and steam, and rejects floor debris such as metal shavings. Non-marking thermoplastic elastomer tread is permanently bonded to ribbed polyolefin wheel core.

Temperature range: -45°F to +180°F intermittent service (120°F continuous service).

Hardness: 65(±5) Durometer Shore A scale.

Colson Performa Rubber Wheels • Flat Grey Tread • Capacity up to 675 lbs each

Wheel Dia.	Tread Width	Capacity Each (Pounds)	Bearing	Wheel Model Number	Wheel			Spanner Bushing		Thread Guard TG1: Metal TG2: Plastic	Weight (Pounds)
					Bearing Bore	Bore Less Bearing	Hub Length	Bore	Length		
3"	1 1/2"	250	Delrin	3.00003.441	3/4"	1 3/16"	1 5/8"	3/8"	1 7/8"	—	3/4
			Roller	3.00003.449	3/4"	1 3/16"	1 5/8"	3/8"	1 7/8"	—	1
			Delrin	4.00003.441	3/4"	1 3/16"	1 5/8"	1/2"	2 7/16"	—	3/4
			Roller	4.00003.449	3/4"	1 3/16"	1 5/8"	1/2"	2 7/16"	—	1
4"	1 1/2"	325	Delrin	3.00004.441	3/4"	1 3/16"	1 5/8"	3/8"	1 7/8"	—	1
			Roller	3.00004.449	3/4"	1 3/16"	1 5/8"	3/8"	1 7/8"	—	1 1/4
			Delrin	4.00004.441	3/4"	1 3/16"	1 5/8"	1/2"	2 7/16"	—	1
			Roller	4.00004.449	3/4"	1 3/16"	1 5/8"	1/2"	2 7/16"	—	1 1/4
	2"	400	Delrin	5.00004.451	3/4"	1 3/16"	2 3/16"	1/2"	2 7/16"	—	1 1/4
			Roller	5.00004.459	3/4"	1 3/16"	2 3/16"	1/2"	2 7/16"	—	1 1/2
PPBB	5.00004.455	1/2"	1 3/16"	2 7/16"	—	—	—	—	1 1/2		
5"	1 1/2"	350	Delrin	3.00005.441	3/4"	1 3/16"	1 5/8"	3/8"	1 7/8"	—	1 1/4
			Roller	3.00005.449	3/4"	1 3/16"	1 5/8"	3/8"	1 7/8"	—	1 1/2
			Delrin	4.00005.441	3/4"	1 3/16"	1 5/8"	1/2"	2 7/16"	—	1 1/4
			Roller	4.00005.449	3/4"	1 3/16"	1 5/8"	1/2"	2 7/16"	—	1 1/2
	2"	500	PPBB	5.00005.455	1/2"	1 3/16"	2 7/16"	—	—	TG1: 57852.35 TG2: 57852.34	1 1/2
			Delrin	5.00005.451	3/4"	1 3/16"	2 3/16"	1/2"	2 7/16"	—	1 1/2
Roller	5.00005.459	3/4"	1 3/16"	2 3/16"	1/2"	2 7/16"	—	1 1/2			
6"	1 1/2"	375	Delrin	3.00006.441	3/4"	1 3/16"	1 5/8"	3/8"	1 7/8"	—	1 1/2
			Roller	3.00006.449	3/4"	1 3/16"	1 5/8"	3/8"	1 7/8"	—	1 3/4
			Delrin	4.00006.441	3/4"	1 3/16"	1 5/8"	1/2"	2 7/16"	—	1 1/2
			Roller	4.00006.449	3/4"	1 3/16"	1 5/8"	1/2"	2 7/16"	—	1 3/4
	2"	600	PPBB	5.00006.455	1/2"	1 3/16"	2 7/16"	—	—	TG1: 59042.07 TG2: 57852.29	1 3/4
			Delrin	5.00006.451	3/4"	1 3/16"	2 3/16"	1/2"	2 7/16"	—	1 3/4
Roller	5.00006.459	3/4"	1 3/16"	2 3/16"	1/2"	2 7/16"	—	1 3/4			
8"	1 1/2"	500	Delrin	4.00008.441	3/4"	1 3/16"	1 5/8"	1/2"	2 7/16"	—	2 1/4
			Roller	4.00008.449	3/4"	1 3/16"	1 5/8"	1/2"	2 7/16"	—	2 1/4
	2"	675	PPBB	5.00008.455	1/2"	1 3/16"	2 7/16"	—	—	TG1: 57852.04 TG2: 57852.30	2 1/2
			Delrin	5.00008.451	3/4"	1 3/16"	2 3/16"	1/2"	2 7/16"	—	2 1/2
			Roller	5.00008.459	3/4"	1 3/16"	2 3/16"	1/2"	2 7/16"	—	2 1/2

Wheel Options

- Delrin Bearing Less Bushing: Specify **"WB01B"**.
- 1-Piece Delrin Bearing with Bushing (2" tread width): Specify **"WB11"**.
- 1-Piece Delrin Bearing less Bushing (2" tread width): Specify **"WB11B"**.
- Precision Sealed Ball Bearing (2" tread width): To order, change 8th and 9th digits in wheel model to **"P5"** (Example 5.00006.4P5).
- Pedestal Precision Ball Bearing (PPBB): Available on 1 1/2" tread width wheels. To order change ninth digit in model number to **"5"** (Example: 3.00003.445). Also available in stainless steel (consult factory).
- Metal cage roller bearing: Specify **"WB29"**.
- Torrington style with Hytrel retainer (2" tread width): Specify **"WB19"**.
- Roller Bearing less Bushing: Specify **"WB09B"**.
- Roller bearing metal thrust & retainer washers: Specify **"WSR1"**.
- Roller bearing sintered iron step washers: Specify **"WSR2"**.
- Roller bearing sealed metal retainer washer: Specify **"WSR3"**.
- Thread Guards: Specify **"TG1"** (metal), **"TG2"** (plastic).
- Custom colors to match your equipment (consult factory).

Performa® Rubber Wheels

Flat Black Tread

Capacity up to 1700 lbs each



Performa wheels offer the advantages of both hard and soft tread materials in a single wheel. Like a hard tread wheel, Performa rolls easily and is very durable. Like a soft tread wheel, it rolls quietly, protects floors and resists impacts with a cushion ride. It also features maximum weatherability, low temperature flexibility, resistance to chemicals, water and steam, and rejects floor debris such as metal shavings. Non-marking thermoplastic elastomer tread is permanently bonded to ribbed polyolefin wheel core.

Temperature range: -45°F to +180°F intermittent service (120°F continuous service).

Hardness: 65(±5) Durometer Shore A scale.

Colson Performa Rubber Wheels • Flat Black Tread • Capacity up to 1700 lbs each

Wheel Dia.	Tread Width	Capacity Each (Pounds)	Bearing	Wheel Model Number	Wheel			Spanner Bushing		Thread Guard TG1: Metal TG2: Plastic	Weight (Pounds)
					Bearing Bore	Bore Less Bearing	Hub Length	Bore	Length		
4"	2"	400	PPBB	5.00004.455.2	1/2"	13/16"	27/16"	—	—	—	1 1/2
			Delrin	5.00004.451.2	3/4"	13/16"	23/16"	1/2"	27/16"	—	1 1/4
			Roller	5.00004.459.2	3/4"	13/16"	23/16"	1/2"	27/16"	—	1 1/2
5"	2"	500	PPBB	5.00005.455.2	1/2"	13/16"	27/16"	—	—	TG1: 57852.35 TG2: 57852.34	1 1/2
			Delrin	5.00005.451.2	3/4"	13/16"	23/16"	1/2"	27/16"		1 1/2
			Roller	5.00005.459.2	3/4"	13/16"	23/16"	1/2"	27/16"		1 1/2
6"	2"	600	PPBB	5.00006.455.2	1/2"	13/16"	27/16"	—	—	TG1: 59042.07 TG2: 57852.29	1 3/4
			Delrin	5.00006.451.2	3/4"	13/16"	23/16"	1/2"	27/16"		1 3/4
			Roller	5.00006.459.2	3/4"	13/16"	23/16"	1/2"	27/16"		1 3/4
8"	2"	675	PPBB	5.00008.455.2	1/2"	13/16"	27/16"	—	—	TG1: 57852.04 TG2: 57852.30	2 1/2
			Delrin	5.00008.451.2	3/4"	13/16"	23/16"	1/2"	27/16"		2 1/2
			Roller	5.00008.459.2	3/4"	13/16"	23/16"	1/2"	27/16"		2 1/2
10"	2 1/2"	1000	Delrin	7.00010.451.2	1"	115/16"	31/4"	3/4"	3 1/2"	—	6
			Roller	7.00010.459.2	1"	115/16"	31/4"	3/4"	3 1/2"	—	6 1/4
12"	3"	1700	Delrin	7.00012.451.2	1"	115/16"	31/4"	3/4"	3 1/2"	—	7
			Roller	7.00012.459.2	1"	115/16"	31/4"	3/4"	3 1/2"	—	7 1/2

Wheel Options

- Delrin Bearing Less Bushing: Specify "WB01B".
- 1-Piece Delrin Bearing with Bushing (2" tread width): Specify "WB11".
- 1-Piece Delrin Bearing less Bushing (2" tread width): Specify "WB11B".
- Precision Sealed Ball Bearing (2" tread width): To order, change 8th and 9th digits in wheel model to "P5" (Example 5.00006.4P5.2).
- Pedestal Precision Ball Bearing (PPBB) also available in stainless steel (consult factory).
- Metal cage roller bearing: Specify "WB29".
- Torrington style with Hytrel retainer (2" tread width): Specify "WB19".
- Roller Bearing less Bushing: Specify "WB09B".
- Roller bearing metal thrust & retainer washers: Specify "WSR1".
- Roller bearing sintered iron step washers: Specify "WSR2".
- Roller bearing sealed metal retainer washer: Specify "WSR3".
- Thread Guards: Specify "TG1" (metal), "TG2" (plastic).
- Custom colors to match your equipment (consult factory).

Performa® Rubber Wheels

Round Grey Tread

Capacity up to 600 lbs each



Performa wheels offer the advantages of both hard and soft tread materials in a single wheel. Like a hard tread wheel, Performa rolls easily and is very durable. Like a soft tread wheel, it rolls quietly, protects floors and resists impacts with a cushion ride. It also features maximum weatherability, low temperature flexibility, resistance to chemicals, water and steam, and rejects floor debris such as metal shavings. Thermoplastic elastomer tread is permanently bonded to ribbed polyolefin wheel core and is non-marking.

Temperature range: -45°F to +180°F intermittent service (120°F continuous service).

Hardness: 65(±5) Durometer Shore A scale.

Colson Performa Rubber Wheels • Round Grey Tread • Capacity up to 600 lbs each

Wheel Dia.	Tread Width	Capacity Each (Pounds)	Bearing	Wheel Model Number	Wheel			Spanner Bushing		Thread Guard TG1: Metal TG2: Plastic	Weight (Pounds)
					Bearing Bore	Bore Less Bearing	Hub Length	Bore	Length		
4"	2"	400	PPBB	5.00004.555	1/2"	1 3/16"	27/16"	—	—	—	1 3/4
			Delrin	5.00004.551	3/4"	1 3/16"	23/16"	1/2"	27/16"		1 3/4
			Roller	5.00004.559	3/4"	1 3/16"	23/16"	1/2"	27/16"		1 3/4
5"	2"	425	PPBB	5.00005.555	1/2"	1 3/16"	27/16"	—	—	TG1: 57852.35 TG2: 57852.34	17/8
			Delrin	5.00005.551	3/4"	1 3/16"	23/16"	1/2"	27/16"		17/8
			Roller	5.00005.559	3/4"	1 3/16"	23/16"	1/2"	27/16"		17/8
6"	2"	450	PPBB	5.00006.555	1/2"	1 3/16"	27/16"	—	—	TG1: 59042.07 TG2: 57852.29	2
			Delrin	5.00006.551	3/4"	1 3/16"	23/16"	1/2"	27/16"		2
			Roller	5.00006.559	3/4"	1 3/16"	23/16"	1/2"	27/16"		2
8"	2"	600	PPBB	5.00008.555	1/2"	1 3/16"	27/16"	—	—	TG1: 57852.04 TG2: 57852.30	2 1/4
			Delrin	5.00008.551	3/4"	1 3/16"	23/16"	1/2"	27/16"		2 1/4
			Roller	5.00008.559	3/4"	1 3/16"	23/16"	1/2"	27/16"		2 1/4

Wheel Options

- Delrin Bearing Less Bushing: Specify "WB01B".
- 1-Piece Delrin Bearing with Bushing (2" tread width): Specify "WB11".
- 1-Piece Delrin Bearing less Bushing (2" tread width): Specify "WB11B".
- Precision Sealed Ball Bearing: To order, change 8th and 9th digits in wheel model to "P5" (Example 5.00006.4P5).
- Pedestal Precision Ball Bearing (PPBB) also available in stainless steel (consult factory).
- Metal cage roller bearing: Specify "WB29".
- Torrington style with Hytrel retainer (2" tread width): Specify "WB19".
- Roller Bearing less Bushing: Specify "WB09B".
- Roller bearing metal thrust & retainer washers: Specify "WSR1".
- Roller bearing sintered iron step washers: Specify "WSR2".
- Roller bearing sealed metal retainer washer: Specify "WSR3".
- Thread Guards: Specify "TG1" (metal), "TG2" (plastic).
- Custom colors to match your equipment (consult factory).

Performa® Rubber Conductive Wheels

Conductive Flat Grey Tread

Capacity up to 250 lbs each



Many computer manufacturers and electronics companies require conductive wheels on assembly carts to eliminate static build-up and discharge. Although conductive caster wheels have existed for years, almost all of them mark floors. Colson has solved this problem with our selection of Performa Conductive Wheels. These models combine a soft cushion ride with a non-marking tread design. All wheels feature a cushion grey Performa tread bonded to a black Polyolefin wheel core. Performa Conductive wheels have been rigorously tested and approved by an independent lab and meet the requirements of federal specification FF-C-88C. This specification requires an average electrical resistance of less than 250,000 ohms. For other wheel sizes, please consult factory for availability.

Temperature range: -45°F to +180°F intermittent service (120°F continuous service).

Hardness: 75(±5) Durometer Shore A scale.

Colson Performa Conductive Rubber Wheels • Flat Grey Tread • Capacity up to 250 lbs each

Wheel Dia.	Tread Width	Capacity Each (Pounds)	Bearing	Wheel Model Number	Wheel			Spanner Bushing		Thread Guard TG1: Metal TG2: Plastic	Weight (Pounds)
					Bearing Bore	Bore Less Bearing	Hub Length	Bore	Length		
2½"	1¼"	125	Ball	2.00002.445 COND	3/8"	—	1½"	—	—	—	3/8
3½"	1¼"	225	Ball	2.00003.445 COND	3/8"	—	1½"	—	—	—	1/2
4"	1¼"	250	Ball	2.00004.445 COND	3/8"	—	1½"	—	—	—	3/4
5"	1¼"	250	Ball	2.00005.445 COND	3/8"	—	1½"	—	—	—	7/8

Note: Extended delivery item. Consult Factory.

Conductive Round Grey Tread

Capacity up to 250 lbs each



Colson Performa Conductive Rubber Wheels • Round Grey Tread • Capacity up to 250 lbs each

Wheel Dia.	Tread Width	Capacity Each (Pounds)	Bearing	Wheel Model Number	Wheel			Spanner Bushing		Thread Guard TG1: Metal TG2: Plastic	Weight (Pounds)
					Bearing Bore	Bore Less Bearing	Hub Length	Bore	Length		
3½"	1⅝"	210	Ball	2.00003.565 COND	3/8"	—	1½"	—	—	—	5/8
5"	1⅝"	250	Ball	2.00005.565 COND	3/8"	—	1½"	—	—	—	1

Note: Extended delivery item. Consult Factory.

IMPORTANT NOTICE

As oil is injurious to compounds and impairs the electrical conductivity of these products, contact with oil should be avoided. Conductive characteristics of the tread compounds may decrease with, among other things, service and contact with lubricants, waxes, polishes and cleaning materials used for floor maintenance. Since Colson has no control over these conditions, no warranties, express or implied, of either merchantability, fitness or otherwise respect to the continuing level of conductivity of the product, are made.

Conductive Flat Grey Tread

Capacity up to 500 lbs each



Many computer manufacturers and electronics companies require conductive wheels on assembly carts to eliminate static build-up and discharge. Although conductive caster wheels have existed for years, almost all of them mark floors. Colson has solved this problem with our selection of Performa Conductive Wheels. These models combine a soft cushion ride with a non-marking tread design. All wheels feature a cushion grey Performa tread bonded to a black Polyolefin wheel core. Performa Conductive wheels have been rigorously tested and approved by an independent lab and meet the requirements of federal specification FF-C-88C. This specification requires an average electrical resistance of less than 250,000 ohms. For other wheel sizes, please consult factory for availability.

Temperature range: -45°F to +180°F intermittent service (120°F continuous service).

Hardness: 75(±5) Durometer Shore A scale.

Colson Performa Conductive Rubber Wheels • Flat Grey Tread • Capacity up to 500 lbs each

Wheel Dia.	Tread Width	Capacity Each (Pounds)	Bearing	Wheel Model Number	Wheel			Spanner Bushing		Thread Guard TG1: Metal TG2: Plastic	Weight (Pounds)
					Bearing Bore	Bore Less Bearing	Hub Length	Bore	Length		
3"	1 1/2"	225	Roller	4.00003.449 COND	3/4"	1 3/16"	1 5/8"	1/2"	2 7/16"	-	1
4"	1 1/2"	255	Roller	3.00004.449 COND	3/4"	1 3/16"	1 5/8"	3/8"	1 7/8"	-	1 1/4
			Roller	4.00004.449 COND	3/4"	1 3/16"	1 5/8"	1/2"	2 7/16"	-	1 1/4
	2"	300	PPBB	5.00004.455 COND	1/2"	1 3/16"	2 7/16"	-	-	-	1 1/2
			Roller	5.00004.459 COND	3/4"	1 3/16"	2 3/16"	1/2"	2 7/16"	-	1 1/2
5"	1 1/2"	280	Roller	3.00005.449 COND	3/4"	1 3/16"	1 5/8"	3/8"	1 7/8"	-	1 1/4
			Roller	4.00005.449 COND	3/4"	1 3/16"	1 5/8"	1/2"	2 7/16"	-	1 1/4
	2"	325	PPBB	5.00005.455 COND	1/2"	1 3/16"	2 7/16"	-	-	-	1 1/2
			Roller	5.00005.459 COND	3/4"	1 3/16"	2 3/16"	1/2"	2 7/16"	-	1 1/2
6"	1 1/2"	300	Roller	3.00006.449 COND	3/4"	1 3/16"	1 5/8"	3/8"	1 7/8"	-	1 3/4
			Roller	4.00006.449 COND	3/4"	1 3/16"	1 5/8"	1/2"	2 7/16"	-	1 3/4
	2"	410	PPBB	5.00006.455 COND	1/2"	1 3/16"	2 7/16"	-	-	-	1 3/4
			Roller	5.00006.459 COND	3/4"	1 3/16"	2 3/16"	1/2"	2 7/16"	-	1 3/4
8"	1 1/2"	350	Roller	4.00008.449 COND	3/4"	1 3/16"	1 5/8"	1/2"	2 7/16"	-	2 1/4
			PPBB	5.00008.455 COND	1/2"	1 3/16"	2 7/16"	-	-	-	2 1/4
	2"	500	Roller	5.00008.459 COND	3/4"	1 3/16"	2 3/16"	1/2"	2 7/16"	-	2 1/2

Note: Extended delivery item. Consult Factory.

Wheel Options

- Pedestal Precision Ball Bearing (PPBB) also available in stainless steel (consult factory).

Conductive Round Grey Tread

Capacity up to 500 lbs each



Wheel Options

- Pedestal Precision Ball Bearing (PPBB) also available in stainless steel (consult factory).

Note: Extended delivery item. Consult Factory.

Colson Performa Conductive Rubber Wheels • Round Grey Tread • Capacity up to 500 lbs each

Wheel Dia.	Tread Width	Capacity Each (Pounds)	Bearing	Wheel Model Number	Wheel			Spanner Bushing		Thread Guard TG1: Metal TG2: Plastic	Weight (Pounds)
					Bearing Bore	Bore Less Bearing	Hub Length	Bore	Length		
6"	2"	410	PPBB	5.00006.555 COND	1/2"	1 3/16"	2 7/16"	-	-	-	1 5/8
			Roller	5.00006.559 COND	3/4"	1 3/16"	2 3/16"	1/2"	2 7/16"	-	1 5/8
8"	2"	500	PPBB	5.00008.555 COND	1/2"	1 3/16"	2 7/16"	-	-	-	2 1/4
			Roller	5.00008.559 COND	3/4"	1 3/16"	2 3/16"	1/2"	2 7/16"	-	2 1/2

IMPORTANT NOTICE

As oil is injurious to compounds and impairs the electrical conductivity of these products, contact with oil should be avoided. Conductive characteristics of the tread compounds may decrease with, among other things, service and contact with lubricants, waxes, polishes and cleaning materials used for floor maintenance. Since Colson has no control over these conditions, no warranties, express or implied, of either merchantability, fitness or otherwise respect to the continuing level of conductivity of the product, are made.



Performa® Rubber Hand Truck Wheels

Flat Tread

Capacity up to 350 lbs each



Center Hub Design. This black tread wheel is a light weight, high performance hand truck wheel that rolls longer, quieter and smoother without marking floors. The exclusive wheel design features a zerk fitting for the wheel bearing and provides maximum rolling ease for greater maneuverability on the job. The exclusive wheel tread material won't pick up gravel or floor debris, and this wheel performs better than a pneumatic tire...yet never goes flat! Like all of our Performa models, the wheel provides maximum shock absorption for a cushioned ride and will not flatspot... even under load. The materials give superior weather resistance and lower temperature flexibility, as well as a high resistance to chemicals, acids, water and steam.

Temperature range: -45°F to +180°F intermittent service (120°F continuous service).

Hardness: 55(±5) Durometer Shore A scale.

Colson Performa Hand Truck Wheels • Flat Tread • Capacity up to 350 lbs each

Black Tread Models			Bearing	Wheel Model Number	Specify Bore Code	Wheel		Hub		Thread Guard TG1: Metal TG2: Plastic	Weight (Pounds)
Wheel Dia.	Tread Width	Capacity Each (Pounds)				Bearing Bore	Bore Less Bearing	Length Less Bearing	Length With Bearing		
8"	1 1/2"	350	None	4.00008.486.2	None	N/A	1 3/8"	1 5/8"	1 7/8"	—	2 1/4
			Prec. Ball	4.00008.485.2	WB625	5/8"	1 3/8"	1 5/8"	1 7/8"	—	2 1/4
			Prec. Ball	4.00008.485.2	WB750	3/4"	1 3/8"	1 5/8"	1 7/8"	—	2 1/4

Round Tread

Capacity up to 500 lbs each



Offset hub design. This black or grey tread wheel is a light weight, high performance hand truck wheel that rolls longer, quieter and smoother without marking floors. The exclusive wheel design features a zerk fitting for the wheel bearing and provides maximum rolling ease for greater maneuverability on the job. The exclusive wheel tread material won't pick up gravel or floor debris, and this wheel performs better than a pneumatic tire...yet never goes flat! Like all of our Performa models, the wheel provides maximum shock absorption for a cushioned ride and will not flatspot... even under load. The materials give superior weather resistance and lower temperature flexibility, as well as a high resistance to chemicals, acids, water and steam.

Temperature range: -45°F to +180°F intermittent service (120°F continuous service).

Hardness: 55(±5) Durometer Shore A scale.

Colson Performa Hand Truck Wheels • Round Tread • Capacity up to 500 lbs each

Black Tread Models			Bearing	Wheel Model Number	Specify Bore Code	Wheel		Hub		Thread Guard TG1: Metal TG2: Plastic	Weight (Pounds)
Wheel Dia.	Tread Width	Capacity Each (Pounds)				Bearing Bore	Bore Less Bearing	Length Less Bearing	Length With Bearing		
8"	2"	500	Prec. Ball	5.00008.585.2	WB625	5/8"	1 3/8"	1 3/4"	2"	—	2 1/4
			Prec. Ball	5.00008.585.2	WB750	3/4"	1 3/8"	1 3/4"	2"	—	2 1/4
			None	5.00008.596.2	None	N/A	1 3/8"	2"	2 1/4"	—	2 1/4
			Prec. Ball	5.00008.595.2	WB625	5/8"	1 3/8"	2"	2 1/4"	—	2 1/4
			Prec. Ball	5.00008.595.2	WB750	3/4"	1 3/8"	2"	2 1/4"	—	2 1/4

Grey Tread Models

8"	2"	500	None	5.00008.586	None	N/A	1 3/8"	1 3/4"	N/A	—	2 1/4
			Prec. Ball	5.00008.585	WB625	5/8"	1 3/8"	1 3/4"	2"	—	2 1/4
			Prec. Ball	5.00008.585	WB750	3/4"	1 3/8"	1 3/4"	2"	—	2 1/4
			None	5.00008.596	None	N/A	1 3/8"	2"	2 1/4"	—	2 1/4
			Prec. Ball	5.00008.595	WB625	5/8"	1 3/8"	2"	2 1/4"	—	2 1/4
			Prec. Ball	5.00008.595	WB750	3/4"	1 3/8"	2"	2 1/4"	—	2 1/4

Trans-forma® LT Wheels

Flat or Round Black Tread

Capacity up to 500 lbs each



Wheel Options

- Pedestal Precision Ball Bearing (PPBB) also available in stainless steel (consult factory).

Made with Grade 5 recyclable material to help protect our environment, this is the perfect lower cost replacement for moldon rubber or TPR wheels. The LT wheel is manufactured using co-injection molding on our state of the art equipment that chemically bonds the TPE material to a sturdy polyolefin core. The multi-purpose design is well suited for a variety of applications including (but not limited to): dumpster/trash bins, lumber carts and flower carts.

Temperature range: -45°F to +180°F.

Hardness: 80(±5) Durometer Shore A scale.

Colson Trans-forma LT Wheels • Capacity up to 500 lbs each

Flat Tread Models			Bearing	Wheel Model Number	Wheel			Spanner Bushing		Thread Guard TG1: Metal	Weight (Pounds)
Wheel Dia.	Tread Width	Capacity Each (Pounds)			Bearing Bore	Bore Less Bearing	Hub Length	Bore	Length		
4"	2"	400	Delrin	5.00004.4B1	3/4"	1 3/16"	2 3/16"	1/2"	2 7/16"	TG1: 57852.12	1
			PPBB	5.00004.4B5	1/2"	1 3/16"	2 7/16"	—	—	TG1: 57852.12	1
			Roller	5.00004.4B9	3/4"	1 3/16"	2 3/16"	1/2"	2 7/16"	TG1: 57852.12	1
			Less Bearing	5.00004.4B6	—	1 3/16"	2 3/16"	—	—	TG1: 57852.12	1
5"	2"	450	Delrin	5.00005.4B1	3/4"	1 3/16"	2 3/16"	1/2"	2 7/16"	TG1: 52007.94	1 1/4"
			PPBB	5.00005.4B5	1/2"	1 3/16"	2 7/16"	—	—	TG1: 52007.94	1 1/4"
			Roller	5.00005.4B9	3/4"	1 3/16"	2 3/16"	1/2"	2 7/16"	TG1: 52007.94	1 1/4"
			Less Bearing	5.00005.4B6	—	1 3/16"	2 3/16"	—	—	TG1: 52007.94	1 1/4"
6"	2"	500	Delrin	5.00006.4B1	3/4"	1 3/16"	2 3/16"	1/2"	2 7/16"	TG1: 57852.45	1 3/8"
			PPBB	5.00006.4B5	1/2"	1 3/16"	2 7/16"	—	—	TG1: 57852.45	1 3/8"
			Roller	5.00006.4B9	3/4"	1 3/16"	2 3/16"	1/2"	2 7/16"	TG1: 57852.45	1 3/8"
			Less Bearing	5.00006.4B6	—	1 3/16"	2 3/16"	—	—	TG1: 57852.45	1 3/8"
Round Tread Models											
6"	2"	400	Delrin	5.00006.5B1	3/4"	1 3/16"	2 3/16"	1/2"	2 7/16"	TG1: 57852.45	1 3/8"
			PPBB	5.00006.5B5	1/2"	1 3/16"	2 7/16"	—	—	TG1: 57852.45	1 3/8"
			Roller	5.00006.5B9	3/4"	1 3/16"	2 3/16"	1/2"	2 7/16"	TG1: 57852.45	1 3/8"
			Less Bearing	5.00006.5B6	—	1 3/16"	2 3/16"	—	—	TG1: 57852.45	1 3/8"

Trans-forma® Wheels

Flat or Round Grey Tread

Capacity up to 600 lbs each



Wheel Options

- Pedestal Precision Ball Bearing (PPBB) also available in stainless steel (consult factory).

This quiet rolling, non-marking marvel rejects floor debris while providing a shock absorbing, cushion ride that helps protect your valuable cargo. It's the perfect lower cost replacement for more expensive TPE and TPR wheels. The Trans-forma wheel is manufactured using co-injection molding on our state of the art equipment that chemically bonds the TPE material to a sturdy polyolefin core. The multi-purpose design is well suited for a variety of applications including (but not limited to): laundry carts, medical equipment, electronic equipment, material handling carts and nursery carts.

Temperature range: -45°F to +180°F.

Hardness: 65(±5) Durometer Shore A scale.

Colson Trans-forma • Capacity up to 600 lbs each

Flat Tread Models			Bearing	Wheel Model Number	Wheel			Spanner Bushing		Thread Guard TG1: Metal	Weight (Pounds)
Wheel Dia.	Tread Width	Capacity Each (Pounds)			Bearing Bore	Bore Less Bearing	Hub Length	Bore	Length		
4"	2"	400	Delrin	5.00004.4E1	3/4"	1 3/16"	2 3/16"	1/2"	2 7/16"	TG1: 57852.12	1
			PPBB	5.00004.4E5	1/2"	1 3/16"	2 7/16"	—	—	TG1: 57852.12	1
			Roller	5.00004.4E9	3/4"	1 3/16"	2 3/16"	1/2"	2 7/16"	TG1: 57852.12	1
			Less Bearing	5.00004.4E6	—	1 3/16"	2 3/16"	—	—	TG1: 57852.12	1
5"	2"	500	Delrin	5.00005.4E1	3/4"	1 3/16"	2 3/16"	1/2"	2 7/16"	TG1: 52007.94	1 1/4"
			PPBB	5.00005.4E5	1/2"	1 3/16"	2 7/16"	—	—	TG1: 52007.94	1 1/4"
			Roller	5.00005.4E9	3/4"	1 3/16"	2 3/16"	1/2"	2 7/16"	TG1: 52007.94	1 1/4"
			Less Bearing	5.00005.4E6	—	1 3/16"	2 3/16"	—	—	TG1: 52007.94	1 1/4"
6"	2"	600	Delrin	5.00006.4E1	3/4"	1 3/16"	2 3/16"	1/2"	2 7/16"	TG1: 57852.45	1 3/8"
			PPBB	5.00006.4E5	1/2"	1 3/16"	2 7/16"	—	—	TG1: 57852.45	1 3/8"
			Roller	5.00006.4E9	3/4"	1 3/16"	2 3/16"	1/2"	2 7/16"	TG1: 57852.45	1 3/8"
			Less Bearing	5.00006.4E6	—	1 3/16"	2 3/16"	—	—	TG1: 57852.45	1 3/8"
Round Tread Models											
6"	2"	450	Delrin	5.00006.5E1	3/4"	1 3/16"	2 3/16"	1/2"	2 7/16"	TG1: 57852.45	1 3/8"
			PPBB	5.00006.5E5	1/2"	1 3/16"	2 7/16"	—	—	TG1: 57852.45	1 3/8"
			Roller	5.00006.5E9	3/4"	1 3/16"	2 3/16"	1/2"	2 7/16"	TG1: 57852.45	1 3/8"
			Less Bearing	5.00006.5E6	—	1 3/16"	2 3/16"	—	—	TG1: 57852.45	1 3/8"

Trans-forma® HD Wheels

Flat or Round Grey Tread

Capacity up to 900 lbs each



Wheel Options

- Pedestal Precision Ball Bearing (PPBB) also available in stainless steel (consult factory).

If you are looking for a lower-cost replacement for polyurethane... look no further. This engineering miracle is non-marking and offers good ergonomic performance. Plus, it does not break down in water/steam, and it does not squeak like polyurethane wheels. Since it is made in the USA, like our other Trans-forma wheels, the lead times are much better than competitive wheels. The multi-purpose design is well suited for a variety of applications including (but not limited to): food processing, poultry processing, dairy carts, laundry carts, and in plant mobility equipment.

Temperature range: -45°F to +180°F.

Hardness: 40(±5) Durometer Shore D scale.

Colson Trans-forma HD Wheels • Capacity up to 900 lbs each

Flat Tread Models			Bearing	Wheel Model Number	Wheel			Spanner Bushing		Thread Guard TG1: Metal	Weight (Pounds)
Wheel Dia.	Tread Width	Capacity Each (Pounds)			Bearing Bore	Bore Less Bearing	Hub Length	Bore	Length		
4"	2"	600	Delrin	5.00004.4F1	3/4"	1 3/16"	2 3/16"	1/2"	2 7/16"	TG1: 57852.12	1
			PPBB	5.00004.4F5	1/2"	1 3/16"	2 7/16"	—	—	TG1: 57852.12	1
			Roller	5.00004.4F9	3/4"	1 3/16"	2 3/16"	1/2"	2 7/16"	TG1: 57852.12	1
			Less Bearing	5.00004.4F6	—	1 3/16"	2 3/16"	—	—	TG1: 57852.12	1
5"	2"	750	Delrin	5.00005.4F1	3/4"	1 3/16"	2 3/16"	1/2"	2 7/16"	TG1: 52007.94	1 1/4"
			PPBB	5.00005.4F5	1/2"	1 3/16"	2 7/16"	—	—	TG1: 52007.94	1 1/4"
			Roller	5.00005.4F9	3/4"	1 3/16"	2 3/16"	1/2"	2 7/16"	TG1: 52007.94	1 1/4"
			Less Bearing	5.00005.4F6	—	1 3/16"	2 3/16"	—	—	TG1: 52007.94	1 1/4"
6"	2"	900	Delrin	5.00006.4F1	3/4"	1 3/16"	2 3/16"	1/2"	2 7/16"	TG1: 57852.45	1 3/8"
			PPBB	5.00006.4F5	1/2"	1 3/16"	2 7/16"	—	—	TG1: 57852.45	1 3/8"
			Roller	5.00006.4F9	3/4"	1 3/16"	2 3/16"	1/2"	2 7/16"	TG1: 57852.45	1 3/8"
			Less Bearing	5.00006.4F6	—	1 3/16"	2 3/16"	—	—	TG1: 57852.45	1 3/8"
Round Tread Models											
6"	2"	650	Delrin	5.00006.5F1	3/4"	1 3/16"	2 3/16"	1/2"	2 7/16"	TG1: 57852.45	1 3/8"
			PPBB	5.00006.5F5	1/2"	1 3/16"	2 7/16"	—	—	TG1: 57852.45	1 3/8"
			Roller	5.00006.5F9	3/4"	1 3/16"	2 3/16"	1/2"	2 7/16"	TG1: 57852.45	1 3/8"
			Less Bearing	5.00006.5F6	—	1 3/16"	2 3/16"	—	—	TG1: 57852.45	1 3/8"

Cushion & Hard Rubber Wheels

Capacity up to 100 lbs each



Conventional-style rubber wheels. Provides good floor protection and quiet operation.

Temperature range: -20°F to +160°F.

Hardness: Soft Tread 70 (±5) Durometer Shore A scale, Hard Tread 75 (±5) Durometer Shore D scale.

Colson Cushion & Hard Rubber Wheels • Capacity up to 100 lbs each

Wheel Dia.	Tread Width	Capacity Each (Pounds)	Bearing	Wheel Model Number	Wheel			Spanner Bushing		Thread Guard TG1: Metal TG2: Plastic	Weight (Pounds)
					Bearing Bore	Bore Less Bearing	Hub Length	Bore	Length		
2"	7/8"	75	Ball	Soft Tread 1.00002.45	5/16"	—	1 3/32"	—	—	—	1/8
		100	Ball	Hard Tread 1.00002.55	5/16"	—	1 3/32"	—	—	—	3/16

Rubber HI-TECH Wheels

Capacity up to 150 lbs each



Thermoplastic cushion rubber tread bonded to rugged polyolefin core.

Temperature range: -45°F to +120°F.

Hardness: 65(±5) Durometer Shore A scale.

Colson Rubber HI-TECH Wheels • Capacity up to 150 lbs each

Wheel Dia.	Tread Width	Capacity Each (Pounds)	Bearing	Wheel Model Number	Wheel			Spanner Bushing		Thread Guard TG1: Metal TG2: Plastic	Weight (Pounds)
					Bearing Bore	Bore Less Bearing	Hub Length	Bore	Length		
3"	1 1/4"	150	Plain	2.00003.42	—	1/2"	1 7/16"	3/8"	1 1/2"	—	3/8

Moldon Rubber Cast Iron Wheels

Capacity up to 1140 lbs each



Moldon rubber is bonded to a cast iron core. These wheels are quiet in operation and absorb shock and vibration. They help prolong equipment life and protect cargo.

Temperature Range: -45°F to +160°F.

Hardness: 70(±5) Durometer Shore A scale.

Zerk Fitting: Zerk grease fitting in hub is standard on wheel model numbers beginning with "7".

Finish: Black painted cast iron wheel core.

Colson Moldon Rubber Cast Iron Wheels • Capacity up to 1140 lbs each

Wheel Dia.	Tread Width	Capacity Each (Pounds)	Bearing	Wheel Model Number	Wheel			Spanner Bushing		Thread Guard TG1: Metal TG2: Plastic	Weight (Pounds)
					Bearing Bore	Bore Less Bearing	Hub Length	Bore	Length		
4"	2"	400	Delrin	5.00004.641.7	3/4"	13/16"	23/16"	1/2"	27/16"	—	43/8
			Roller	5.00004.649.7	3/4"	13/16"	23/16"	1/2"	27/16"	—	43/8
5"	2"	400	Delrin	5.00005.641.7	3/4"	13/16"	23/16"	1/2"	27/16"	—	5
			Roller	5.00005.649.7	3/4"	13/16"	23/16"	1/2"	27/16"	—	5
6"	2"	450	Delrin	5.00006.641.7	3/4"	13/16"	23/16"	1/2"	27/16"	—	55/8
			Roller	5.00006.649.7	3/4"	13/16"	23/16"	1/2"	27/16"	—	55/8
	2 1/2"	540	Roller	6.00006.669.7	3/4"	13/16"	23/4"	1/2"	3"	—	10
			Delrin	7.00006.661.7	1"	115/16"	31/4"	3/4"	3 1/2"	—	10
		Roller	7.00006.669.7	1"	115/16"	31/4"	3/4"	3 1/2"	—	10	
		Delrin	7.00006.671.7	1"	115/16"	31/4"	3/4"	3 1/2"	—	10 1/2	
3"	680	Delrin	7.00006.679.7	1"	115/16"	31/4"	3/4"	3 1/2"	—	10 1/2	
		Roller	7.00006.679.7	1"	115/16"	31/4"	3/4"	3 1/2"	—	10 1/2	
8"	2"	500	Delrin	5.00008.641.7	3/4"	13/16"	23/16"	1/2"	27/16"	—	9 1/4
			Roller	5.00008.649.7	3/4"	13/16"	23/16"	1/2"	27/16"	—	9 1/4
	2 1/2"	670	Roller	6.00008.669.7	3/4"	13/16"	23/4"	1/2"	3"	—	11
			Delrin	7.00008.661.7	1"	115/16"	31/4"	3/4"	3 1/2"	—	11
		Roller	7.00008.669.7	1"	115/16"	31/4"	3/4"	3 1/2"	—	11	
		Delrin	7.00008.671.7	1"	115/16"	31/4"	3/4"	3 1/2"	—	11 1/2	
3"	840	Delrin	7.00008.679.7	1"	115/16"	31/4"	3/4"	3 1/2"	—	11 1/2	
		Roller	7.00008.679.7	1"	115/16"	31/4"	3/4"	3 1/2"	—	11 1/2	
10"	2 1/2"	790	Roller	6.00010.669.7	3/4"	13/16"	23/4"	1/2"	3"	—	12 3/4
			Delrin	7.00010.661.7	1"	115/16"	31/4"	3/4"	3 1/2"	—	12 3/4
			Roller	7.00010.669.7	1"	115/16"	31/4"	3/4"	3 1/2"	—	12 3/4
	3"	1000	Delrin	7.00010.671.7	1"	115/16"	31/4"	3/4"	3 1/2"	—	13
			Roller	7.00010.679.7	1"	115/16"	31/4"	3/4"	3 1/2"	—	13
			Delrin	7.00012.671.7	1"	115/16"	31/4"	3/4"	3 1/2"	—	16
12"	3"	1140	Delrin	7.00012.671.7	1"	115/16"	31/4"	3/4"	3 1/2"	—	16
			Roller	7.00012.679.7	1"	115/16"	31/4"	3/4"	3 1/2"	—	16

Wheel Options

- Delrin Bearing Less Bushing: Specify "WB01B".
- 1-Piece Delrin Bearing with Bushing (2" tread width): Specify "WB11".
- 1-Piece Delrin Bearing less Bushing (2" tread width): Specify "WB11B".
- Metal cage roller bearing: Specify "WB29".
- Torrington style with Hytrel retainer (2" tread width): Specify "WB19".
- Roller Bearing less Bushing: Specify "WB09B".
- Roller bearing metal thrust & retainer washers: Specify "WSR1".
- Roller bearing sintered iron step washers: Specify "WSR2".
- Roller bearing sealed metal retainer washer: Specify "WSR3".
- Pedestal Precision Ball Bearing (PPBB): Available on 2" tread width wheels. To order change ninth digit in model number to "5" (Example: 5.00006.645.7). Also available in stainless steel, consult factory.

Wheel Selection

Triumph® Wheels

Ergonomic
Towable

Crown and Round Tread

Capacity up to 1200 lbs each

Triumph wheels are a new generation of ergonomically friendly wheels available only from Colson. The wheels include precision ball bearings for maximum rolling ease. Triumph's polyurethane tread is chemically and mechanically bonded to an aluminum core. Wheels come in various colors and durometers. You can choose crown or round tread designs. These wheels are specially designed for tow-line application. Wheels do not skid or mark floors.

Temperature Range: -40°F to +180°F.

Crown Tread



Wheel Dia.	Tread Width	Capacity Each (Pounds)	Bearing	Wheel Model Number	Top Hat Spanner Bushing		Thread Guard TG1: Metal TG2: Plastic	Weight (Pounds)
					Bore	Length		
Red Polyurethane • Durometer 75 Shore A								
8"	2"	1200	Prec. Ball	5.00008.93TS	1/2"	27/16"	-	43/8
Brown Polyurethane • Durometer 90 Shore A								
8"	2"	1200	Prec. Ball	5.00008.93TF	1/2"	27/16"	-	43/8

Round Tread



Wheel Dia.	Tread Width	Capacity Each (Pounds)	Bearing	Wheel Model Number	Top Hat Spanner Bushing		Thread Guard TG1: Metal TG2: Plastic	Weight (Pounds)
					Bore	Length		
Red Polyurethane • Durometer 80 Shore A								
6"	2"	900	Prec. Ball	5.00006.96TS	1/2"	27/16"	-	3
8"	2"	1200	Prec. Ball	5.00008.96TS	1/2"	27/16"	-	43/8
Blue Polyurethane • Durometer 95 Shore A								
6"	2"	900	Prec. Ball	5.00006.96TF	1/2"	27/16"	-	3
8"	2"	1200	Prec. Ball	5.00008.96TF	1/2"	27/16"	-	43/8

Conquest™ Wheels

Ergonomic
Towable

Capacity up to 1500 lbs. each

Colson's new Conquest wheel is the ultimate in ergonomic performance. Independent testing proves the Conquest wheel requires 20% LESS force to move than comparative wheels. This reactive polyurethane wheel tread is chemically and mechanically molded onto a lightweight aluminum wheel core. Count on this wheel to glide quietly across even debris covered floors, while maintaining the durability to carry heavy loads (up to 1500 lbs. each).

Temperature range: -45°F to +180°F.

Hardness: 85(±5) Durometer Shore A scale.



Wheel Dia.	Tread Width	Capacity Each (Pounds)	Bearing	Wheel Model Number	Top Hat Spanner Bushing		Thread Guard TG1: Metal TG2: Plastic	Weight (Pounds)
					Bore	Length		
4"	2"	800	Prec. Ball	5.00004.9PC	1/2"	27/16"	-	31/4
5"	2"	1000	Prec. Ball	5.00005.9PC	1/2"	27/16"	-	33/8
6"	2"	1250	Prec. Ball	5.00006.9PC	1/2"	27/16"	-	31/2
8"	2"	1500	Prec. Ball	5.00008.9PC	1/2"	27/16"	-	33/4

Moldon Polyurethane Aluminum Core Wheels

Capacity up to 1500 lbs each



Light-weight and ultra-durable, this wheel has a very high strength-to-weight ratio and is capable of long service under heavy loads. Maroon color polyurethane is permanently bonded to the aluminum core.

Temperature range: -45°F to +180°F.

Hardness: 95(±5) Durometer Shore A scale.

Finish: Aluminum.

Colson Moldon Polyurethane Aluminum Core Wheels • Capacity up to 1500 lbs each

Wheel Dia.	Tread Width	Capacity Each (Pounds)	Bearing	Wheel Model Number	Wheel			Spanner Bushing		Thread Guard TG1: Metal	Weight (Pounds)
					Bearing Bore	Bore Less Bearing	Hub Length	Bore	Length		
4"	2"	700	Delrin	5.00004.931	3/4"	13/16"	23/16"	1/2"	27/16"	–	23/8
			Roller	5.00004.939	3/4"	13/16"	23/16"	1/2"	27/16"	–	23/8
5"	2"	1000	Delrin	5.00005.931	3/4"	13/16"	23/16"	1/2"	27/16"	TG1: 57866.01	23/8
			Roller	5.00005.939	3/4"	13/16"	23/16"	1/2"	27/16"		23/8
6"	2"	1200	Delrin	5.00006.931	3/4"	13/16"	23/16"	1/2"	27/16"	TG1: 52001.86	25/8
			Roller	5.00006.939	3/4"	13/16"	23/16"	1/2"	27/16"		25/8
8"	2"	1500	Delrin	5.00008.931	3/4"	13/16"	23/16"	1/2"	27/16"	TG1: 57852.20	41/4
			Roller	5.00008.939	3/4"	13/16"	23/16"	1/2"	27/16"		41/4

Wheel Options

- Delrin Bearing Less Bushing: Specify "WB01B".
- Metal cage roller bearing: Specify "WB29".
- 1-Piece Delrin Bearing with Bushing (2" tread width): Specify "WB11".
- Torrington style with Hytrel retainer (2" tread width): Specify "WB19".
- 1-Piece Delrin Bearing less Bushing (2" tread width): Specify "WB11B".
- Roller Bearing less Bushing: Specify "WB09B".
- Roller bearing metal thrust & retainer washers: Specify "WSR1".
- Roller bearing sintered iron step washers: Specify "WSR2".
- Roller bearing sealed metal retainer washer (except 8 Series): Specify "WSR3".
- Thread Guards: Specify "TG1" (metal).
- Pedestal Precision Ball Bearing (PPBB): To order change ninth digit in model number to "5" (Example: 5.00006.935). Also available in stainless steel, consult factory.

Moldon Polyurethane HI-TECH® Wheels

Capacity up to 300 lbs each



Polyurethane tread is bonded to a polyolefin core. Tread is molded in, around and through a ribbed extension of the core to prevent debonding. Standard colors are maroon tread on grey core. This is a very attractive, all purpose wheel. Resistant to most chemicals, solvents, water and acids.

Temperature range: -45°F to +180°F.

Hardness: 45(±5) Durometer Shore D scale.



Wheel Core

Colson Moldon Polyurethane HI-TECH Wheels • Capacity up to 300 lbs each

Wheel Dia.	Tread Width	Capacity Each (Pounds)	Bearing	Wheel Model Number	Wheel			Spanner Bushing		Thread Guard TG1: Metal	Weight (Pounds)
					Bearing Bore	Bore Less Bearing	Hub Length	Bore	Length		
2 1/2"	1 1/4"	250	Delrin	2.00002.91	1/2"	29/32"	17/16"	3/8"	1 1/2"	TG1: 57852	1/4
			Ball	2.00002.95	3/8"	–	1 1/2"	–	–		1/4
3"	7/8"	100	Delrin	1.00003.91	7/16"	5/8"	1 1/32"	5/16"	17/64"	TG1: 57852.03	1/3
	1 1/4"	200	Plain	2.00003.92	–	1 1/2"	17/16"	3/8"	1 1/2"	–	3/8
3 1/2"	1 1/4"	250	Delrin	2.00003.91	1/2"	29/32"	17/16"	3/8"	1 1/2"	TG1: 57854.01	3/8
			Ball	2.00003.95	3/8"	–	1 1/2"	–	–		3/8
4"	7/8"	125	Delrin	1.00004.91	7/16"	5/8"	1 1/32"	5/16"	17/64"	–	1/2
			Delrin	2.00004.91	1/2"	29/32"	17/16"	3/8"	1 1/2"	TG1: 57854.01	1/2
	Ball	2.00004.95	3/8"	–	1 1/2"	–	–	1/2			
5"	7/8"	140	Delrin	1.00005.91	7/16"	5/8"	1 1/32"	5/16"	17/64"	–	1/2
			Delrin	2.00005.91	1/2"	29/32"	17/16"	3/8"	1 1/2"	TG1: 57866.03	3/4
	Ball	2.00005.95	3/8"	–	1 1/2"	–	–	TG2: 57852.43	3/4		

Wheel Options

- Delrin Bearing Less Bushing: Specify "WB01B".
- Thread Guards: Specify "TG1" (metal), "TG2" (plastic).
- Custom colors to match your equipment (consult factory).

Moldon Polyurethane HI-TECH® Wheels

Capacity up to 1700 lbs each



Industrial strength polyurethane tread is bonded to a “ribbed” polyolefin core. This design adds strength for loads subjected to shock and hard impacts. Tread is molded in, around and through a ribbed extension of the core to prevent debonding. Standard colors are maroon tread on grey core. **Not recommended for conditions of continuous operation such as tow-line, etc.**



Wheel Core

Temperature Range: -45°F to +180°F.

Hardness: 55(±5) Durometer Shore D scale.

Colson Moldon Polyurethane HI-TECH Wheels • Capacity up to 1700 lbs each

Wheel Dia.	Tread Width	Capacity Each (Pounds)	Bearing	Wheel Model Number	Wheel			Spanner Bushing		Thread Guard TG1: Metal	Weight (Pounds)
					Bearing Bore	Bore Less Bearing	Hub Length	Bore	Length		
3"	1½"	300	Delrin	3.00003.901	¾"	1¾"	1⅝"	⅜"	1⅞"	–	¾
			Roller	3.00003.909	¾"	1¾"	1⅝"	⅜"	1⅞"	–	1
			Delrin	4.00003.911	¾"	1¾"	1⅝"	½"	2⅞"	–	¾
			Roller	4.00003.919	¾"	1¾"	1⅝"	½"	2⅞"	–	1
4"	1½"	400	Delrin	3.00004.901	¾"	1¾"	1⅝"	⅜"	1⅞"	–	1
			Roller	3.00004.909	¾"	1¾"	1⅝"	⅜"	1⅞"	–	1¼
			Delrin	4.00004.911	¾"	1¾"	1⅝"	½"	2⅞"	TG1: 57852.23	1
			Roller	4.00004.919	¾"	1¾"	1⅝"	½"	2⅞"	TG1: 57852.23	1¼
	2"	600	Delrin	5.00004.921	¾"	1¾"	2⅜"	½"	2⅞"	TG1: 57852.23	1¼
			Roller	5.00004.929	¾"	1¾"	2⅜"	½"	2⅞"	TG1: 57852.23	1½
5"	1½"	500	Delrin	3.00005.901	¾"	1¾"	1⅝"	⅜"	1⅞"	TG1: 57852.10	1¼
			Roller	3.00005.909	¾"	1¾"	1⅝"	⅜"	1⅞"	TG1: 57852.10	1½
			Delrin	4.00005.911	¾"	1¾"	1⅝"	½"	2⅞"	TG1: 57852.11	1¼
			Roller	4.00005.919	¾"	1¾"	1⅝"	½"	2⅞"	TG1: 57852.11	1½
	2"	750	Delrin	5.00005.921	¾"	1¾"	2⅜"	½"	2⅞"	TG1: 57852.11	1¼
			Roller	5.00005.929	¾"	1¾"	2⅜"	½"	2⅞"	TG1: 57852.11	1½
6"	1½"	600	Delrin	3.00006.901	¾"	1¾"	1⅝"	⅜"	1⅞"	TG1: 57852.08	1½
			Roller	3.00006.909	¾"	1¾"	1⅝"	⅜"	1⅞"	TG1: 57852.08	1¾
			Delrin	4.00006.911	¾"	1¾"	1⅝"	½"	2⅞"	TG1: 52001.86	1½
			Roller	4.00006.919	¾"	1¾"	1⅝"	½"	2⅞"	TG1: 52001.86	1¾
	2"	900	Delrin	5.00006.921	¾"	1¾"	2⅜"	½"	2⅞"	TG1: 52001.86	1⅝
			Roller	5.00006.929	¾"	1¾"	2⅜"	½"	2⅞"	TG1: 52001.86	1⅞
8"	1½"	800	Delrin	4.00008.911	¾"	1¾"	1⅝"	½"	2⅞"	TG1: 57852.05	2¼
			Roller	4.00008.919	¾"	1¾"	1⅝"	½"	2⅞"	TG1: 57852.05	2½
	2"	1000	Delrin	5.00008.921	¾"	1¾"	2⅜"	½"	2⅞"	TG1: 57852.04	2½
			Roller	5.00008.929	¾"	1¾"	2⅜"	½"	2⅞"	TG1: 57852.04	2¾
10"	2½"	1200	Delrin	7.00010.951	1"	1⅝"	¾"	¾"	3½"	–	6
			Roller	7.00010.959	1"	1⅝"	¾"	¾"	3½"	–	6¼
12"	3"	1700	Delrin	7.00012.981	1"	1⅝"	¾"	¾"	3½"	–	7
			Roller	7.00012.989	1"	1⅝"	¾"	¾"	3½"	–	7½

Wheel Options

- Delrin Bearing Less Bushing: Specify "WB01B".
- Metal cage roller bearing: Specify "WB29".
- Roller bearing metal thrust & retainer washers: Specify "WSR1".
- Custom colors to match your equipment (consult factory).
- 1-Piece Delrin Bearing with Bushing (2" tread width): Specify "WB11".
- Torrington style with Hytrel retainer (2" tread width): Specify "WB19".
- Roller bearing sintered iron step washers: Specify "WSR2".
- Pedestal Precision Ball Bearing (PPBB): Available on 1½" and 2" tread width models. To order change ninth digit in model number to "5" (Example: 5.00006.925). Also available in stainless steel, consult factory.
- 1-Piece Delrin Bearing less Bushing (2" tread width): Specify "WB11B".
- Roller Bearing less Bushing: Specify "WB09B".
- Roller bearing sealed metal retainer washer: Specify "WSR3".
- Thread Guards: Specify "TG1" (metal).

Moldon Polyurethane Cast Iron Core Wheels

Capacity up to 3500 lbs each



This is a strong, ultra-durable wheel. It has a very high strength-to-weight ratio and is capable of long service under heavy loads. Maroon color polyurethane is bonded to the cast iron core.

Temperature Range: -45°F to +180°F.

Hardness: 95(±5) Durometer Shore A scale.

Finish: Silver paint (wheel core).

Colson Moldon Polyurethane Cast Iron Core Wheels • Capacity up to 3500 lbs each

Wheel Dia.	Tread Width	Capacity Each (Pounds)	Bearing	Wheel Model Number	Wheel			Spanner Bushing		Thread Guard TG1: Metal TG2: Plastic	Weight (Pounds)
					Bearing Bore	Bore Less Bearing	Hub Length	Bore	Length		
4"	2"	700	Delrin	5.00004.941.7	3/4"	1 3/16"	2 3/16"	1/2"	2 7/16"	—	4 3/4
			Roller	5.00004.949.7	3/4"	1 3/16"	2 3/16"	1/2"	2 7/16"	—	4 3/4
5"	2"	1000	Delrin	5.00005.941.7	3/4"	1 3/16"	2 3/16"	1/2"	2 7/16"	—	5
			Roller	5.00005.949.7	3/4"	1 3/16"	2 3/16"	1/2"	2 7/16"	—	5
6"	2"	1200	Delrin	5.00006.941.7	3/4"	1 3/16"	2 3/16"	1/2"	2 7/16"	—	5 5/8
			Roller	5.00006.949.7	3/4"	1 3/16"	2 3/16"	1/2"	2 7/16"	—	5 5/8
	2 1/2"	1620	Roller	6.00006.969.7	3/4"	1 3/16"	2 3/4"	1/2"	3"	—	10
			Delrin	7.00006.971.7	1"	1 15/16"	3 1/4"	3/4"	3 1/2"	—	10 1/2
3"	2040	Roller	7.00006.979.7	1"	1 15/16"	3 1/4"	3/4"	3 1/2"	—	10 1/2	
		Delrin	7.00006.971.7	1"	1 15/16"	3 1/4"	3/4"	3 1/2"	—	10 1/2	
8"	2"	1500	Delrin	5.00008.941.7	3/4"	1 3/16"	2 3/16"	1/2"	2 7/16"	—	9 1/4
			Roller	5.00008.949.7	3/4"	1 3/16"	2 3/16"	1/2"	2 7/16"	—	9 1/4
	2 1/2"	1700	Roller	6.00008.969.7	3/4"	1 3/16"	2 3/4"	1/2"	3"	—	11
			Delrin	7.00008.971.7	1"	1 15/16"	3 1/4"	3/4"	3 1/2"	—	11 1/2
3"	2500	Roller	7.00008.979.7	1"	1 15/16"	3 1/4"	3/4"	3 1/2"	—	11 1/2	
		Delrin	7.00008.971.7	1"	1 15/16"	3 1/4"	3/4"	3 1/2"	—	11 1/2	
10"	3"	3000	Delrin	7.00010.971.7	1"	1 15/16"	3 1/4"	3/4"	3 1/2"	—	13
			Roller	7.00010.979.7	1"	1 15/16"	3 1/4"	3/4"	3 1/2"	—	13
12"	3"	3500	Delrin	7.00012.971.7	1"	1 15/16"	3 1/4"	3/4"	3 1/2"	—	16
			Roller	7.00012.979.7	1"	1 15/16"	3 1/4"	3/4"	3 1/2"	—	16

Wheel Options

- Delrin Bearing Less Bushing: Specify "WB01B".
- Metal cage roller bearing: Specify "WB29".
- 1-Piece Delrin Bearing with Bushing (2" tread width): Specify "WB11".
- Torrington style with Hytrel retainer (2" tread width): Specify "WB19".
- 1-Piece Delrin Bearing less Bushing (2" tread width): Specify "WB11B".
- Roller Bearing less Bushing: Specify "WB09B".
- Roller bearing metal thrust & retainer washers: Specify "WSR1".
- Roller bearing sintered iron step washers: Specify "WSR2".
- Roller bearing sealed metal retainer washer: Specify "WSR3".
- Pedestal Precision Ball Bearing (PPBB): Available on 2" tread width wheels. To order change ninth digit in model number to "5" (Example: 5.00006.945.7). Also available in stainless steel, consult factory.

Endura® Solid Elastomer Wheels

Capacity up to 1200 lbs each



When you need a wheel to roll easily under heavy loads, Colson offers the perfect solution. Endura wheels out-perform most conventional caster wheels on the market. The secret is Colson's solid "monoform" wheel construction. With this unique design, wheel tread and core are molded as a single unit. This eliminates wheel tread separation and bond failure.

Colson's exclusive solid elastomer compound delivers greater durability than conventional metal, rubber, plastic, polyurethane and phenolic wheels.

Colson's severe and comprehensive test procedures prove Endura wheels outlast competitive solid elastomer wheels by more than 50%! Colson test results also show that Endura wheels start rolling, keep rolling and swivel easier than our competitors.

Even in continuous operation, these wheels produce extremely low heat build-up making them perfect for tow-line applications (precision ball bearings required).

Endura wheels resist most chemicals, oils, greases, petroleum products and solvents. In addition, Endura non-marking wheels offer excellent resistance to chipping, cracking and flat-spotting. Superior impact strength and abrasion resistance further enhance durability.

Temperature range: -45F° to +230°F.

Hardness: 63(±5) Durometer Shore D scale.

Colson Endura Solid Elastomer Wheels • Capacity up to 1200 lbs each

Wheel Dia.	Tread Width	Capacity Each (Pounds)	Bearing	Wheel Model Number	Wheel			Spanner Bushing		Thread Guard TG1: Metal	Weight (Pounds)
					Bearing Bore	Bore Less Bearing	Hub Length	Bore	Length		
4"	2"	1000	Delrin	5.00004.831 EN	3/4"	1 3/16"	2 3/16"	1/2"	27/16"	TG1: 57852.11	1 3/8
			Roller	5.00004.839 EN	3/4"	1 3/16"	2 3/16"	1/2"	27/16"		1 3/8
			Prec. Ball*	5.00004.8P5 EN	—	—	2 3/16"	1/2"	27/16"		1 3/8
5"	2"	1000	Delrin	5.00005.831 EN	3/4"	1 3/16"	2 3/16"	1/2"	27/16"	TG1: 52007.94	1 3/4
			Roller	5.00005.839 EN	3/4"	1 3/16"	2 3/16"	1/2"	27/16"		1 3/4
			Prec. Ball*	5.00005.8P5 EN	—	—	2 3/16"	1/2"	27/16"		1 3/4
6"	2"	1100	Delrin	5.00006.831 EN	3/4"	1 3/16"	2 3/16"	1/2"	27/16"	TG1: 57551.05	2
			Roller	5.00006.839 EN	3/4"	1 3/16"	2 3/16"	1/2"	27/16"		2
			Prec. Ball*	5.00006.8P5 EN	—	—	2 3/16"	1/2"	27/16"		2
8"	2"	1200	Delrin	5.00008.831 EN	3/4"	1 3/16"	2 3/16"	1/2"	27/16"	TG1: 57551.05	3 1/4
			Roller	5.00008.839 EN	3/4"	1 3/16"	2 3/16"	1/2"	27/16"		3 1/4
			Prec. Ball*	5.00008.8P5 EN	—	—	2 3/16"	1/2"	27/16"		3 1/4

*Spanner bushing included. Part number is 56525.02.

Wheel Options

- Delrin Bearing Less Bushing: Specify "WB01B".
- Metal cage roller bearing: Specify "WB29".
- Roller bearing metal thrust & retainer washers: Specify "WSR1".
- Thread Guards: Specify "TG1" (metal).
- 1-Piece Delrin Bearing with Bushing (2" tread width): Specify "WB11".
- Torrington style with Hytrel retainer (2" tread width): Specify "WB19".
- Roller bearing sintered iron step washers: Specify "WSR2".
- Pedestal Precision Ball Bearing (PPBB): To order change ninth digit in roller bearing model number to "5" (Example: 5.00006.835.EN). Also available in stainless steel, consult factory.
- 1-Piece Delrin Bearing less Bushing (2" tread width): Specify "WB11B".
- Roller Bearing less Bushing: Specify "WB09B".
- Roller bearing sealed metal retainer washer: Specify "WSR3".

Moldon Nylon Aluminum Core Wheels

Capacity up to 1500 lbs each



Wheel Core

Brown nylon tread is molded in, around and through slots in an aluminum wheel core. This mechanical tread locking system helps prevent tread bond failures under harsh operating conditions found in meat packing and food processing industries. A nylon wheel is recommended for applications requiring a high resistance to water, oils, gasoline, grease and certain salt solutions. Nylon is also resistant to paints and lacquers, cosmetic preparations, detergents, aerosol preparations and animal and vegetable fats. Note: Nylon tread wheels bonded to a thermoplastic wheel core are available, consult factory.

Temperature range: -45°F to +180°F (If metal retainer washer used, temperature range is -45° to +250° F).

Hardness: 70(±5) Durometer Shore D scale.

Colson Moldon Nylon Aluminum Core Wheels • Capacity up to 1500 lbs each

Wheel Dia.	Tread Width	Capacity Each (Pounds)	Bearing	Wheel Model Number	Wheel			Spanner Bushing		Thread Guard TG1: Metal	Weight (Pounds)
					Bearing Bore	Bore Less Bearing	Hub Length	Bore	Length		
5"	2"	1000	Delrin	5.00005.931.3	3/4"	13/16"	23/16"	1/2"	27/16"	TG1: 57852.11	2
			Roller	5.00005.939.3	3/4"	13/16"	23/16"	1/2"	27/16"	TG1: 57852.11	2
6"	2"	1200	Delrin	5.00006.931.3	3/4"	13/16"	23/16"	1/2"	27/16"	TG1: 52001.86	2 ² / ₃
			Roller	5.00006.939.3	3/4"	13/16"	23/16"	1/2"	27/16"	TG1: 52001.86	2 ² / ₃
8"	2"	1500	Delrin	5.00008.931.3	3/4"	13/16"	23/16"	1/2"	27/16"	TG1: 57852.04	3 ² / ₃
			Roller	5.00008.939.3	3/4"	13/16"	23/16"	1/2"	27/16"	TG1: 57852.04	3 ² / ₃

Wheel Options

- Delrin Bearing Less Bushing: Specify "WB01B".
- 1-Piece Delrin Bearing with Bushing (2" tread width): Specify "WB11".
- 1-Piece Delrin Bearing less Bushing (2" tread width): Specify "WB11B".
- Metal cage roller bearing: Specify "WB29".
- Torrington style with Hytrel retainer (2" tread width): Specify "WB19".
- Roller Bearing less Bushing: Specify "WB09B".
- Roller bearing metal thrust & retainer washers: Specify "WSR1".
- Roller bearing sintered iron step washers: Specify "WSR2".
- Roller bearing sealed metal retainer washer: Specify "WSR3".
- Pedestal Precision Ball Bearing (PPBB): To order change ninth digit in model number to "5" (Example: 5.00006.935.3). Also available in stainless steel, consult factory.

Commander HD Wheels

Capacity up to 7200 lbs each



The Commander HD wheel is perfected for superior performance under heavy loads (2,000-7,200 lbs. each) and abusive impacts. Critical applications for this wheel include: die carts, engine hoists, ground support equipment and much more. The unique and durable Nylatron® wheel material provides floor protection where steel, iron or phenolic wheels do not. The wheel's tread resists moisture and most chemicals, making it suitable for corrosive environments. The slightly crowned tread profile provides better mobility than flat tread wheels.

Temperature range: -30°F to +220°F.

Hardness: 80(±5) Shore D scale.

Commander HD Wheels • Capacity up to 7200 lbs each

Wheel Dia.	Tread Width	Capacity Each (Pounds)	Bearing	Wheel Model Number	Top Hat Spanner Bushing		Thread Guard TG1: Metal TG2: Plastic	Weight (Pounds)
					Bore	Length		
4"	2"	2160	Prec. Ball	5.00004.5PN	1/2"	27/16"	-	4
5"	2"	2160	Prec. Ball	5.00005.5PN	1/2"	27/16"	-	5
6"	2"	2160	Prec. Ball	5.00006.5PN	1/2"	27/16"	-	6
	3"	7200	Prec. Ball	7.00006.5PN	3/4"	3 1/2"	-	6 1/2
8"	2"	2160	Prec. Ball	5.00008.5PN	1/2"	27/16"	-	8
	3"	7200	Prec. Ball	7.00008.5PN	3/4"	3 1/2"	-	9
10"	3"	7200	Prec. Ball	7.00010.5PN	3/4"	3 1/2"	-	10

Maxim® Wheels

Capacity up to 1400 lbs each



Colson Maxim Wheels feature an exclusive, ultra-tough thermoplastic compound that resists hard impacts and drop-shocks. The wheel is impervious to most chemicals, solvents, salts, gases, alkalines and steam cleaning and does not absorb water. When compared to other hard tread wheels, Maxim wheels require less force to roll and swivel. It is ideal for many industrial and institutional applications and is NSF listed for the food service industry. The wheel is non-marking.

Temperature range: -45°F to +180°F (normal). To +350°F if you specify a bronze or roller bearing with mid-temp grease.

Hardness: 85(±5) Durometer Shore D scale.

Colson Maxim Wheels • Capacity up to 1400 lbs each

Wheel Dia.	Tread Width	Capacity Each (Pounds)	Bearings	Wheel Model Number	Wheel			Spanner Bushing		Thread Guard TG1: Metal	Weight (Pounds)
					Bearing Bore	Bore Less Bearing	Hub Length	Bore	Length		
3 1/4"	2"	700	Delrin	5.00003.531	3/4"	1 3/16"	2 3/16"	1/2"	2 7/16"	—	5/8
			Roller	5.00003.539	3/4"	1 3/16"	2 3/16"	1/2"	2 7/16"	—	5/8
4"	1 1/2"	600	Delrin	3.00004.501	3/4"	1 3/16"	1 5/8"	3/8"	1 7/8"	—	7/8
			Roller	3.00004.509	3/4"	1 3/16"	1 5/8"	3/8"	1 7/8"	—	7/8
	1 1/2"	600	Delrin	4.00004.511	3/4"	1 3/16"	1 5/8"	1/2"	2 7/16"	—	7/8
			Roller	4.00004.519	3/4"	1 3/16"	1 5/8"	1/2"	2 7/16"	—	7/8
	2"	800	Delrin	5.00004.531	3/4"	1 3/16"	2 3/16"	1/2"	2 7/16"	—	1
			Roller	5.00004.539	3/4"	1 3/16"	2 3/16"	1/2"	2 7/16"	—	1
5"	2"	1000	Delrin	5.00005.531	3/4"	1 3/16"	2 3/16"	1/2"	2 7/16"	TG1: 57852.45	1 1/4
			Roller	5.00005.539	3/4"	1 3/16"	2 3/16"	1/2"	2 7/16"	TG1: 57852.45	1 1/4
6"	2"	1200	Delrin	5.00006.531	3/4"	1 3/16"	2 3/16"	1/2"	2 7/16"	TG1: 57852.46	1 1/2
			Roller	5.00006.539	3/4"	1 3/16"	2 3/16"	1/2"	2 7/16"	TG1: 57852.46	1 1/2
8"	2"	1400	Delrin	5.00008.531	3/4"	1 3/16"	2 3/16"	1/2"	2 7/16"	—	2
			Roller	5.00008.539	3/4"	1 3/16"	2 3/16"	1/2"	2 7/16"	—	2

Wheel Options

- Delrin Bearing Less Bushing: Specify **"WB01B"**.
- 1-Piece Delrin Bearing with Bushing (2" tread width): Specify **"WB11"**.
- 1-Piece Delrin Bearing less Bushing (2" tread width): Specify **"WB11B"**.
- Torrington style with Hytel retainer (2" tread width): Specify **"WB19"**.
- Roller Bearing less Bushing: Specify **"WB09B"**.
- Roller bearing metal thrust & retainer washers: Specify **"WSR1"**.
- Roller bearing sealed metal retainer washer: Specify **"WSR3"**.
- Bronze Bearing: To order, change 9th digit in model number to **"4"** (Example: 5.00006.534).
- Pedestal Precision Ball Bearing (PPBB): To order change 9th digit in model number to **"5"** (Example: 5.00006.535). Also available in stainless steel, consult factory.

TPE HIGH-TEMP Wheels

Capacity up to 350 lbs each



TPE HI-TEMP wheels are perfect when you need an economical alternative for moderately high temperature environments. The wheels are crafted of grey thermoplastic elastomer tread chemically bonded to a white polyolefin core and feature a single insert molded stainless steel radial bearing. TPE HI-TEMP are ideal for medical applications and environments requiring wash down.

Temperature Range: -40°F to 180°F with intermittent temperature up to 300°F.

Hardness: 65(±5) Durometer Shore A scale.

Colson TPE HIGH-TEMP Wheels • Capacity up to 350 lbs each

Wheel Dia.	Tread Width	Capacity Each (Pounds)	Bearing	Wheel Model Number	Wheel			Spanner Bushing		Thread Guard TG1: Metal TG2: Plastic	Weight (Pounds)
					Bearing Bore	Bore Less Bearing	Hub Length	Bore	Length		
3 1/2"	1 1/4"	225	Precision Ball	2.00003.414 H	5/8"	-	3/4"	3/8"	1 1/2"	-	3/4
4"	1 1/4"	250	Precision Ball	2.00004.414 H	5/8"	-	3/4"	3/8"	1 1/2"	-	7/8
5"	1 1/4"	300	Precision Ball	2.00005.414 H	5/8"	-	3/4"	3/8"	1 1/2"	-	1

ThermoTech® Wheels

Capacity up to 250 lbs each



Colson ThermoTech Wheels feature a rubber tread that can take the heat. They are quiet and non-marking for superior floor protection. The rubber tread is an advanced technology rubber compound bonded to an aluminum core.

Temperature range: -45°F to +525°F intermittent service (+490°F continuous service).

Hardness: 75(±5) Durometer Shore A scale.

Colson ThermoTech Wheels • Capacity up to 250 lbs each

Wheel Dia.	Tread Width	Capacity Each (Pounds)	Bearing	Wheel Model Number	Wheel			Spanner Bushing		Thread Guard TG1: Metal TG2: Plastic	Weight (Pounds)
					Bearing Bore	Bore Less Bearing	Hub Length	Bore	Length		
4"	1 1/4"	250	Teflon	2.00004.613 H	1/2"	N/A	15/16"	3/8"	1 1/2"	-	3/4
5"	1 1/4"	250	Teflon	2.00005.613 H	1/2"	N/A	15/16"	3/8"	1 1/2"	-	3/4
6"	1 1/4"	250	Teflon	2.00006.613 H	1/2"	N/A	15/16"	3/8"	1 1/2"	-	3/4

Thermo® Wheels

Capacity up to 1100 lbs each



Thermo wheels feature a standard operating temperature range from -70°F (continuous service) to +525°F (intermittent service, +480°F continuous service). These wheels are molded from an exclusive engineered resin compound that offers non-marking floor protection, near zero water absorption, high load capacities and long service life. A special manufacturing process enables the wheels to retain a consistent bearing bore even when exposed to elevated temperatures. Furthermore, Thermo wheels are 100% recyclable, and they are highly resistant to animal fats, vegetable oils and salt solutions. The life expectancy of Thermo wheels is three times longer than high-temp phenolic wheels, and they offer an equal load capacity. Unlike high-temp phenolic wheels, Colson Thermo wheels have no outer skin that can break and absorb water or other fluids.

Temperature range: -70°F to +525°F intermittent service (+480°F continuous service).

Hardness: 85(±5) Durometer Shore D scale.

Colson Thermo Wheels • Capacity up to 1100 lbs each

Wheel Dia.	Tread Width	Capacity Each (Pounds)	Bearing	Wheel Model Number	Wheel			Spanner Bushing		Thread Guard TG1: Metal TG2: Plastic	Weight (Pounds)
					Bearing Bore	Bore Less Bearing	Hub Length	Bore	Length		
3"	1 1/2"	600	Plain	4.00003.812 HT	—	3/4"	13/4"	1/2"	27/16"	—	1/2
			Less Bearing	4.00003.816 HT	—	13/16"	15/8"	—	—	—	1/2
			Roller	4.00003.819 HT	3/4"	13/16"	15/8"	1/2"	27/16"	—	1/2
3 1/2"	1 1/4"	300	Plain	2.00003.52 HT	—	1/2"	17/16"	3/8"	1 1/2"	—	3/8
4"	1 1/4"	300	Plain	2.00004.52 HT	—	1/2"	17/16"	3/8"	1 1/2"	—	3/4
			Less Bearing	4.00004.816 HT	—	13/16"	15/8"	—	—	—	3/4
	1 1/2"	700	Roller	4.00004.819 HT	3/4"	13/16"	15/8"	1/2"	27/16"	—	3/4
			Plain	5.00004.832 HT	—	3/4"	23/8"	1/2"	27/16"	—	3/4
	2"	800	Less Bearing	5.00004.836 HT	—	13/16"	23/16"	—	—	—	3/4
			Roller	5.00004.839 HT	3/4"	13/16"	23/16"	1/2"	27/16"	—	3/4
5"	1 1/4"	325	Plain	2.00005.52 HT	—	1/2"	17/16"	3/8"	1 1/2"	—	1
			Less Bearing	4.00005.816 HT	—	13/16"	15/8"	—	—	—	3/4
	1 1/2"	800	Roller	4.00005.819 HT	3/4"	13/16"	15/8"	1/2"	27/16"	—	3/4
			Plain	5.00005.832 HT	—	3/4"	23/8"	1/2"	27/16"	—	1
	2"	1000	Less Bearing	5.00005.836 HT	—	13/16"	23/16"	—	—	—	1
			Roller	5.00005.839 HT	3/4"	13/16"	23/16"	1/2"	27/16"	—	1
6"	2"	1100	Plain	5.00006.832 HT	—	3/4"	23/8"	1/2"	27/16"	—	12/3
			Less Bearing	5.00006.836 HT	—	13/16"	23/16"	—	—	—	12/3
			Roller	5.00006.839 HT	3/4"	13/16"	23/16"	1/2"	27/16"	—	12/3

Wheel Options

- Bronze bearing: To order, change 9th digit in model number to "4" (Example: 5.00005.834 HT).

Polyolefin Wheels

Capacity up to 300 lbs each



This hard tread polyolefin wheel is light weight, offers non-marking floor protection, and resists hard impacts. Very light in weight, yet the impact strength for this wheel is far superior to hard rubber wheels. It offers superior resistance to most oils, chemicals, grease, solvents and acids. Fit for light and medium duty applications. The standard color is black.

Temperature range: -45°F to +180°F.

Hardness: 70(±5) Durometer Shore D scale.

Colson Polyolefin Wheels • Capacity up to 300 lbs each

Wheel Dia.	Tread Width	Capacity Each (Pounds)	Bearing	Wheel Model Number	Wheel			Spanner Bushing		Thread Guard TG1: Metal TG2: Plastic	Weight (Pounds)
					Bearing Bore	Bore Less Bearing	Hub Length	Bore	Length		
1 5/8"	7/8"	75	Delrin	1.00001.52	5/16"	1/2"	1 1/32"	–	–	–	1/16
2"	7/8"	100	Delrin	1.00002.52	5/16"	1/2"	1 1/32"	–	–	–	1/8
2 1/2"	1 1/4"	200	Delrin	2.00002.53	1/2"	29/32"	1 7/16"	3/8"	1 1/2"	TG1: 57852	1/4
			Ball	2.00002.55	3/8"	29/32"	1 1/2"	–	–		1/4
3"	7/8"	125	Delrin	1.00003.53	7/16"	5/8"	1 1/32"	5/16"	1 7/64"	TG1: 57852.03	1/3
	1 1/4"	200	Delrin	2.00003.52	1/2"	29/32"	1 7/16"	3/8"	1 1/2"	–	3/8
3 1/2"	1 1/4"	250	Delrin	2.00003.53	1/2"	29/32"	1 7/16"	3/8"	1 1/2"	TG1: 57854.01	3/8
			Ball	2.00003.55	3/8"	29/32"	1 1/2"	–	–		1/2
4"	7/8"	135	Delrin	1.00004.53	7/16"	5/8"	1 1/32"	5/16"	1 7/64"	–	1/2
	1 1/4"	275	Delrin	2.00004.53	1/2"	29/32"	1 7/16"	3/8"	1 1/2"	TG1: 57854.01	3/4
			Ball	2.00004.55	3/8"	29/32"	1 1/2"	–	–		1
5"	7/8"	145	Delrin	1.00005.53	7/16"	5/8"	1 1/32"	5/16"	1 7/64"	–	1/2
	1 1/4"	300	Delrin	2.00005.53	1/2"	29/32"	1 7/16"	3/8"	1 1/2"	TG1: 57866.03	1
			Ball	2.00005.55	3/8"	29/32"	1 1/2"	–	–		TG2: 57852.43

Wheel Options

- Delrin Bearing Less Bushing: Specify "WB01B".
- Thread Guards: Specify "TG1" (metal), "TG2" (plastic).



Polyolefin Wheels

Capacity up to 900 lbs each



Designed for hard impacts and heavy loads, this wheel is injection molded from an exclusive Colson polyolefin compound. The unique ribbed design adds strength. Very light in weight, yet the impact strength of this wheel is far superior to hard rubber wheels. It offers superior resistance to most oils, chemicals, grease, gasoline, cooking fats and acids. In addition, the wheel is stain resistant, non-marking and provides zero water absorption.

Temperature range: -45°F to +180°F.

Hardness: 70(±5) Durometer Shore D scale.

Colson Polyolefin Wheels • Capacity up to 900 lbs each

Wheel Dia.	Tread Width	Capacity Each (Pounds)	Bearing	Wheel Model Number	Wheel			Spanner Bushing		Thread Guard TG1: Metal	Weight (Pounds)
					Bearing Bore	Bore Less Bearing	Hub Length	Bore	Length		
3"	1 1/2"	300	Delrin	3.00003.801	3/4"	13/16"	15/8"	3/8"	17/8"	TG1: 52250.62	1/2
			Plain	3.00003.802	—	3/4"	15/8"	3/8"	17/8"		1/2
			Roller	3.00003.809	3/4"	13/16"	15/8"	3/8"	17/8"		1/2
			Delrin	4.00003.811	3/4"	13/16"	15/8"	1/2"	27/16"	TG1: 57852.12	1/2
			Plain	4.00003.812	—	3/4"	15/8"	1/2"	27/16"		1/2
			Roller	4.00003.819	3/4"	13/16"	15/8"	1/2"	27/16"		1/2
4"	1 1/2"	375	Delrin	3.00004.801	3/4"	13/16"	15/8"	3/8"	17/8"	TG1: 57852.06	3/4
			Plain	3.00004.802	—	3/4"	15/8"	3/8"	17/8"		3/4
			Roller	3.00004.809	3/4"	13/16"	15/8"	3/8"	17/8"		3/4
			Delrin	4.00004.811	3/4"	13/16"	15/8"	1/2"	27/16"	TG1: 57852.07	3/4
			Plain	4.00004.812	—	3/4"	15/8"	1/2"	27/16"		3/4
			Roller	4.00004.819	3/4"	13/16"	15/8"	1/2"	27/16"		3/4
	2"	500	Delrin	5.00004.831	3/4"	13/16"	23/16"	1/2"	27/16"	TG1: 57852.07	3/4
			Plain	5.00004.832	—	3/4"	23/16"	1/2"	27/16"		3/4
			Roller	5.00004.839	3/4"	13/16"	23/16"	1/2"	27/16"		3/4
5"	1 1/2"	450	Delrin	3.00005.801	3/4"	13/16"	15/8"	3/8"	17/8"	TG1: 57866	3/4
			Plain	3.00005.802	—	3/4"	15/8"	3/8"	17/8"		3/4
			Roller	3.00005.809	3/4"	13/16"	15/8"	3/8"	17/8"		3/4
			Delrin	4.00005.811	3/4"	13/16"	15/8"	1/2"	27/16"	TG1: 57866.01	3/4
			Plain	4.00005.812	—	3/4"	15/8"	1/2"	27/16"		3/4
			Roller	4.00005.819	3/4"	13/16"	15/8"	1/2"	27/16"		3/4
	2"	650	Delrin	5.00005.831	3/4"	13/16"	23/16"	1/2"	27/16"	TG1: 57866.01	1
			Plain	5.00005.832	—	3/4"	23/16"	1/2"	27/16"		1
			Roller	5.00005.839	3/4"	13/16"	23/16"	1/2"	27/16"		1
6"	1 1/2"	500	Delrin	3.00006.801	3/4"	13/16"	15/8"	3/8"	17/8"	TG1: 52250.56	1
			Plain	3.00006.802	—	3/4"	15/8"	3/8"	17/8"		1
			Roller	3.00006.809	3/4"	13/16"	15/8"	3/8"	17/8"		1
			Delrin	4.00006.811	3/4"	13/16"	15/8"	1/2"	27/16"	TG1: 57551.05	1
			Plain	4.00006.812	—	3/4"	15/8"	1/2"	27/16"		1
			Roller	4.00006.819	3/4"	13/16"	15/8"	1/2"	27/16"		1
	2"	700	Delrin	5.00006.831	3/4"	13/16"	23/16"	1/2"	27/16"	TG1: 57551.05	1 1/4
			Plain	5.00006.832	—	3/4"	23/16"	1/2"	27/16"		1 1/4
			Roller	5.00006.839	3/4"	13/16"	23/16"	1/2"	27/16"		1 1/4
8"	1 1/2"	600	Delrin	4.00008.811	3/4"	13/16"	15/8"	1/2"	27/16"	—	1
			Roller	4.00008.819	3/4"	13/16"	15/8"	1/2"	27/16"		1
	2"	900	Delrin	5.00008.831	3/4"	13/16"	23/16"	1/2"	27/16"	TG1: 57852.20	1 1/2
			Plain	5.00008.832	—	3/4"	23/16"	1/2"	27/16"		1 1/2
			Roller	5.00008.839	3/4"	13/16"	23/16"	1/2"	27/16"		1 1/2
			Roller	5.00008.839	3/4"	13/16"	23/16"	1/2"	27/16"		1 1/2

Wheel Options

- Delrin Bearing Less Bushing: Specify "WB01B".
- 1-Piece Delrin Bearing with Bushing (2" tread width): Specify "WB11".
- 1-Piece Delrin Bearing less Bushing (2" tread width): Specify "WB11B".
- Metal cage roller bearing: Specify "WB29".
- Torrington style with Hytrel retainer (2" tread width): Specify "WB19".
- Roller Bearing less Bushing: Specify "WB09B".
- Roller bearing metal thrust & retainer washers: Specify "WSR1".
- Roller bearing sintered iron step washers: Specify "WSR2".
- Roller bearing sealed metal retainer washer: Specify "WSR3".
- Pedestal Precision Ball Bearing (PPBB): To order change 9th digit in model number to "5" (Example: 5.00006.835). Also available in stainless steel, consult factory.

Phenolic Wheels

Capacity up to 800 lbs each



This phenolic resin wheel is filled with macerated fabric and is quieter than steel or aluminum, while providing superior floor protection. It is resistant to hard impacts, most chemicals and steam. The standard color is black.

Temperature range: -45°F to +180°F. If metal washers specified: -45°F to +250°F (Roller and Ball bearings only).

Hardness: 90 (±5) Shore D scale.

Colson Phenolic Wheels • Capacity up to 800 lbs each

Wheel Dia.	Tread Width	Capacity Each (Pounds)	Bearing	Wheel Model Number	Wheel			Spanner Bushing		Thread Guard TG1: Metal	Weight (Pounds)
					Bearing Bore	Bore Less Bearing	Hub Length	Bore	Length		
2 1/2"	1 7/16"	300	Roller	2.00002.319	5/8"	1 1/16"	1 1/2"	3/8"	1 17/32"	—	5/8
3"	1 15/32"	350	Roller	2.00003.309	5/8"	1 1/16"	1 1/2"	3/8"	1 17/32"	—	3/4
	1 1/2"	500	Delrin	3.00003.301	3/4"	1 3/16"	1 5/8"	3/8"	1 7/8"	—	1
			PPBB	3.00003.305	3/8"	1 3/16"	1 7/8"	—	—	—	1
			Roller	3.00003.309	3/4"	1 3/16"	1 5/8"	3/8"	1 7/8"	—	1
			Delrin	4.00003.311	3/4"	1 3/16"	1 5/8"	1/2"	2 7/16"	—	7/8
			PPBB	4.00003.315	1/2"	1 3/16"	1 7/8"	—	—	—	7/8
			Roller	4.00003.319	3/4"	1 3/16"	1 5/8"	1/2"	2 7/16"	—	7/8
4"	1 1/2"	600	Delrin	3.00004.301	3/4"	1 3/16"	1 5/8"	3/8"	1 7/8"	TG1: 57852.10	1
			PPBB	3.00004.305	3/8"	1 3/16"	1 7/8"	—	—		1
			Roller	3.00004.309	3/4"	1 3/16"	1 5/8"	3/8"	1 7/8"		1
			Delrin	4.00004.311	3/4"	1 3/16"	1 5/8"	1/2"	2 7/16"	TG1: 57852.11	1 1/8
			PPBB	4.00004.315	1/2"	1 3/16"	1 7/8"	—	—		1 1/8
			Roller	4.00004.319	3/4"	1 3/16"	1 5/8"	1/2"	2 7/16"		1 1/8
			Delrin	3.00005.301	3/4"	1 3/16"	1 5/8"	3/8"	1 7/8"		TG1: 57852.08
PPBB	3.00005.305	3/8"	1 3/16"	1 7/8"	—	—	1				
Roller	3.00005.309	3/4"	1 3/16"	1 5/8"	3/8"	1 7/8"	1				
5"	1 1/2"	600	Delrin	4.00005.311	3/4"	1 3/16"	1 5/8"	1/2"	2 7/16"	TG1: 52001.86	1 1/2
			PPBB	4.00005.315	1/2"	1 3/16"	1 7/8"	—	—		1 1/2
			Roller	4.00005.319	3/4"	1 3/16"	1 5/8"	1/2"	2 7/16"		1 1/2
			Delrin	3.00006.301	3/4"	1 3/16"	1 5/8"	3/8"	1 7/8"	TG1: 52250.56	1 3/4
			PPBB	3.00006.305	3/8"	1 3/16"	1 7/8"	—	—		1 3/4
			Roller	3.00006.309	3/4"	1 3/16"	1 5/8"	3/8"	1 7/8"		1 3/4
6"	1 1/2"	800	Delrin	4.00006.311	3/4"	1 3/16"	1 5/8"	1/2"	2 7/16"	TG1: 57551.05	2
			PPBB	4.00006.315	1/2"	1 3/16"	1 7/8"	—	—		2
			Roller	4.00006.319	3/4"	1 3/16"	1 5/8"	1/2"	2 7/16"		2
			Delrin	3.00006.301	3/4"	1 3/16"	1 5/8"	3/8"	1 7/8"	—	—

Wheel Options

- Delrin Bearing Less Bushing: Specify **"WB01B"**.
- 1-Piece Delrin Bearing with Bushing (2" tread width): Specify **"WB11"**.
- Metal cage roller bearing: Specify **"WB29"**.
- Roller Bearing less Bushing: Specify **"WB09B"**.
- Roller bearing metal thrust & retainer washers: Specify **"WSR1"**.
- Roller bearing sintered iron step washers: Specify **"WSR2"**.
- Roller bearing sealed metal retainer washer: Specify **"WSR3"**.
- Pedestal Precision Ball Bearing (PPBB) also available in stainless steel, consult factory.

Phenolic Wheels

Capacity up to 3500 lbs each



Phenolic resin wheels are filled with macerated fabric. This wheel provides quieter operation than steel or aluminum, provides superior floor protection, and resists hard impacts, most chemicals and steam. The standard color is black.

Temperature range: -45°F to +180°F. If metal washers specified: -45°F to +250°F (Roller and Ball bearings only).

Hardness: 90 (±5) Shore D scale.

Colson Phenolic Wheels • Capacity up to 3500 lbs each

Wheel Dia.	Tread Width	Capacity Each (Pounds)	Bearing	Wheel Model Number	Wheel			Spanner Bushing		Thread Guard TG1: Metal	Weight (Pounds)
					Bearing Bore	Bore Less Bearing	Hub Length	Bore	Length		
3 1/4"	2"	700	Delrin	5.00003.331	3/4"	1 3/16"	2 3/16"	1/2"	2 7/16"	–	1 1/8
			Roller	5.00003.339	3/4"	1 3/16"	2 3/16"	1/2"	2 7/16"	–	1 1/8
4"	2"	800	Delrin	5.00004.331	3/4"	1 3/16"	2 3/16"	1/2"	2 7/16"	TG1: 59042.06	1 1/2
			Roller	5.00004.339	3/4"	1 3/16"	2 3/16"	1/2"	2 7/16"		1 1/2
5"	2"	1000	Delrin	5.00005.331	3/4"	1 3/16"	2 3/16"	1/2"	2 7/16"	TG1: 52007.94	2 1/8
			Roller	5.00005.339	3/4"	1 3/16"	2 3/16"	1/2"	2 7/16"		2 1/8
6"	2"	1200	Delrin	5.00006.331	3/4"	1 3/16"	2 3/16"	1/2"	2 7/16"	TG1: 52001.86	3
			Roller	5.00006.339	3/4"	1 3/16"	2 3/16"	1/2"	2 7/16"		3
	2 1/2"	1600	Roller	6.00006.369	3/4"	1 3/16"	2 3/4"	1/2"	3"	–	3 3/4
			Delrin	7.00006.361	1"	1 15/16"	3 1/4"	3/4"	3 1/2"	–	4 1/2
			Roller	7.00006.369	1"	1 15/16"	3 1/4"	3/4"	3 1/2"	–	4 1/2
			Roller	8.00006.369	1 1/4"	1 15/16"	3 1/4"	1"	3 1/2"	–	4 1/2
3"	2000	Delrin	7.00006.371	1"	1 15/16"	3 1/4"	3/4"	3 1/2"	–	5	
		Roller	7.00006.379	1"	1 15/16"	3 1/4"	3/4"	3 1/2"	–	5	
8"	2"	1400	Delrin	5.00008.331	3/4"	1 3/16"	2 3/16"	1/2"	2 7/16"	TG1: 57852.05	4 3/4
			Roller	5.00008.339	3/4"	1 3/16"	2 3/16"	1/2"	2 7/16"		4 3/4
	2 1/2"	1600	Roller	6.00008.369	3/4"	1 3/16"	2 3/4"	1/2"	3"	–	4 3/4
			Delrin	7.00008.361	1"	1 15/16"	3 1/4"	3/4"	3 1/2"	–	5 1/2
		2000	Roller	7.00008.369	1"	1 15/16"	3 1/4"	3/4"	3 1/2"	–	5 1/2
			Roller	8.00008.369	1 1/4"	1 15/16"	3 1/4"	1"	3 1/2"	–	5 1/2
		2500	Delrin	7.00008.371	1"	1 15/16"	3 1/4"	3/4"	3 1/2"	–	6
			Roller	7.00008.379	1"	1 15/16"	3 1/4"	3/4"	3 1/2"	–	6
10"	2 1/2"	1600	Roller	6.00010.369	3/4"	1 3/16"	2 3/4"	1/2"	3"	–	7 3/4
			Delrin	7.00010.361	1"	1 15/16"	3 1/4"	3/4"	3 1/2"	–	8 1/4
		2500	Roller	7.00010.369	1"	1 15/16"	3 1/4"	3/4"	3 1/2"	–	8 1/4
	Roller		8.00010.369	1 1/4"	1 15/16"	3 1/4"	1"	3 1/2"	–	8 1/4	
	3"	2900	Delrin	7.00010.371	1"	1 15/16"	3 1/4"	3/4"	3 1/2"	–	9 1/2
			Roller	7.00010.379	1"	1 15/16"	3 1/4"	3/4"	3 1/2"	–	9 1/2
Roller			8.00010.379	1 1/4"	1 15/16"	3 1/4"	1"	3 1/2"	–	9 1/2	
12"	3"	3500	Delrin	7.00012.371	1"	1 15/16"	3 1/4"	3/4"	3 1/2"	–	12 1/2
			Roller	7.00012.379	1"	1 15/16"	3 1/4"	3/4"	3 1/2"	–	12 1/2
			Roller	8.00012.379	1 1/4"	1 15/16"	3 1/4"	1"	3 1/2"	–	12 1/2

Wheel Options

- Delrin Bearing Less Bushing: Specify **"WB01B"**.
- 1-Piece Delrin Bearing with Bushing (2" tread width): Specify **"WB11"**.
- 1-Piece Delrin Bearing less Bushing (2" tread width): Specify **"WB11B"**.
- Torrington style with Hytrel retainer (2" tread width): Specify **"WB19"**.
- Roller Bearing less Bushing: Specify **"WB09B"**.
- Roller bearing metal thrust & retainer washers: Specify **"WSR1"**.
- Roller bearing sealed metal retainer washer: Specify **"WSR3"**.
- Pedestal Precision Ball Bearing (PPBB): Available on 2" tread width wheels. To order change 9th digit in model number to **"5"** (Example: 5.00008.335). Also available in stainless steel, consult factory.

Cast Iron Wheels

Capacity up to 600 lbs each



This wheel should be specified when excessive load weights are involved and floor protection is not a factor. Its high strength withstands sharp impacts. Cast Iron wheels should not be used if noise is of major concern or if loads are fragile.

Temperature range: -45°F to +180°F. If metal washers specified: -45°F to + 500°F (Roller, Ball and Sleeve bearings only).

Finish: Green alkyd enamel.

Colson Cast Iron Wheels • Capacity up to 600 lbs each

Wheel Dia.	Tread Width	Capacity Each (Pounds)	Bearing	Wheel Model Number	Wheel			Spanner Bushing		Thread Guard TG1: Metal	Weight (Pounds)
					Bearing Bore	Bore Less Bearing	Hub Length	Bore	Length		
2 1/2"	1 1/4"	200	Sleeve	2.00002.12	5/8"	—	1 15/32"	3/8"	1 1/2"	TG1: 57854.01	3/4
3"	1 1/4"	200	Sleeve	2.00003.14	5/8"	—	1 15/32"	3/8"	1 1/2"	—	1 1/4
	1 1/2"	425	Delrin	3.00003.101	3/4"	1 3/16"	1 5/8"	3/8"	1 7/8"	TG1: 52250.62	2 3/8
			Roller	3.00003.109	3/4"	1 3/16"	1 5/8"	3/8"	1 7/8"		2 3/8
			Delrin	4.00003.111	3/4"	1 3/16"	1 5/8"	1/2"	2 7/16"	TG1: 57852.12	2 3/8
			Roller	4.00003.119	3/4"	1 3/16"	1 5/8"	1/2"	2 7/16"		2 3/8
3 1/2"	1 1/4"	300	Sleeve	2.00003.12	5/8"	—	1 15/32"	3/8"	1 1/2"	—	1 1/2
4"	1 1/4"	300	Sleeve	2.00004.12	5/8"	—	1 15/32"	3/8"	1 1/2"	—	2
	1 1/2"	500	Delrin	3.00004.101	3/4"	1 3/16"	1 5/8"	3/8"	1 7/8"	—	2 1/2
			Roller	3.00004.109	3/4"	1 3/16"	1 5/8"	3/8"	1 7/8"	—	2 1/2
			Delrin	4.00004.111	3/4"	1 3/16"	1 5/8"	1/2"	2 7/16"	TG1: 52007.94	2 3/8
			Roller	4.00004.119	3/4"	1 3/16"	1 5/8"	1/2"	2 7/16"		2 3/8
5"	1 1/4"	300	Sleeve	2.00005.12	5/8"	—	1 15/32"	3/8"	1 1/2"	TG1: 57551.02	2 1/4
	1 1/2"	600	Delrin	3.00005.101	3/4"	1 3/16"	1 5/8"	3/8"	1 7/8"	TG1: 52250.56	3 1/4
			Roller	3.00005.109	3/4"	1 3/16"	1 5/8"	3/8"	1 7/8"		3 1/4
			Delrin	4.00005.111	3/4"	1 3/16"	1 5/8"	1/2"	2 7/16"	TG1: 57551.05	3 1/4
			Roller	4.00005.119	3/4"	1 3/16"	1 5/8"	1/2"	2 7/16"		3 1/4
6"	1 1/2"	600	Delrin	3.00006.101	3/4"	1 3/16"	1 5/8"	3/8"	1 7/8"	—	4
			Roller	3.00006.109	3/4"	1 3/16"	1 5/8"	3/8"	1 7/8"	—	4
			Delrin	4.00006.111	3/4"	1 3/16"	1 5/8"	1/2"	2 7/16"	TG1: 57852.04	4
			Roller	4.00006.119	3/4"	1 3/16"	1 5/8"	1/2"	2 7/16"		4

Note: Some cast iron models have solid cores depending on wheel diameter. Consult factory.

Wheel Options

- Delrin Bearing Less Bushing: Specify "WB01B".
- Roller Bearing less Bushing: Specify "WB09B".
- Roller bearing metal thrust & retainer washers: Specify "WSR1".
- Roller bearing sealed metal retainer washer: Specify "WSR3".
- Pedestal Precision Ball Bearing (PPBB): Available on 1 1/2" tread width wheels. To order change 9th digit in model number to "5" (Example: 4.00004.115). Also available in stainless steel, consult factory.

Cast Iron Wheels

Capacity up to 3000 lbs each



This wheel should be specified when excessive load weights are involved and floor protection is not a factor. Its high strength withstands sharp impacts. They should not be used if noise is of major concern or if loads are fragile.

Temperature range: -45°F to +180°F. If metal washers specified: -45°F to + 500°F (Roller, Ball & Sleeve bearings only).

Finish: Green alkyd enamel.

Zerk Fitting: Zerk grease fitting in hub is standard on wheel model numbers beginning with "7" and "8".

Colson Cast Iron Wheels • Capacity up to 3000 lbs each

Wheel Dia.	Tread Width	Capacity Each (Pounds)	Bearing	Wheel Model Number	Wheel			Spanner Bushing		Thread Guard TG1: Metal	Weight (Pounds)
					Bearing Bore	Bore Less Bearing	Hub Length	Bore	Length		
4"	2"	1000	Delrin	5.00004.131	3/4"	13/16"	23/16"	1/2"	27/16"	TG1: 52007.94	35/8
			Roller	5.00004.139	3/4"	13/16"	23/16"	1/2"	27/16"		35/8
5"	2"	1000	Delrin	5.00005.131	3/4"	13/16"	23/16"	1/2"	27/16"	TG1: 57551.05	5 1/8
			Roller	5.00005.139	3/4"	13/16"	23/16"	1/2"	27/16"		5 1/8
	2 1/2"	2000	Delrin	7.00005.161	1"	115/16"	3 1/4"	3/4"	3 1/2"	-	8 1/2
			Roller	7.00005.169	1"	115/16"	3 1/4"	3/4"	3 1/2"	-	8 1/2
			Roller	8.00005.169	1 1/4"	115/16"	3 1/4"	1"	3 1/2"	-	8 1/2
6"	2"	1500	Delrin	5.00006.131	3/4"	13/16"	23/16"	1/2"	27/16"	-	5 3/4
			Roller	5.00006.139	3/4"	13/16"	23/16"	1/2"	27/16"	-	5 3/4
	2 1/2"	1600	Roller	6.00006.169	3/4"	13/16"	23/4"	1/2"	3"	-	9
			Delrin	7.00006.161	1"	115/16"	3 1/4"	3/4"	3 1/2"	-	10 3/4
		2500	Roller	7.00006.169	1"	115/16"	3 1/4"	3/4"	3 1/2"	-	10 3/4
			Roller	8.00006.169	1 1/4"	115/16"	3 1/4"	1"	3 1/2"	-	10 3/4
8"	2"	1500	Delrin	5.00008.131	3/4"	13/16"	23/16"	1/2"	27/16"	-	8 1/2
			Roller	5.00008.139	3/4"	13/16"	23/16"	1/2"	27/16"	-	8 1/2
	2 1/2"	1600	Roller	6.00008.169	3/4"	13/16"	23/4"	1/2"	3"	-	13
			Delrin	7.00008.171	1"	115/16"	3 1/4"	3/4"	3 1/2"	-	17 1/4
	3"	2500	Roller	7.00008.179	1"	115/16"	3 1/4"	3/4"	3 1/2"	-	17 1/4
			Roller	8.00008.179	1 1/4"	115/16"	3 1/4"	1"	3 9/16"	-	17 1/2
10"	2 1/2"	1600	Roller	6.00010.169	3/4"	13/16"	23/4"	1/2"	3"	-	18
			Delrin	7.00010.171	1"	115/16"	3 1/4"	3/4"	3 1/2"	-	20 1/2
	3"	2500	Roller	7.00010.179	1"	115/16"	3 1/4"	3/4"	3 1/2"	-	20 1/2
			Roller	8.00010.179	1 1/4"	115/16"	3 1/4"	1"	3 1/2"	-	20 1/2
12"	3"	2500	Delrin	7.00012.171	1"	115/16"	3 1/4"	3/4"	3 1/2"	-	23 1/2
			Roller	7.00012.179	1"	115/16"	3 1/4"	3/4"	3 1/2"	-	23 1/2
		3000	Roller	8.00012.179	1 1/4"	115/16"	3 1/4"	1"	3 1/2"	-	23 1/2

Wheel Options

- Delrin Bearing Less Bushing: Specify "WB01B".
- 1-Piece Delrin Bearing with Bushing (2" tread width): Specify "WB11".
- 1-Piece Delrin Bearing less Bushing (2" tread width): Specify "WB11B".
- Torrington style with Hytrel retainer (2" tread width): Specify "WB19".
- Roller Bearing less Bushing: Specify "WB09B".
- Roller bearing metal thrust & retainer washers: Specify "WSR1".
- Roller bearing sealed metal retainer washer: Specify "WSR3".
- Pedestal Precision Ball Bearing (PPBB): Available on 2" tread width models. To order change 9th digit to "5" (Example: 5.00006.135). Also available in stainless steel, consult factory.

Forged Steel Wheels



Capacity up to 4500 lbs each



This wheel is for exceptionally heavy duty service where floor protection is not a factor. Forged steel wheels have almost unbreakable construction, great wear resistance and take shock impacts very well in power drawn service. They should not be used if noise is of major concern or if loads are fragile.

Temperature range: -45°F to +180°F. If metal washers specified: -45°F to + 500°F (Roller bearings only).

Finish: Green alkyd enamel.

Zerk Fitting: Zerk grease fitting in hub on 2 1/2" and 3" tread width wheels.

Colson Forged Steel Wheels • Capacity up to 4500 lbs each

Wheel Dia.	Tread Width	Capacity Each (Pounds)	Bearing	Wheel Model Number	Wheel			Spanner Bushing		Thread Guard TG1: Metal	Weight (Pounds)
					Bearing Bore	Bore Less Bearing	Hub Length	Bore	Length		
4"	1 1/2"	1400	Delrin	5.00004.211	3/4"	1 3/16"	2 3/16"	1/2"	2 7/16"	—	3
			Roller	5.00004.219	3/4"	1 3/16"	2 3/16"	1/2"	2 7/16"	—	3
5"	2"	1500	Delrin	5.00005.231	3/4"	1 3/16"	2 3/16"	1/2"	2 7/16"	TG1: 57551.05	5
			Roller	5.00005.239	3/4"	1 3/16"	2 3/16"	1/2"	2 7/16"		5
6"	2"	1700	Delrin	5.00006.231	3/4"	1 3/16"	2 3/16"	1/2"	2 7/16"	—	6
			Roller	5.00006.239	3/4"	1 3/16"	2 3/16"	1/2"	2 7/16"	—	6
	2 1/2"	4000	Delrin	7.00006.261	1"	1 15/16"	3 1/4"	3/4"	3 1/2"	—	10 1/2
			Roller	7.00006.269	1"	1 15/16"	3 1/4"	3/4"	3 1/2"	—	10 1/2
			Roller	8.00006.269	1 1/4"	1 15/16"	3 1/4"	1"	3 9/16"	—	10 1/2
			Roller	8.00006.269	1 1/4"	1 15/16"	3 1/4"	1"	3 9/16"	—	10 1/2
8"	3"	4500	Delrin	7.00008.271	1"	1 15/16"	3 1/4"	3/4"	3 1/2"	—	21
			Roller	7.00008.279	1"	1 15/16"	3 1/4"	3/4"	3 1/2"	—	21
			Roller	8.00008.279	1 1/4"	1 15/16"	3 1/4"	1"	3 9/16"	—	21
10"	3"	4500	Delrin	7.00010.271	1"	1 15/16"	3 1/4"	3/4"	3 1/2"	—	30
			Roller	7.00010.279	1"	1 15/16"	3 1/4"	3/4"	3 1/2"	—	30
			Roller	8.00010.279	1 1/4"	1 15/16"	3 1/4"	1"	3 9/16"	—	30


Wheel Options

- Delrin Bearing Less Bushing: Specify **"WB01B"**.
- 1-Piece Delrin Bearing with Bushing (2" tread width): Specify **"WB11"**.
- 1-Piece Delrin Bearing less Bushing (2" tread width): Specify **"WB11B"**.
- Torrington style with Hytrel retainer (2" tread width): Specify **"WB19"**.
- Roller Bearing less Bushing: Specify **"WB09B"**.
- Roller bearing metal thrust & retainer washers: Specify **"WSR1"**.
- Roller bearing sealed metal retainer washer: Specify **"WSR3"**.
- Pedestal Precision Ball Bearing (PPBB): Available on 1 1/2" and 2" tread width wheels. To order change 9th digit in model number to **"5"** (Example: 5.00006.235). Also available in stainless steel, consult factory.

V-Groove Wheels



Capacity up to 6000 lbs each



V-Groove wheels are for track or floor operation on inverted angle iron track in production lines. They are also used with hand or conveyor trucks.

V-Groove surface and face are machine finished. These wheels handle loads from 800 to 6,000 lbs. per wheel.

Designed for floor operation, or for track mounted flush or on top of floors, the wheel gives greater flexibility and better use of available floor space. Curves and switches may be used in track operation. Wheels are cast with reinforced section at maximum stress points. The type of track layout and casters are dependent upon floor conditions, area, distance and load. Consult your local Colson representative for advice on the proper caster for the most economic and efficient handling of your particular application.

Temperature range: -45°F to +180°F. If metal washers specified: -45°F to +500°F (Roller bearing only).

Finish: Green alkyd enamel.

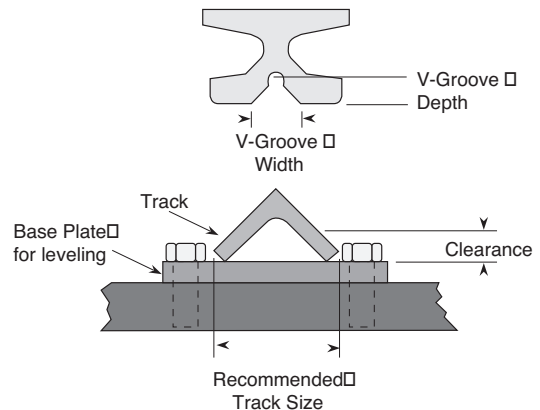
Colson V-Groove Wheels • Capacity up to 6000 lbs each

Wheel Dia.	Tread Width	Capacity Each (Pounds)	Bearing	Wheel Model Number	Wheel			Spanner Bushing		Thread Guard TG1: Metal	Weight (Pounds)
					Bearing Bore	Bore Less Bearing	Hub Length	Bore	Length		
4"	2"	800	Delrin	5.00004.731	3/4"	13/16"	23/16"	1/2"	27/16"	TG1: 57852.07	37/8
			Roller	5.00004.739	3/4"	13/16"	23/16"	1/2"	27/16"		37/8
6"	2"	1200	Delrin	5.00006.731	3/4"	13/16"	23/16"	1/2"	27/16"	-	61/4
			Roller	5.00006.739	3/4"	13/16"	23/16"	1/2"	27/16"	-	61/4
	2 1/2"	2500	Delrin	7.00006.761	1"	115/16"	31/4"	3/4"	31/2"	-	91/4
			Roller	7.00006.769	1"	115/16"	31/4"	3/4"	31/2"	-	91/4
	3"	6000	Roller	7.00006.789*	1"	27/16"	31/4"	3/4"	31/2"	-	20
8"	3"	2500	Delrin	7.00008.771	1"	115/16"	31/4"	3/4"	31/2"	-	131/2
			Roller	7.00008.779	1"	115/16"	31/4"	3/4"	31/2"	-	131/2

*The 6" x 3" V-Groove wheel is forged steel. All other models are cast iron.

Wheel Dia.	Tread Width	V-Groove Width	V-Groove Depth	Recommended Track Size	Clearance
4"	2"	3/4"	3/8"	1 1/2" x 1 1/2"	13/16"
6"	2"	3/4"	3/8"	1 1/2" x 1 1/2"	13/16"
	2 1/2"	3/4"	3/8"	1 1/2" x 1 1/2"	13/16"
	3"	1 3/8"	11/16"	2" x 2"	13/16"
8"	3"	3/4"	3/8"	2" x 2"	11/16"

Recommended track size and clearance dimensions are in the chart above. The base plate may be mounted directly to floor or to a cement grouting for leveling track if necessary because of uneven floor conditions.



Wheel Options

- Delrin Bearing Less Bushing: Specify "WB01B".
- 1-Piece Delrin Bearing with Bushing (2" tread width): Specify "WB11".
- 1-Piece Delrin Bearing less Bushing (2" tread width): Specify "WB11B".
- Torrington style with Hytrel retainer (2" tread width): Specify "WB19".
- Roller Bearing less Bushing: Specify "WB09B".
- Roller bearing metal thrust & retainer washers: Specify "WSR1".
- Roller bearing sealed metal retainer washer: Specify "WSR3".
- Pedestal Precision Ball Bearing (PPBB): Available on 2" tread width wheels. To order change ninth digit in model number to "5" (Example: 5.00006.735). Also available in stainless steel, consult factory.

Brakes



1 Series Side Lock Brake

Capacity up to 145 lbs each

The ends of the brake spring are crimped so they grab the wheel at four contact points, which provides extra holding power on a variety of wheel surfaces. This side locking brake is easily operated with foot action and

available on 3", 4", and 5" caster models. 1 Series brakes cannot be used with thread guards. To order this brake with a caster specify "BRK 3" (See pages 10-19). To field install this brake, see kit numbers.

Wheel Dia.	Kit Number	Swivel Radius
(75 lbs Capacity Models)		
3"	11.3000	2 11/16"
(145 lbs Capacity Models)		
3"	11.3200	3"
4"	11.4200	3 9/16"
5"	11.5200	4 1/16"



2 Series Total Lock® Brake

Capacity up to 325 lbs each

Colson's Total Lock brake locks the wheel and swivel simultaneously. The brake design features durable metal construction with a thermoplastic pedal and provides virtually maintenance free operation. The brake is easily

operated with foot action. It works on 3 1/2", 4" and 5" 2 Series zinc plated caster models. To order this brake with a caster, specify "BRK5" (see pages 20-33). To field install the brake, see kit numbers.

Wheel Dia.	Kit Number	Swivel Radius
3 1/2"	52023.03	4 9/16"
4"	52023.04	4 5/8"
5"	52023.05	4 11/16"



2 Series Top Lock Brake

Capacity up to 325 lbs each

Colson Top Lock brakes provide positive braking action on all types of wheels. A special cam activated brake mechanism locks firmly and is easy to engage and disengage.

To order the brake with a caster, specify "BRK1" (see pages 20-33). To field install the brake, see kit numbers.

Wheel Dia.	Kit Number	Swivel Radius
2 1/2"	52023.62	3 13/16"
3"	52020.96	3 5/8"
3 1/2"	52020.93	3 5/8"
4"	52020.94	3 11/16"
5"	52023.65	3 15/16"

Kit includes solid axle.



2 Series Top Lock Brake (Stainless Steel)

Capacity up to 325 lbs each

Constructed of polished stainless steel, Colson's 2 Series Stainless Steel Top Lock brake provides positive, reliable braking under a variety of harsh operating conditions. Compatible with 2 Series Stainless

Steel swivel kingpin forks only. To order with a caster, specify "BRK1" (see page 36). To field install the brake, see kit numbers. This brake is not recommended for high-temp applications.

Wheel Dia.	Kit Number	Swivel Radius
3"	05214.87	2 9/16"
3 1/2"	05214.88	3 1/16"
4"	05214.89	3 5/8"
5"	05214.90	4 1/16"



2 Series Total Lock® Brake (Stainless Steel)

Capacity up to 325 lbs each

This brake is constructed of durable stainless steel and ideally suited for wet or corrosive conditions. Heavy loads are held securely with the simple toe operation. The swivel radius of the caster is 5" including the brake.

Available on all 2 Series Stainless Steel swivel kingpin forks. **The brake's riveted design is not field installable.** To order it with a caster, specify "BRK4" (see page 36).

Brakes



2 Series Directional Lock

Capacity to 325 lbs each

Lock the swivel for straight tracking on all 2 Series zinc plated top plate swivel casters. The foot-activated directional lock engages simply and securely into lead or trailing position and is compatible with a full range of wheels. The swivel radius is 4 3/16" for 2 1/2", 3", and

3 1/2" and 4 15/16" for 4" and 5" models. **The directional lock is not field installable.** To order with caster, change the 4th digit of the caster model number to "1" (example: 2.05156.91). See pages 20-21.



2 Series Tech Lock® Brake (Stainless Steel)

Capacity up to 325 lbs each

Constructed of durable, light-weight engineered thermoplastics, this brake is ideally suited for wet or corrosive conditions. The simple toe operation holds heavy loads securely. And, an advanced design brake pad holds a

variety of wheel types. With only two moving parts, the brake is virtually maintenance free. Temperature range: -30°F to +250°F. To order on a caster, specify "BRK2" (see page 36). To field install this brake, see kit numbers.

Wheel Dia.	Kit Number	Swivel Radius
4"	05215.44	5 5/8"
5"	05215.45	6 1/8"



2 Series LoPro Side Lock Brake

Capacity up to 210 lbs each

The LoPro brake design places a positive locking force against the wheel hub to hold loads securely. A large foot pedal makes the brake easy to operate and provides easy foot placement.

This brake is not field installable and

is only available on the 3" model. The swivel radius of the caster is 2 11/16" including the brake. To order this brake with a caster, specify "BRK3." See page 35.



3 Series Top Lock Brake

Capacity up to 800 lbs each

Available with all swivel casters in the 3 Series line. Colson's Top Lock brake gives positive braking action on all types of wheels by engaging a rubber brake shoe directly against the tread surface of the wheel. A self-compensating spring maintains the effectiveness of the

brake throughout the life of the wheel. Thread guards can also be used with this brake. The brake pedals are rugged .090 steel & zinc plated. To order on a caster, specify "BRK1". See pages 38-41.

Wheel Dia.	Kit Number	Swivel Radius
3"	05210.14	3 11/16"
4"	05210.05	3 13/16"
5"	05225.61	4 1/8"
6"	05225.62	4 5/8"



4 Series Side Lock Brake

Capacity up to 1400 lbs each

Colson's 4 Series Side Lock brake design places a positive locking force against the wheel hub to hold loads securely. The larger foot pedal makes the brake easier to operate, provides better foot placement, and can be actuated from either end of the pedal for greater convenience. This brake is

available on Colson 4 Series kingpin casters (2" tread width) equipped with roller bearings or one-piece Delrin bearing models only. To order the brake with a caster specify, "BRK3" (see pages 42-43). To field install the brake, see kit numbers. US. Patent 5,402,864.

Wheel Dia.	Kit Number
4"-5"	05128.30 ¹ 05128.32 ^{2*}
6"-8"	05128.29 ¹ 05128.31 ^{2*}

Wheel Brakes Work On

¹Nylon, Moldon Polyurethane, Moldon Rubber, Steel, Phenolic

²Performa, Polyolefin, Polyurethane Hi-Tech, Endura, Maxim, Thermo, Trans-forma

*Includes Torrington-style roller bearing.

4 Series Stainless steel side lock brake kits: On one-piece Delrin bearing wheel models #05214.24; On roller bearing wheel models #05214.30. See pages 46-47.



4 & 6 Series Enforcer Side Lock Brake

Capacity up to 1500 lbs each

This Side Lock brake is designed for Colson 4 & 6 Series Enforcer casters to accommodate a thicker leg. The brake places a positive locking force against the wheel hub to hold heavy loads securely. A larger foot pedal makes the brake easier to operate and provides better foot placement. The brake can be actuated from either end

of the pedal for greater convenience and is available on Colson 4 & 6 Series Enforcer casters with wheels that are roller or one-piece Delrin bearing equipped only. To order the brake with a caster, specify "BRK3" (see pages 50-51 and 54-55). To field install the brake, see kit numbers.

Wheel Dia.	Kit Number
4"-5"	05128.40 ¹ 05128.42 ^{2*}
6"-8"	05128.39 ¹ 05128.41 ^{2*}

Wheel Brakes Work On

¹Nylon, Moldon Polyurethane, Moldon Rubber, Steel, Phenolic

²Performa, Polyolefin, Polyurethane HI-Tech, Endura, Maxim, Thermo, Trans-forma

*Includes Torrington-style roller bearing.



4 Series Top Lock Brake

Capacity up to 1250 lbs each

Colson 4 Series forks include a special notch for easy installation of Top Lock brakes. The brake is cost effective and provides reliable braking under a variety of operating conditions. Colson 4 Series Top Lock brakes are available

on 4 series casters except models with 3 1/4" or V-Groove wheels. To order it with a caster, specify "BRK7" (see pages 42-45). To field install the Top Lock brake, see kit numbers.

Wheel Dia.	Kit Number	Swivel Radius
4"	05944.14	3 ⁹ / ₁₆ "
5"	05944.15	4 1/4"
6"	05944.16	5"
8"	05944.18	6 1/2"



4 Series Top Lock Brake (Stainless Steel)

Capacity up to 1250 lbs each

Constructed of polished stainless steel, Colson's 3-piece 4 Series Stainless Steel Top Lock brake provides positive, reliable braking under a variety of harsh operating conditions. The brake is compatible

with 4 Series Stainless Steel swivel forks only. To order this brake with a caster, specify "BRK7" (see pages 46-47). To field install the Top Lock brake, see kit numbers.

Wheel Dia.	Kit Number	Swivel Radius
4"	05214.74	4 7/8"
5"	05214.75	5 1/8"
6"	05214.76	5"
8"	05214.78	6 1/2"



4 Series Swivel Tech Lock® Brake

Capacity up to 1250 lbs each

Constructed of durable, light-weight engineered thermoplastics, this brake is ideally suited for wet or corrosive conditions. The simple toe operation holds heavy loads securely. With an advanced brake pad design, the brake is compatible with a variety of wheel types. The Tech Lock brake provides virtually maintenance free

operation with only two moving parts. Temperature range: -30°F to +250°F. To order the brake with a caster, specify "BRK2" (see pages 42-47). To field install the brake, see kit numbers. This brake is available on most 4 Series casters, except with a Swivel Lock or 4 Series Enforcer models. U.S. Patent 288285.

Wheel Dia.	Kit Number Standard	Kit Number Stainless	Swivel Radius
4"	05944.44	05944.94	6 ⁹ / ₃₂ "
5"	05944.45	05944.95	6 ⁵ / ₈ "
6"	05944.46	05944.96	7 ³ / ₈ "
8"	05944.48	05944.98	8 7/16"

Brakes



4 Series Rigid Tech Lock® Brake

Capacity up to 1250 lbs each

Specially engineered for rigid caster models only, the contemporary design features thermoplastic construction to resist rust and corrosion. A grip ridge for the mechanical

lock securely fastens the Tech Lock brake to the fork. To order this brake with a caster, specify "BRK2" (see pages 42-47).

Wheel Dia.	Kit Number Standard	Kit Number Stainless	Swivel Radius
6"	05944.86	05944.87	7 3/8"



4 Series Total Lock® Brake

Capacity up to 1250 lbs each

With a press of the foot, lock both the wheel and swivel in any position. The low angle pedal design makes foot access easy for convenient operation, and the contemporary design features thermoplastic construction to resist rust and corrosion. This brake is not

available on 4 Series Enforcer models or with 3-1/4" diameter and V-Groove wheels. A grip ridge for the mechanical lock securely fastens the brake to the fork. To order with a caster, specify "BRK4" (see pages 42-45).

Wheel Dia.	Kit Number	Swivel Radius
4"	05906.12	6 5/8"
5"	05906.11	7 1/16"
6"	05906.09	7 3/8"
8"	05906.13	8 1/2"



4 & 6 Series Tread Lock Brake

Capacity up to 1500 lbs each

Available on 4 and 6 Series casters, this adjustable brake can be installed in the field or ordered assembled onto the caster. The toe activated brake features positive engagement via rubber faced plate. This

brake is not available with V-groove wheel models or 2-1/2" tread width wheels. To order it with a caster specify, "BRK1" (see pages 40-45, 50-55). To field install the brake, see kit numbers.

Wheel Dia.	Kit Number	Standard 4 Series Swivel Radius	Standard 6 Series Swivel Radius	4 & 6 Series Enforcer Swivel Radius
4"	05944.24	5 5/16"	5 3/8"	5 3/16"
5"	05944.25	6 5/8"	6 9/16"	6 1/2"
6"	05944.26	7 5/16"	7 1/8"	6 7/8"
8"	05944.28	8 1/2"	8 9/16"	8 3/8"

Replacement Brake Pad Model Number: 59044.45



7 & 8 Series Enforcer® Tread Lock Brake

Capacity up to 4500 lbs each

This toe activated Tread Lock brake features positive engagement via a single rubber faced plate. It is available on 7 & 8 Series Enforcer casters, except on

V-Groove wheel models. To order with a caster, specify "BRK1" (see pages 58-61). To field install the brake, see kit numbers.

Wheel Dia.	Kit Number	7 & 8 Series Enforcer Swivel Radius*
6"	05329.99	8 3/4"
8"	05329.39	9 3/4"
10"	05329.40	10 3/4"
12"	05329.41	11 3/4"

*Standard load height only.



4-8 Series Swivel Locks

Capacity up to 6000 lbs each

Swivel locks quickly convert swivel casters to rigid casters for straight-line tracking. A spring-loaded, hand operated plunger is engaged to fit into slots on the swivel raceway. To engage the lock, simply pull out plunger and turn until spring action inserts plunger in notches on raceway. To disengage the


lock, simply pull out the plunger and turn so plunger is not inserted in notches on raceway. **Colson offers 3 types of hand operated swivel locks: Welded, Bolt-On and Kingpinless.**



Welded Models

Series	Mounting Code
4 Series (Standard)	MTG51
4 Series (w/ MTG2 Top Plate)	MTG52
4 Series (w/ MTG4 Top Plate)	MTG54
6 Series (Standard)	MTG52

Welded Swivel Locks: Colson's welded swivel locks are factory installed only. They lock in 90° intervals on 4 and 6 Series casters. To order the lock, see the "Welded Models" chart.



Bolt-On Models

Series	Mounting Code	Field Install Model No.
4 Series (Standard)	MTG61	05213.61
4 Series (w/ MTG2 Top Plate)	MTG62	05213.62
4 Series (w/ MTG4 Top Plate)	MTG64	05213.64
6 Series (Standard)	MTG62	05256.62


Bolt-On Swivel Locks: The bolt-on swivel locks are field installable only but require that the fork yoke base have notches at 90° intervals. They are available on 4-6 Series casters. To order the lock, see the "Bolt-On Models" chart.



Kingpinless Models

Series	Mounting Code	Field Install Model No.
4 & 6 Series Enforcer (Standard)	MTG61	05213.61
6 Series Enforcer (w/ MTG4 Top Plate)	MTG64	05213.64
7 & 8 Series Enforcer (Standard)	MTG61	05278.61
7 & 8 Series Enforcer (w/ MTG2 Top Plate)	MTG62	05278.62
8 Series Enforcer (w/ MTG3 Top Plate)	MTG63	05278.63

Kingpinless Swivel Locks: Colson Kingpinless Enforcer casters have notches in the raceway, so it is possible to field install swivel locks for kingpinless models. They lock in 90° intervals. Simply bolt the swivel lock on when you install on equipment. This swivel lock is available on 4, 6, 7 and 8 Series Enforcer casters. To order the lock, see the "Kingpinless Models" chart.



Foot Activated Swivel Locks

Capacity to 1500 lbs each

No more back strain from bending down to activate a swivel lock. When the foot pedal is in the "up" position, a stainless steel spring forces a pin into one of the four slots on the swivel fork. This effectively locks the swivel in one of four positions at 90° intervals. To disengage the lock, simply press down on the foot pedal for free swiveling action. It's that easy! With this innovative product, you can quickly and easily convert swivel casters to rigid casters for straight-line tracking. When you need greater maneuverability, you can quickly convert from the rigid position back to full swivel. Quick. Easy. Less stress and strain. The Colson Ergonomic Advantage™.

NOTE: Foot Activated Swivel Lock is field installable but requires notches in caster fork yoke base at 90° intervals.

Series	Mounting Code	Field Install Model No.
4 Series Swivel Top Plate (1 1/2" tread width)*	MTG81	05213.66
4 Series Swivel Top Plate (2" tread width)*	MTG81	05213.66
4 Series Enforcer Kingpinless Swivel Top Plate*	MTG81	05213.66
4 Series Stainless Steel Swivel Top Plate*	MTG81	05213.67

*4" x 4 1/2" Standard top plate only.

Fork Options



DirtBan Swivel Seals

Keep dirt out and lube in for longer caster life.

Seals are recommended for applications where casters and equipment are exposed to regular washings such as hospitals, food processing plants, restaurants, meat packaging plants, laundries, bakeries and more. The seals keep dirt out of the swivel raceway and lubricant in. Colson polyurethane DirtBan seals help casters run smoother and last longer with very little drag on

the swivel action. They offer a high resistance to grease, oils, chemicals, detergents and water. To order on a caster, specify "**SEAL**". To field install the seals, simply remove the caster wheel and place seals in the upper and lower raceway. No special tools are needed. The DirtBan swivel seals are available on 2 and 4 Series casters. To field install the seals, see chart.

Series	Kit Number
2 Series Swivel	52020.90
4 Series Swivel Upper Raceway	51000.77
4 Series Swivel Lower Raceway	51001.76



2 & 3 Series Dust Caps

Protects swivel raceway from harmful debris.

Keep dust and debris out of the raceway for smoother operation and longer service life. Dust caps are available on 2 and 3 Series models

only. To order the dust caps with a caster, specify "**DC1**". **Dust caps are not field installable.**

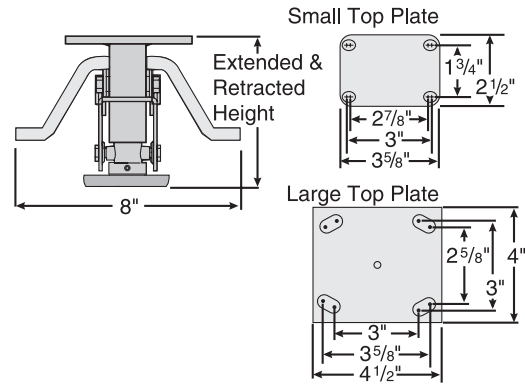
Floor Lock Brakes



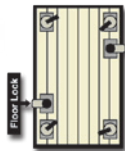
Features

- Heavy duty industrial strength construction
- Durable, high-compression spring for heavy loads
- Foot pedal easily activates lock with foot pressure
- Conveniently located release bar retracts brake instantly with slight toe pressure to either side of the bar
- Non-slip, non-skid rubber brake pad holds securely on smooth or irregular floor. Designed for use on level surfaces.
- Attractive zinc plated finish

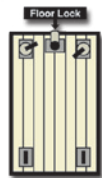
Top Plate Dimensions



Floor Lock Brake Installation



Recommended Floor Lock mounting position using four swivel casters.



Recommended Floor Lock mounting position using two swivel and two rigid casters.

Colson Floor Lock Brakes are designed for use on level surfaces and are not recommended for use on inclined surfaces. It is important to select a floor lock model that clears the floor when retracted. To adapt a floor lock brake to your present equipment, select a model with an extended height 1/16" to 1/4" greater than the overall height of the caster.

Floor Lock Specifications

2 1/2" x 3 5/8" TOP PLATE MODELS (2 & 3 Series Casters)

MODEL NO.	9.06002.03	9.06253.04	9.06002.05
Extended Height A	4 ¹⁵ / ₁₆ "	5 ¹⁷ / ₃₂ "	6 ⁷ / ₃₂ "
Retracted Height B	3 ⁷ / ₈ "	4 ¹ / ₂ "	5 ¹¹ / ₆₄ "
Top Plate Size	2 ¹ / ₂ " x 3 ⁵ / ₈ "		
Bolt Hole Spacing	1 ³ / ₄ " x 2 ⁷ / ₈ " to 3"		
Bolt Hole Size	5 ⁵ / ₁₆ " Slotted		
Weight	2 ³ / ₄ lbs.	2 ³ / ₄ lbs.	2 ³ / ₄ lbs.
Used with Caster Fork Model Numbers	2.03208 2.03256 3.00308 3.00317	2.04208 2.04256 3.00408 3.00417	2.05008 2.05256

4" x 4 1/2" TOP PLATE MODELS (3, 4 & 6 Series Casters)

9.06045.04	9.06253.05	9.06045.06	9.06025.08
5 ⁷ / ₈ "	6 ⁴³ / ₆₄ "	7 ¹ / ₄ "	9 ²³ / ₃₂ "
4 ¹⁵ / ₁₆ "	5 ³⁵ / ₆₄ "	6 ²¹ / ₃₂ "	8 ⁵ / ₈ "
4" x 4 1/2"			
3" x 3" to 2 ⁵ / ₈ " x 3 ⁵ / ₈ "			
3 ³ / ₈ " Slotted			
3 1/2 lbs.	4 1/2 lbs.	4 1/2 lbs.	4 3/4 lbs.
4.04108	3.00508	3.00608	4.08198
4.04109	3.00517	3.00617	4.08199
4.04408	4.05108	4.06108	4.08499
4.04409	4.05109	4.06109	4.08299
4.04189	4.05408	4.06408	4.08189
6.04208	4.05409	4.06409	6.08258
6.04209	4.05189	4.06189	6.08259
6.04279	6.05208	6.06208	6.08298
	6.05209	6.06209	6.08299
	6.05279	6.06258	
		6.06259	
		6.06299	



Easy to engage.



Easy to disengage.


Floor Lock Replacement Pad
34013.26

Bumpers

Corner / Continuous Bumpers

Grey corner bumpers with matching strip bumpers provide 100% protection to the full perimeter of equipment. Strip bumpers are made with flat steel inserts for permanent attachment. Inserts in strip bumpers are not predrilled. They can be easily cut to size with a hacksaw and drilled as needed.

Temperature Range: -45°F to 180°F.



Model Number	Steel Inserts	Length		Width	Thickness	Mounting Holes
		Long Side	Short Side			
06926	Insert Pre-drilled	6 ³ / ₁₆ "	3 ¹ / ₁₆ "	1 ¹ / ₂ "	1 ¹ / ₈ "-1 ³ / ₄ "	2(¹⁷ / ₆₄ " in 6" side 1(¹⁷ / ₆₄ " in 3" side
9.6930*	Insert	Specify (16 ft. max., 1ft. inc.)		1 ¹ / ₂ "	1"	—
66930	No Insert	Specify (50 ft inc.)		1 ¹ / ₂ "	1"	—
06906	Insert	2 ⁵ / ₈ " each side		1 ¹ / ₈ "	1"	2(¹³ / ₆₄ " each side
9.6914*	Insert	Specify (16 ft. max. 1ft. inc.)		1 ¹ / ₈ "	1"	—
66914	No Insert	Specify (50 ft inc.)		1 ¹ / ₈ "	1"	—
06905	Insert Pre-drilled	2 ¹ / ₂ " each side		3/4"	3/4"	2(1/8" each side
9.6913*	Insert	Specify (20 ft. max. 1ft. inc.)		3/4"	5/8"	—
66913	No insert	Specify (50 ft inc.)		3/4"	5/8"	—

*Strip bumper with insert available in 10, 12, 16 and 20 ft. pre-cut lengths. Consult factory.

End Bumpers

Generally used on the ends of tubular handles. Available in 3¹/₄" and 1³/₄" diameters. Easily attached, they are soft enough to absorb noise and shock but hard enough to wear for years.

Model Number	Dia.	Hole Dia.	Thickness
06901	3 ¹ / ₄ "	1 ¹ / ₃₂ "	7/8"
06901.01	1 ³ / ₄ "	9/32"	1/2"



Corner Bumpers

A heavy duty bumper with an extra rounded build-up on the apex of the corner where shocks and wear are greatest. Ends are tapered and rounded. Each side is 3" long and 1¹/₈" wide at the base.

Model Number	Thickness at Corner	Thickness at Ends	Mounting Holes
06927	1 ⁵ / ₁₆ "	1"	2 (3/16") on each side



Replacement Parts

Roller Bearing



Wheel Series	Part Number	Roller Bearing I.D. X O.D. X Length (INCHES)
2 SERIES 2.00002.319, 2.00003.309	52007.93	5/8 X 1 1/16 X 1 1/4
3 and 4 SERIES (1 1/2" Tread Width) 1 1/2" Tread Width Wheels With 1 5/8" Hub Length	55000.05	3/4 X 1 3/16 X 1 7/16
4 and 5 SERIES Plastic Cage 2" Tread Width Wheels With 2 3/16" Hub Length	55000.23	3/4 X 1 3/16 X 1 7/8
4 and 5 SERIES Metal Cage 2" Tread Width Wheels With 2 3/16" Hub Length	32084.30	3/4 X 1 3/16 X 1 7/8
4 and 5 SERIES Stainless Steel Cage 2" Tread Width Wheels With 2 3/16" Hub Length	32086.31	3/4 X 1 3/16 X 1 7/8
6 SERIES 2 1/2" Tread Width Wheels With 2 3/4" Hub Length	55000.06	3/4 X 1 3/16 X 2 1/2
7 SERIES 3" Tread Width Wheels With 3 1/4" Hub Length	52001.96	1 X 1 15/16 X 3
8 SERIES 3" Tread Width Wheels With 3 1/4" Hub Length	52002.02	1 1/4 X 1 15/16 X 3

Precision Ball Bearing for Hand Truck



Wheel Series	Part Number	Roller Bearing I.D. X O.D. X Length (INCHES)
5 Series Hand Truck Wheels All 8" x 2" Wheels with 1 3/4" & 2" Hub Length Less Bearing	57703.16	3/4 X 1 3/8 X 7/16
	57703.15	5/8 X 1 3/8 X 7/16
4 Series Hand Truck Wheels All 8" x 1 1/2" Wheels with 1 1/2" & 1 5/8" Hub Length Less Bearing	57703.16	3/4 X 1 3/8 X 7/16
	57703.15	5/8 X 1 3/8 X 7/16

Bronze Bearing



Wheel Series	Part Number
5 Series Wheels 2" Tread Width Wheels with 1 3/16" bore less bearing and 2 3/16" Hub Length Less Bearing	52014.96

Note I.D. is 3/4". Bronze bearings use standard 5 Series Spanner Bushing (52000.08).

Delrin Bearing



Wheel Series	Part Number
2 SERIES	52008.48 (2 required)
3, 4, 5 SERIES	58037.15 (2 required)-White
5 SERIES 2" Tread Width Wheels With 2 3/16" Hub Length	58037.07 (1-piece)
7 SERIES 3 1/4" Hub Length	58037.09 (2 required)
8 SERIES	34023.92 (2 required)

Pedestal Precision Ball Bearing



Wheel Series	Part Number	Roller Bearing I.D. X O.D. X Length (INCHES)
3 Series 1 1/2" Tread Width Wheels with 1 5/8" Hub Length Less Bearing	57703.13	3/8 X 1 3/16 X 1 5/16
4 Series 1 1/2" Tread Width Wheels with 1 5/8" Hub Length Less Bearing	57703.12	1/2 X 1 3/16 X 1 5/16
5 Series 2" Tread Width Wheels with 2 3/16" Hub Length Less Bearing	57703.11	1/2 X 1 3/16 X 1 1/8
5 Series Stainless Steel 2" Tread Width Wheels with 2 3/16" Hub Length Less Bearing	57703.14	1/2 X 1 3/16 X 1 1/8

Torrington-Style Roller Bearing



Wheel Series	Part Number
5 Series 2" Tread Width Wheels with 2 3/16" Hub Length	55000.22

Replacement Parts

Axle Kits



CASTER SERIES	PART NUMBER	AXLE DIA. X LENGTH (INCHES)
1 SERIES (145 lb cap.)/Less Brake	05954.36	5/16 X 1 1/2
1 SERIES (145 lb cap.)/With Brake	05954.07	5/16 X 1 5/8
2 SERIES/Less Brake	05954.12	3/8 X 2 3/32
2 SERIES/With Zerk Axle and Total Lock Brake	05954.64	3/8 X 2 1/16
2 SERIES/With Zerk Axle Less Brake	05954.69	3/8 X 2 3/32
3 SERIES/Less Brake	05225.52	3/8 X 2 1/2
3 SERIES/With Zerk Axle	05954.65	3/8 X 2 1/2
3 SERIES/With Brake	05954.63	3/8 X 2 3/4
4 SERIES/2 1/2" Leg Spacing	05953.76	1/2 X 3 3/8
4 SERIES/With Metal Brake	05944.20	1/2 X 3 1/16
4 SERIES/With TECH-LOCK® Brake	05944.20	1/2 X 3 1/16
4 Series Stainless Steel	05214.22	1/2 X 3 3/8
4 Series Stainless Steel/With Brake	05214.23	1/2 X 3 3/8
6 SERIES/2 1/2" Leg Spacing	05953.76	1/2 X 3 3/8
6 SERIES/2 1/2" Leg Spacing With Brake	05944.20	1/2 X 3 1/16
6 SERIES/3" Leg Spacing	05954.44	1/2 X 4
7 SERIES	05960.07	3/4 X 5
8 SERIES	05960.07	3/4 X 4 3/4

Retainer Washers



Note O.D. is smaller than Thrust Washer, but I.D. the same



Combination seal(thrust)/retainer

WHEEL SERIES	PART #	I.D. X O.D. X THICKNESS (INCHES)	TO BE USED WITH ROLLER BEARING NO.
2 SERIES	52008.61	2 1/32 X 1 1/16 X 3/32	52007.93
3 & 4 SERIES	50116.03 (Combination seal/retainer)	3/4 X 1 1/2 X 3/16	55000.05
5 SERIES	50116.03 (Combination seal/retainer)	3/4 X 1 1/2 X 7/32	55000.23
6 SERIES	50116.03 (Plastic)	3/4 X 1 1/2 X 3/16	55000.06
6 SERIES	30116.02 (Powdered Metal)	3/4 X 1 1/2 X 3/16	55000.06
3,4,5,6 SERIES	52006.79 (Metal)	3/4 X 1 3/16 X 1/8	All Roller
7 SERIES	52005.70 5953.62 (Sealed)	1 1/32 X 1 15/16 X 1/8 1 X 1 15/16 X 1/8	52001.96 52001.96
	52005.87	1 1/4 X 2 1/16 X 7/64	52001.97
8 SERIES	52005.69	1 9/32 X 1 15/16 X 1/8	52002.02

Floor Lock Replacement Pad



MODEL #: 34013.26 / 79479

Spanner Bushings



WHEEL SERIES	PART NUMBER	SPANNER BUSHING I.D. X O.D. X LENGTH (INCHES)
1 SERIES .441 & .53 Wheels	58020.04	5/16 X 7/16 X 1 7/64
2 SERIES 12 Wheels .309, .319 Wheels All Delrin Bearing Wheels Stainless Steel – All Delrin Wheels	57442 57206 52008.43 52014.53	3/8 X 5/8 X 1 1/2 3/8 X 5/8 X 1 17/32 3/8 X 1/2 X 1 1/2 3/8 X 1/2 X 1 1/2
3 SERIES All Roller and Delrin Bearing Wheels 1 5/8" Hub Length Wheels	55000.17 55000.18	3/8 X 3/4 X 1 7/8 5/8 X 3/4 X 1 7/8
4, 5, 6 SERIES 1 1/2" tread width Roller and Delrin Wheels 2" tread width Roller and Delrin Wheels 2" tread width Roller and Delrin Wheels Stainless Steel 2" tread width Roller and Delrin Wheels	55000.04 52000.08 55000.19 52014.95	1/2 X 3/4 X 1 7/8 1/2 X 3/4 X 2 1/16 5/8 X 3/4 X 2 1/16 1/2 X 3/4 X 2 1/8
6 SERIES All Roller Bearing Wheels with 2 3/4" Hub Length	55000.27	1/2 X 3/4 X 3
7 SERIES All Roller and Delrin Bearing Wheels	52001.61	3/4 X 1 X 3 1/2
8 SERIES All 3 1/4" Hub Length Roller Bearing Wheels	52001.62	1 X 1 1/4 X 3 9/16

Thrust Washers

Note O.D. is larger than retainer washer, but I.D. the same

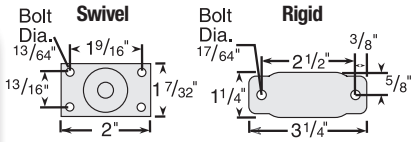


WHEEL MODELS	PART NUMBER	THRUST WASHER I.D. X O.D. X THICKNESS (INCHES)
4 SERIES (1 1/2" Tread Width) All Sealed 1 1/2" Tread Width Roller Bearing Wheels	50116.03	3/4 X 1 1/2 X 3/16
4, 5, 6 SERIES All Roller Bearing Wheels	50116.03	3/4 X 1 1/2 X 3/16
4, 5, 6 SERIES All Roller Bearing and Plain Bore Wheels	52000.09	2 5/32 X 1 1/2 X 3/32
4 SERIES 1 1/2" TREAD WHEELS Spacer to be used with 2 1/2" Forks	57030.66	3/4 X 1 7/16 X 9/32
4 SERIES 1 1/2" TREAD WHEELS Spacer to be used with 2 1/2" Forks with PPBB	57030.58	1/2 X 3/4 X 3/32
4, 5, 6 SERIES Spacer to be used with 2 1/2" Forks in High Temp Applications	57030.71	2 5/32 X 1 7/16 X 9/32
6 SERIES All Roller Bearing Wheels with 2 3/4" Hub Length	50116.03	3/4 X 1 1/2 X 3/16
7 SERIES 4" Diameter Roller Bearing Wheels All Roller & Delrin Bearing Wheels	52005.89 52005.88	1 1/4 X 3 1/16 X 7/64 1 X 2 1/16 X 9/64
8 SERIES All 3 1/4" Hub Length Roller Bearing Wheels	52005.87	1 1/4 X 2 1/16 X 7/64

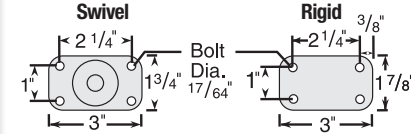
Top Plate Mountings

1 Series

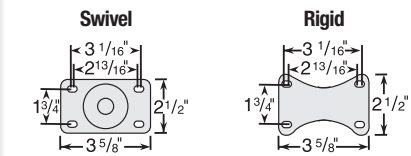
Up to 75 lbs Capacity
Small Top Plate



Up to 75 lbs Capacity
Top Plate



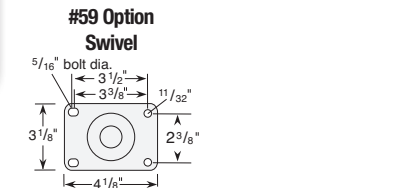
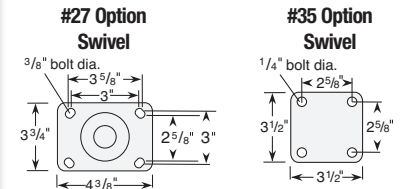
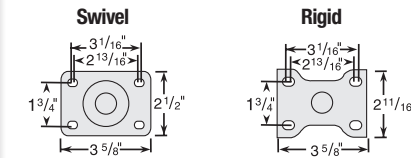
Up to 145 lbs Capacity
Large Top Plate



2 Series

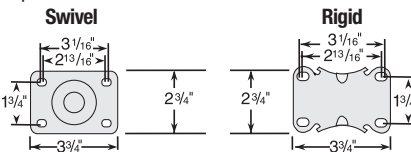
Zinc Plated

Up to 325 lbs Capacity
Standard Top Plate



LoPro

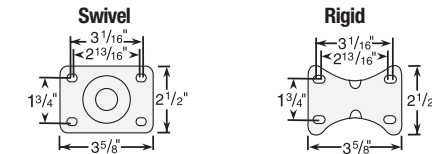
Up to 210 lbs Capacity
Top Plate



2 Series (Continued)

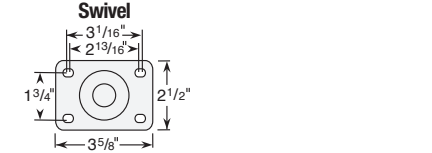
Stainless Steel

Up to 325 lbs Capacity



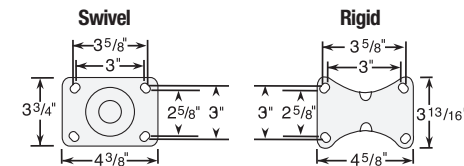
Stainless Steel Precision

Up to 300 lbs Capacity



3 Series

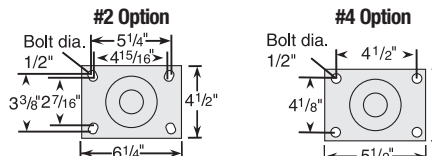
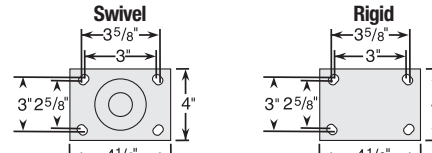
Up to 800 lbs Capacity



4 Series

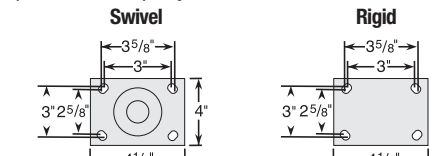
Zinc Plated

Up to 1,250 lbs Capacity
(1 1/2" and 2" tread widths)



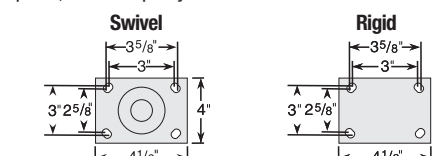
Stainless Steel

Up to 1,250 lbs Capacity



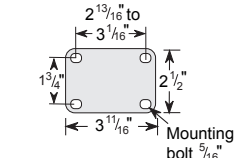
Enforcer

Up to 1,500 lbs Capacity

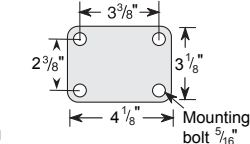


Business Machine

500 lb Capacity

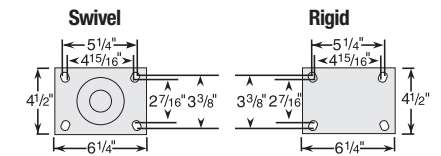


700 lb and 1,200 lb Capacity



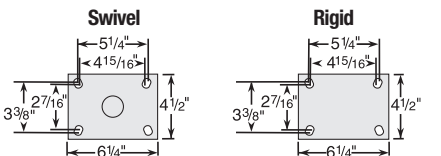
6 Series

Up to 1,500 lbs Capacity

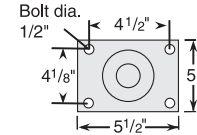


Enforcer

Up to 1,500 lbs Capacity

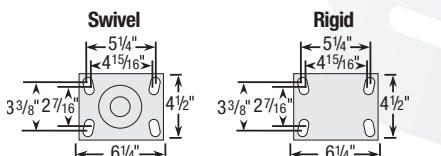


#4 Option



Evolution

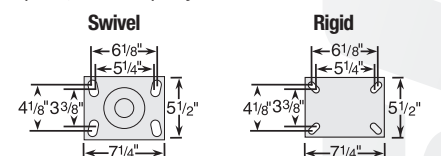
Up to 2,000 lbs Capacity



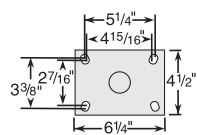
7 Series & 8 Series

Enforcer

Up to 6,000 lbs Capacity



#2 Option

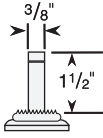


Stem Mountings

Wood Furniture

1 Series

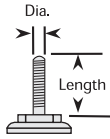
For use on wood furniture that can accept a 3/8" diameter hole approximately 1-5/8" deep. Stem size: 5/16" diameter x 1 1/2" long. Standard No. 20 pressed steel adapter (Part #50011) with toothed base is supplied.



Threaded Stem

1 Series

1 series up to 145 lbs and 2 Series models feature a hex nut beneath the raceway making it fast and easy to install casters on a wide variety of equipment.



Standard Mounting (Up to 75lbs model):

3/8" diameter-16UNC x 1 1/4" long threaded 1 1/8".

MTG51: 3/8" diameter - 24NF x 1 1/16" long

To order optional mounting, add mounting code to Stem Caster Models number (Example: 1.01654.441 MTG51).

Standard Mounting (Up to 145lbs model):

3/8" diameter - 16UNC x 1 1/2" long threaded 1 3/8".

2 Series

Standard Mounting (no code necessary):

1/2" diameter - 13UNC x 1 1/2" long, threaded 1 3/8".

MTG10: 1/2" 13UNC x 3/4" long threaded

MTG11: 1/2" 13UNC x 1" long threaded

MTG12: 1/2" 20UNF x 3/4" long threaded

MTG13: 5/8" 11UNC x 1 3/4" long threaded

MTG14: 5/8" 18UNF x 1 3/4" long threaded

MTG15: 3/4" 10UNC x 1 3/4" long threaded

MTG50: 1/2" 20UNF x 1 1/2" long threaded

To order optional mounting, add mounting code to Stem Caster Models number (Example: 2.02254.441 MTG10).

Pipe Thread

2 Series

Fits Standard 3/4" pipe coupling. The pipe thread stem screws directly into a standard pipe coupling for a rigid and permanent fit with full swivel action. The 7/16" hex nut beneath the lower raceway makes it fast and easy to install these casters on a wide variety of equipment.



Stem Size: approximately 1 1/16".

Modular Stem

2 Series

Colson modular stem casters feature a 1/2" hollow rivet which will accept a wide variety of mounting stems (even a standard 1/2" bolt will work).

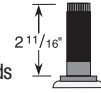
You can supply the mounting fasteners or stems - we supply the casters.



Expanding Adapter

1 Series & 2 Series

Turning of octagon on upper raceway expands rubber adapter inside of round or square tubing for a tight, permanent fit.



Inside Diameter of Tube	Mounting Code Numbers	
	Round Tubing	Square Tubing
3/4" - 13/16"	MTG40	-
7/8" - 15/16"	MTG41	MTG51
1" - 1 1/16"	MTG42	MTG52
1 1/8" - 1 3/16"	MTG43	MTG53
1 1/4" - 1 5/16"	MTG44	MTG54
1 3/8" - 1 7/16"	MTG45	MTG55
1 1/2" - 1 9/16"	MTG46	-
1 5/8" - 1 11/16"	MTG47	-

Same stem specification for 1 and 2 series. To order add the mounting code to Stem Caster Models number (Example: 1.03367.91 MTG40).

Note: To order Expanding Adapter Stem Kit only, add mounting code after 05502.40 (Example: 05502.40 MTG40).

Stems are 2 1/16" long. Stem size less adapter: 1/2" - 13UNC x 2 1/16"

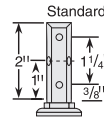
Square Stems or (Octagon)

1 Series

Stems may be bolted or riveted against any flat vertical surface.

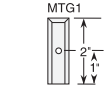
Standard Mounting (no code necessary):

2" long x 3/4" square with 3 mounting holes 17/64" diameter.



MTG1: Optional Square Stem:

2" long x 7/8" square with 1 mounting hole 17/64" diameter.



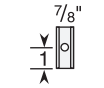
To order optional mounting, add mounting code to Stem Caster Models number (Example: 1.03370.91 MTG1).

2 Series

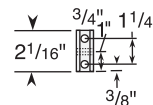
Standard Mounting (no code necessary):

2 1/16" long x 3/4" square with 3 mounting holes 17/64" diameter.

MTG1: Square Stem 2 1/16" long x 7/8" square with 1 mounting hole 17/64" diameter.



MTG3: Octagon Stem 2 1/16" long x 3/4" octagon with 3 mounting holes 17/64" diameter.



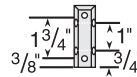
To order optional mounting, add mounting code to Swivel Stem Caster Models number (Example: 2.02270.441 MTG1).

3 Series

Square Stems

Standard Mounting (no code necessary):

Four 17/64" diameter holes are drilled in square stem, two per side. 2 1/2" long x 7/8" square.



Round Stems

MTG7: 2 1/2" long x 3/4" diameter

MTG9: 2 1/2" long x 7/8" diameter

MTG11: 2 1/2" long x 1" diameter

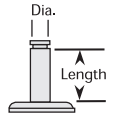
To order with optional round stem, add mounting code to Stem Caster Model number (Example: 3.00314.449 MTG7).



Grip Ring

1 Series

Spring grip on top of stem holds caster firmly in place.



Standard Mounting (Up to 75lbs model):

7/16" x 1 29/32" long with grip ring.

MTG1: 3/8" x 1 9/16" long

MTG2: 7/16" x 1 9/16" long

MTG50: 7/16" x 1" long

MTG51: 7/16" x 1 29/32" long less grip ring

MTG57: 1/4" x 4 1/2" (ladder caster stem)

Standard 1/2" Mounting (Up to 145lbs model):

7/16" x 1 29/32" long with grip ring, no plastic adapter.

MTG2: 7/16" x 1 1/2" long

MTG51: 7/16" x 1 29/32" long less grip ring

To order optional mounting, add mounting code to Stem Caster Models number

(Example: 1.03367.91 MTG51).

Plastic Adapter

Available on 1 Series Up to 145lbs models only. Snaps easily in place to reduce distortion and damage to furniture and equipment tubing.



Plastic adapters are non-conductive. To order, add plastic adapter mounting code from below to Stem Caster Model Number (Example 1.03351.91 MTG53).

MTG53: (No. 50810): Fits 7/8" x 18 ga. wall round tubing or any I.D. from 3/4" to 51/64".

MTG55: (No. 50865): Fits 1" x 14 ga. wall round tubing or any I.D. from 53/64" to 55/64".

MTG56: (No. 50916): Fits 1" x 16 ga. wall round tubing or any I.D. from 57/64" to 29/32".

2 Series

Standard Mounting (no code necessary):

2- 3/16" long with 5/8" dia.

MTG2: 1 1/2" long x 7/16" dia. (.437)

MTG5: 2 3/16" long x 3/4" dia. (.75)

MTG6: 2 3/16" long x 13/16" dia. (.812)

MTG7: 2 3/16" long x 27/32" dia. (.845)

MTG8: 2 3/16" long x 7/8" dia. (.875)

MTG9: 2 3/16" long x 1" dia. (1.00)

To order optional mounting, add mounting code to Stem Caster Models number (Example: 2.02251.441 MTG2).

Wheel / Thread Guard Availability Chart

Wheel Model Number	Mounting Code/Description	Thread Guard Number
Performa (Flat/Grey)		
1.00003.441	TG1: metal	57852.03
2.00003.441	TG1: metal	57854.01
	TG2: plastic	57852.39
2.00003.445	TG1: metal	57854.01
	TG2: plastic	57852.39
2.00004.441	TG1: metal	57854.01
2.00004.445	TG1: metal	57854.01
2.00005.441	TG1: metal	57866.03
	TG2: plastic	57852.43
2.00005.445	TG1: metal	57866.03
	TG2: plastic	57852.43
5.00005.451	TG1: metal	57852.35
	TG2: plastic	57852.34
5.00005.459	TG1: metal	57852.35
	TG2: plastic	57852.34
5.00005.455	TG1: metal	57852.35
5.00006.451	TG1: metal	59042.07
	TG2: plastic	57852.29
5.00006.459	TG1: metal	59042.07
	TG2: plastic	57852.29
5.00006.455	TG1: metal	59042.07
	TG2: plastic	57852.29
5.00008.451	TG1: metal	57852.04
	TG2: plastic	57852.30
5.00008.459	TG1: metal	57852.04
	TG2: plastic	57852.30
5.00008.455	TG1: metal	57852.04
	TG2: plastic	57852.30

Wheel Model Number	Mounting Code/Description	Thread Guard Number
Performa (Round/Grey)		
2.00005.561	TG1: metal	57854.01
5.00005.555	TG1: metal	57852.35
	TG2: plastic	57852.34
5.00005.551	TG1: metal	57852.35
	TG2: plastic	57852.34
5.00005.559	TG1: metal	57852.35
	TG2: plastic	57852.34
5.00006.551	TG1: metal	59042.07
	TG2: plastic	57852.29
5.00006.559	TG1: metal	59042.07
	TG2: plastic	57852.29
5.00006.555	TG1: metal	59042.07
	TG2: plastic	57852.29
5.00008.551	TG1: metal	57852.04
	TG2: plastic	57852.30
5.00008.559	TG1: metal	57852.04
	TG2: plastic	57852.30
5.00008.555	TG1: metal	57852.04
	TG2: plastic	57852.30

Wheel Model Number	Mounting Code/Description	Thread Guard Number
Performa (Flat/Black)		
5.00005.451.2	TG1: metal	57852.35
	TG2: plastic	57852.34
5.00005.459.2	TG1: metal	57852.35
	TG2: plastic	57852.34
5.00005.455.2	TG1: metal	57852.35
5.00006.451.2	TG1: metal	59042.07
	TG2: plastic	57852.29
5.00006.459.2	TG1: metal	59042.07
	TG2: plastic	57852.29
5.00006.455.2	TG1: metal	59042.07
	TG2: plastic	57852.29
5.00008.451.2	TG1: metal	57852.04
	TG2: plastic	57852.30
5.00008.459.2	TG1: metal	57852.04
	TG2: plastic	57852.30
5.00008.455.2	TG1: metal	57852.04
	TG2: plastic	57852.30

Wheel Model Number	Mounting Code/Description	Thread Guard Number
Trans-forma (Flat)		
5.00004.4E1	TG1: metal	57852.12
5.00004.4E5	TG1: metal	57852.12
5.00004.4E9	TG1: metal	57852.12
5.00004.4E6	TG1: metal	57852.12
5.00005.4E1	TG1: metal	52007.94
5.00005.4E5	TG1: metal	52007.94
5.00005.4E9	TG1: metal	52007.94

Wheel Model Number	Mounting Code/Description	Thread Guard Number
5.00005.4E6	TG1: metal	52007.94
5.00006.4E1	TG1: metal	57852.45
5.00006.4E5	TG1: metal	57852.45
5.00006.4E9	TG1: metal	57852.45
5.00006.4E6	TG1: metal	57852.45

Wheel Model Number	Mounting Code/Description	Thread Guard Number
Trans-forma (Round)		
5.00006.5E1	TG1: metal	57852.45
5.00006.5E5	TG1: metal	57852.45
5.00006.5E9	TG1: metal	57852.45
5.00006.5E6	TG1: metal	57852.45

Wheel Model Number	Mounting Code/Description	Thread Guard Number
Trans-forma LT (Flat)		
5.00004.4B1	TG1: metal	57852.12
5.00004.4B5	TG1: metal	57852.12
5.00004.4B9	TG1: metal	57852.12
5.00004.4B6	TG1: metal	57852.12
5.00005.4B1	TG1: metal	52007.94
5.00005.4B5	TG1: metal	52007.94
5.00005.4B9	TG1: metal	52007.94
5.00005.4B6	TG1: metal	52007.94
5.00006.4B1	TG1: metal	57852.45
5.00006.4B5	TG1: metal	57852.45
5.00006.4B9	TG1: metal	57852.45
5.00006.4B6	TG1: metal	57852.45

Wheel Model Number	Mounting Code/Description	Thread Guard Number
Trans-forma LT (Round)		
5.00006.5B1	TG1: metal	57852.45
5.00006.5B5	TG1: metal	57852.45
5.00006.5B9	TG1: metal	57852.45
5.00006.5B6	TG1: metal	57852.45

Wheel Model Number	Mounting Code/Description	Thread Guard Number
Trans-forma HD (Flat)		
5.00004.4F1	TG1: metal	57852.12
5.00004.4F5	TG1: metal	57852.12
5.00004.4F9	TG1: metal	57852.12
5.00004.4F6	TG1: metal	57852.12
5.00005.4F1	TG1: metal	52007.94
5.00005.4F5	TG1: metal	52007.94
5.00005.4F9	TG1: metal	52007.94
5.00006.4F1	TG1: metal	57852.45
5.00006.4F5	TG1: metal	57852.45
5.00006.4F9	TG1: metal	57852.45
5.00006.4F6	TG1: metal	57852.45

Wheel Model Number	Mounting Code/Description	Thread Guard Number
Trans-forma HD (Round)		
5.00006.5F1	TG1: metal	57852.45
5.00006.5F5	TG1: metal	57852.45
5.00006.5F9	TG1: metal	57852.45
5.00006.5F6	TG1: metal	57852.45

Wheel Model Number	Mounting Code/Description	Thread Guard Number
Polyurethane HI-TECH Wheels		
1.00003.91	TG1: metal	57852.03
2.00002.91	TG1: metal	57852
2.00002.95	TG1: metal	57852
2.00003.91	TG1: metal	57854.01
2.00003.95	TG1: metal	57854.01
2.00004.91	TG1: metal	57854.01
2.00004.95	TG1: metal	57854.01
2.00005.91	TG1: metal	57866.03
	TG2: plastic	57852.43
2.00005.95	TG1: metal	57866.03
	TG2: plastic	57852.43
3.00004.909	TG1: metal	57852.22
3.00006.901	TG1: metal	57852.08
4.00004.911	TG1: metal	57852.23
4.00004.919	TG1: metal	57852.23
4.00005.911	TG1: metal	57852.11

Wheel Model Number	Mounting Code/Description	Thread Guard Number
4.00005.919	TG1: metal	57852.11
4.00006.911	TG1: metal	52001.86
4.00006.919	TG1: metal	52001.86
4.00008.911	TG1: metal	57852.05
4.00008.919	TG1: metal	57852.05
5.00004.921	TG1: metal	57852.23
5.00004.929	TG1: metal	57852.23
5.00005.921	TG1: metal	57852.11
5.00005.929	TG1: metal	57852.11
5.00006.921	TG1: metal	52001.86
5.00006.929	TG1: metal	52001.86
5.00008.921	TG1: metal	57852.04
5.00008.929	TG1: metal	57852.04

Wheel Model Number	Mounting Code/Description	Thread Guard Number
Maxim		
5.00005.531	TG1: metal	57852.45
5.00005.539	TG1: metal	57852.45
5.00006.531	TG1: metal	57852.46
5.00006.539	TG1: metal	57852.46

Wheel Model Number	Mounting Code/Description	Thread Guard Number
Moldon Polyurethane Aluminum Core		
5.00005.931	TG1: metal	57866.01
5.00005.939	TG1: metal	57866.01
5.00006.931	TG1: metal	57551.05
5.00006.939	TG1: metal	57551.05
5.00008.931	TG1: metal	57852.20
5.00008.939	TG1: metal	57852.20

Wheel Model Number	Mounting Code/Description	Thread Guard Number
Polyolefin Wheels		
1.00003.53	TG1: metal	57852.03
2.00002.53	TG1: metal	57852
2.00002.55	TG1: metal	57852
2.00003.53	TG1: metal	57854.01
2.00003.55	TG1: metal	57854.01
2.00004.53	TG1: metal	57854.01
2.00004.55	TG1: metal	57854.01

Wheel Model Number	Mounting Code/Description	Thread Guard Number
2.00005.53	TG1: metal	57866.03
	TG2: plastic	57852.43
2.00005.55	TG1: metal	57866.03
	TG2: plastic	57852.43
3.00003.801	TG1: metal	52250.62
3.00003.809	TG1: metal	52250.62
3.00004.801	TG1: metal	57852.06
3.00004.809	TG1: metal	57852.06
3.00005.801	TG1: metal	57866
3.00005.809	TG1: metal	57866
3.00006.801	TG1: metal	52250.56
3.00006.809	TG1: metal	52250.56
4.00003.811	TG1: metal	57852.12
4.00003.819	TG1: metal	57852.12
4.00004.811	TG1: metal	57852.07
4.00004.819	TG1: metal	57852.07
4.00005.811	TG1: metal	57866.01
4.00005.819	TG1: metal	57866.01
4.00006.811	TG1: metal	57551.05
4.00006.819	TG1: metal	57551.05
5.00004.831	TG1: metal	57852.07
5.00004.839	TG1: metal	57852.07
5.00005.831	TG1: metal	57866.01
5.00005.839	TG1: metal	57866.01
5.00006.831	TG1: metal	57551.05
5.00006.839	TG1: metal	57551.05
5.00008.831	TG1: metal	57852.20
5.00008.839	TG1: metal	57852.20

Wheel Model Number	Mounting Code/Description	Thread Guard Number
Endura Wheels		
5.00004.831 EN	TG1: metal	57852.07
5.00004.839 EN	TG1: metal	57852.07
5.00004.835 EN	TG1: metal	57852.07
5.00005.831 EN	TG1: metal	52007.94

Wheel Model Number	Mounting Code/Description	Thread Guard Number
5.00005.839 EN	TG1: metal	52007.94
5.00005.835 EN	TG1: metal	52007.94
5.00006.831 EN	TG1: metal	57551.05
5.00006.839 EN	TG1: metal	57551.05
5.00006.835 EN	TG1: metal	57551.05
5.00008.831 EN	TG1: metal	57852.20
5.00008.839 EN	TG1: metal	57852.20
5.00008.835 EN	TG1: metal	57852.20

Wheel Model Number	Mounting Code/Description	Thread Guard Number
Phenolic Wheels		
3.00004.301	TG1: metal	57852.10
3.00004.305	TG1: metal	57852.10
3.00004.309	TG1: metal	57852.10
3.00005.301	TG1: metal	57852.08
3.00005.305	TG1: metal	57852.08
3.00005.309	TG1: metal	57852.08
3.00006.301	TG1: metal	52250.56
3.00006.305	TG1: metal	52250.56
3.00006.309	TG1: metal	52250.56
4.00004.311	TG1: metal	57852.11
4.00004.315	TG1: metal	57852.11
4.00004.319	TG1: metal	57852.11
4.00005.311	TG1: metal	52001.86
4.00005.315	TG1: metal	52001.86
4.00005.319	TG1: metal	52001.86
4.00006.311	TG1: metal	57551.05
4.00006.315	TG1: metal	57551.05
4.00006.319	TG1: metal	57551.05
5.00004.331	TG1: metal	59042.06
5.00004.339	TG1: metal	59042.06
5.00005.331	TG1: metal	52007.94
5.00005.339	TG1: metal	52007.94
5.00006.331	TG1: metal	52001.86
5.00006.339	TG1: metal	52001.86
5.00008.331	TG1: metal	57852.05

Where Economy MEETS QUALITY

In 2005, Colson responded to your requests for a full-performance caster line with less specialized and less costly attributes by introducing the Encore lineup of products. Encore is a complete series of tested, quality caster products available at economy prices. Today, Encore caster forks, wheels and accessories have more options than ever but remain the smart and cost-effective alternative when your application doesn't require the superior performance and premium attributes of the Colson branded product line. All Encore products are backed with a 1-year warranty. Visit www.colsoncaster.com/warranty for the full warranty explanation.

If you are ready to make a purchase, or simply want more product information or CAD models, please visit www.EncoreCaster.com.



Page: 110-115

Encore Casters



2 Series Plate
p. 110



Dolly
p. 111



4 Series Plate
p. 112-113



4 Series Stainless
p. 114-115



Page: 116-122

Encore Wheels & Components



Encore Wheels
p. 116-120



Component Parts
p. 121



Floor Lock
p. 122

Swivel & Rigid

ENCORE®

WHERE ECONOMY MEETS QUALITY

— Dolly Caster Capacity up to 260 lbs each



Standard Features

- Durable and cost-effective zinc plated finish
- Double ball swivel raceways for better performance and greater strength
- Single insert molded wheel bearing offers smooth rolling and is maintenance free for the life of the dolly
- Unique tread material is non-marking and resists cutting or tearing like other TPR materials
- Applications include moving dollies, medium duty material handling carts, stock carts and more



Encore Dolly

Caster Brake

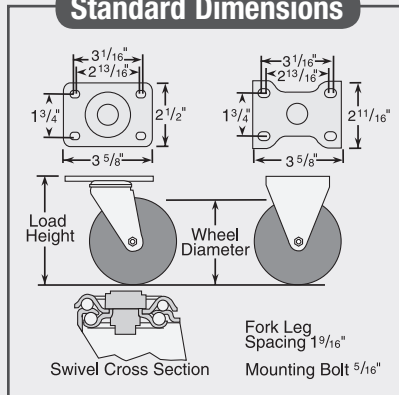


Top Lock
Brake is not field installable. Available with standard top plate only. Specify "B1" to order with caster.

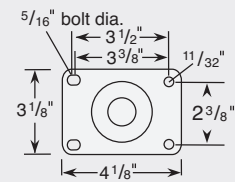


Total Lock
Brake is not field installable. Available with standard top plate only. Specify "B5" to order with caster.

Standard Dimensions



Optional Top Plate



59 Top Plate: Available on swivel model only. To order caster with **MTG59** top plate, change seventh digit to "9" (Example: E2.D3859.465).

Encore Dolly Casters • Top Plate Swivel & Rigid • Capacity to 260 lbs

Wheel Dia.	Tread Width	Capacity Each (Pounds)	Wheel Descriptions	Swivel Top Plate Caster Models	Rigid Top Plate Caster Models	Load Height	Swivel Radius	Weight lbs (Rigid Deduct 1 lbs.)
3"	1 1/4"	180	TPR (Flat/Grey)	E2.D3856.465	E2.D3808.465	4 1/8"	2 19/32"	1 5/8
3 1/2"	1 1/4"	200	TPR (Flat/Grey)	E2.D3756.465	E2.D3708.465	4 11/16"	2 27/32"	1 7/8
4"	1 1/4"	240	TPR (Flat/Grey)	E2.D4756.465	E2.D4708.465	5 1/8"	3 11/32"	2
5"	1 1/4"	260	TPR (Flat/Grey)	E2.D5756.465	E2.D5708.465	6 3/16"	3 13/16"	2 1/4

Swivel & Rigid

ENCORE®

WHERE ECONOMY MEETS QUALITY

— 4 Series

Capacity up to
1000 lbs each



Standard Features

- Zinc plated finish is attractive and durable
- 1/2" hollow axle with grease zerk and lock nut
- Plastic seal/retainer washer (roller bearing models)
- 1/4" steel top plate for durability
- Permanent rivet kingpin with 5/8" diameter rivet
- Grease fittings: wheel bearing and swivel raceway

Caster Brake



Side Lock
(See page 97) Available on all swivel models equipped with roller bearing or one piece Delrin models. Field installable (Specify **BRK3**).



Top Lock
(See page 98) Available on all swivel models. Field installable (Specify **BRK7**).

Wheel Selection

Ecoforma Flat



Ecoforma Round



Moldon Rubber
Cast Iron



Glass Filled
Nylon



Ecopoly



Polyurethane
Cast Iron



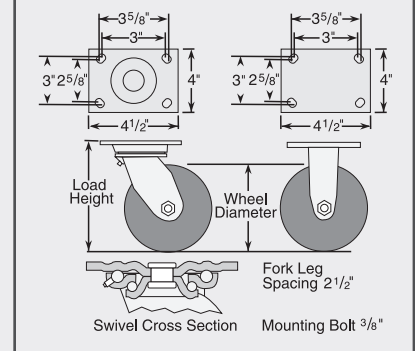
Polyolefin



Cast Iron



Standard Dimensions



Encore 4 Series Casters • Top Plate Swivel & Rigid • Capacity to 1000 lbs

Wheel Dia.	Tread Width	Capacity Each (Pounds)	Wheel Descriptions	Swivel Top Plate Roller Bearing Caster Models	Rigid Top Plate Roller Bearing Caster Models	Optional Bearings (Order information below chart)	Load Height	Swivel Radius	Weight lbs (Rigid Deduct 1.5 lbs)
4"	2"	280	Ecoforma Rubber (Flat)	E4.04169.479	E4.04168.479	Delrin, PPBB	5 5/8"	3 3/4"	5 3/4
		320	Moldon Rubber (Cast Iron Core)	E4.04169.649.7	E4.04168.649.7	Delrin	5 5/8"	3 3/4"	7 1/4
		480	Ecopoly	E4.04169.929.7	E4.04168.929.7	Delrin	5 5/8"	3 3/4"	4 3/4
		500	Polyolefin	E4.04169.839	E4.04168.839	Delrin, PPBB	5 5/8"	3 3/4"	4 1/2
		560	Moldon Polyurethane (Cast Iron Core)	E4.04169.949.7	E4.04168.949.7	Delrin	5 5/8"	3 3/4"	7 1/4
		640	Glass Filled Nylon	E4.04169.539	E4.04168.539	Delrin	5 5/8"	3 3/4"	4 1/8
		800	Cast Iron	E4.04169.139	E4.04168.139	Delrin	5 5/8"	3 3/4"	7 7/8
5"	2"	300	Ecoforma Rubber (Flat)	E4.05169.479	E4.05168.479	Delrin, PPBB	6 1/2"	4 1/2"	6 1/8
		320	Moldon Rubber (Cast Iron Core)	E4.05169.649.7	E4.05168.649.7	Delrin	6 1/2"	4 1/2"	8 1/8
		600	Ecopoly	E4.05169.929.7	E4.05168.929.7	Delrin	6 1/2"	4 1/2"	4 3/4
			Polyolefin	E4.05169.839	E4.05168.839	Delrin, PPBB	6 1/2"	4 1/2"	4 7/8
		800	Moldon Polyurethane (Cast Iron Core)	E4.05169.949.7	E4.05168.949.7	Delrin	6 1/2"	4 1/2"	8 1/8
			Glass Filled Nylon	E4.05169.539	E4.05168.539	Delrin	6 1/2"	4 1/2"	4 1/2
		Cast Iron	E4.05169.139	E4.05168.139	Delrin	6 1/2"	4 1/2"	8 7/8	
6"	2"	360	Ecoforma Rubber (Round)	E4.06169.579	E4.06168.579	Delrin, PPBB	7 1/2"	5 1/4"	6 1/8
			Moldon Rubber (Cast Iron Core)	E4.06169.649.7	E4.06168.649.7	Delrin	7 1/2"	5 1/4"	10 1/2
		480	Ecoforma Rubber (Flat)	E4.06169.479	E4.06168.479	Delrin, PPBB	7 1/2"	5 1/4"	6 1/8
		600	Polyolefin	E4.06169.839	E4.06168.839	Delrin, PPBB	7 1/2"	5 1/4"	5 1/2
		720	Ecopoly	E4.06169.929.7	E4.06168.929.7	Delrin	7 1/2"	5 1/4"	5
		960	Moldon Polyurethane (Cast Iron Core)	E4.06169.949.7	E4.06168.949.7	Delrin	7 1/2"	5 1/4"	10 1/2
			Glass Filled Nylon	E4.06169.539	E4.06168.539	Delrin	7 1/2"	5 1/4"	4 3/4
		1000	Cast Iron	E4.06169.139	E4.06168.139	Delrin	7 1/2"	5 1/4"	9 3/4
8"	2"	400	Moldon Rubber (Cast Iron Core)	E4.08169.649.7	E4.08168.649.7	Delrin	9 1/2"	6 1/2"	13 1/4
		480	Ecoforma Rubber (Round)	E4.08169.579	E4.08168.579	Delrin, PPBB	9 1/2"	6 1/2"	6 1/4
		540	Ecoforma Rubber (Flat)	E4.08169.479	E4.08168.479	Delrin, PPBB	9 1/2"	6 1/2"	6 1/4
		800	Ecopoly	E4.08169.929.7	E4.08168.929.7	Delrin	9 1/2"	6 1/2"	5 3/4
		900	Polyolefin	E4.08169.839	E4.08168.839	Delrin, PPBB	9 1/2"	6 1/2"	5 3/4
		1000	Moldon Polyurethane (Cast Iron Core)	E4.08169.949.7	E4.08168.949.7	Delrin	9 1/2"	6 1/2"	13 1/4
			Glass Filled Nylon	E4.08169.539	E4.08168.539	Delrin	9 1/2"	6 1/2"	5 1/2
			Cast Iron	E4.08169.139	E4.08168.139	Delrin	9 1/2"	6 1/2"	12 1/2

Bearing Options

Delrin Bearing

For standard two-piece bearing change 10th digit to "1"
(Example: E4.06169.921.7). One-piece with steel thrust washers (Specify **WB11**).

Pedestal Precision Ball Bearing (PPBB)

To order change 10th digit in model number to "5"
(Example: E4.06169.475).

STAINLESS STEEL Swivel & Rigid

ENCORE[®]

WHERE ECONOMY MEETS QUALITY

— 4 Series Capacity up to **900 lbs each**



Standard Features

- Electro-polished stainless steel construction (Grade 304)
- 3/16" thick stainless steel top plate and fork legs for durability
- Permanent rivet kingpin with 5/8" diameter rivet
- Grease fittings: wheel bearing and swivel raceway
- Ideal for harsh environments where frequent wash downs, chemicals and other corrosive elements cause zinc plated casters to rust or corrode

Caster Brake



Tech Lock
(See page 98) Available on all swivel models. Field installable (Specify **BRK2**).



Top Lock
(See page 98) Available on all swivel models. Field installable (Specify **BRK7**).

Wheel Selection

Ecoforma Flat



Ecoforma Round



Glass Filled Nylon



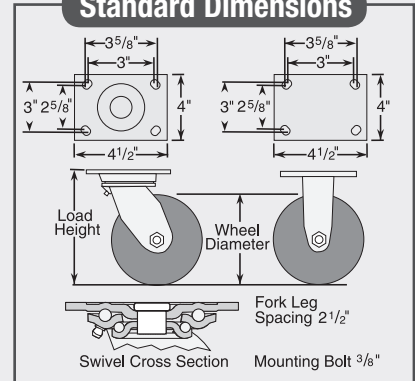
Ecopoly



Polyolefin



Standard Dimensions



Encore 4 Series Casters • Stainless Steel Top Plate Swivel & Rigid • Capacity to 900 lbs

Wheel Dia.	Tread Width	Capacity Each (Pounds)	Wheel Descriptions	Swivel Top Plate Roller Bearing Caster Models	Rigid Top Plate Roller Bearing Caster Models	Optional Bearings (Order information below chart)	Load Height	Swivel Radius	Weight lbs (Rigid Deduct 1.5 lbs)
4"	2"	280	Ecoforma Rubber (Flat)	E4.04149.479	E4.04148.479	Delrin, PPBB	5 ⁵ / ₈ "	3 ⁵ / ₈ "	4 ¹ / ₂
		480	Ecopoly	E4.04149.929.7	E4.04148.929.7	Delrin, PPBB	5 ⁵ / ₈ "	3 ⁵ / ₈ "	4 ³ / ₄
		500	Polyolefin	E4.04149.839	E4.04148.839	Delrin, PPBB	5 ⁵ / ₈ "	3 ⁵ / ₈ "	4
		640	Glass Filled Nylon	E4.04149.539	E4.04148.539	Delrin, PPBB	5 ⁵ / ₈ "	3 ⁵ / ₈ "	4 ¹ / ₄
5"	2"	300	Ecoforma Rubber (Flat)	E4.05149.479	E4.05148.479	Delrin, PPBB	6 ¹ / ₂ "	4 ¹ / ₄ "	4 ⁷ / ₈
		600	Ecopoly	E4.05149.929.7	E4.05148.929.7	Delrin, PPBB	6 ¹ / ₂ "	4 ¹ / ₄ "	4 ⁷ / ₈
			Polyolefin	E4.05149.839	E4.05148.839	Delrin, PPBB	6 ¹ / ₂ "	4 ¹ / ₄ "	4 ³ / ₈
		800	Glass Filled Nylon	E4.05149.539	E4.05148.539	Delrin, PPBB	6 ¹ / ₂ "	4 ¹ / ₄ "	4 ⁵ / ₈
6"	2"	360	Ecoforma Rubber (Round)	E4.06149.579	E4.06148.579	Delrin, PPBB	7 ¹ / ₂ "	5 ¹ / ₁₆ "	5 ¹ / ₈
		480	Ecoforma Rubber (Flat)	E4.06149.479	E4.06148.479	Delrin, PPBB	7 ¹ / ₂ "	5 ¹ / ₁₆ "	5 ¹ / ₄
		600	Polyolefin	E4.06149.839	E4.06148.839	Delrin, PPBB	7 ¹ / ₂ "	5 ¹ / ₁₆ "	4 ³ / ₄
		720	Ecopoly	E4.06149.929.7	E4.06148.929.7	Delrin, PPBB	7 ¹ / ₂ "	5 ¹ / ₁₆ "	5 ³ / ₈
		900	Glass Filled Nylon	E4.06149.539	E4.06148.539	Delrin, PPBB	7 ¹ / ₂ "	5 ¹ / ₁₆ "	5
8"	2"	480	Ecoforma Rubber (Round)	E4.08149.579	E4.08148.579	Delrin, PPBB	9 ¹ / ₂ "	6 ⁹ / ₁₆ "	6
		540	Ecoforma Rubber (Flat)	E4.08149.479	E4.08148.479	Delrin, PPBB	9 ¹ / ₂ "	6 ⁹ / ₁₆ "	6 ¹ / ₄
		800	Ecopoly	E4.08149.929.7	E4.08148.929.7	Delrin, PPBB	9 ¹ / ₂ "	6 ⁹ / ₁₆ "	5 ¹ / ₂
		900	Polyolefin	E4.08149.839	E4.08148.839	Delrin, PPBB	9 ¹ / ₂ "	6 ⁹ / ₁₆ "	5 ¹ / ₄
			Glass Filled Nylon	E4.08149.539	E4.08148.539	Delrin, PPBB	9 ¹ / ₂ "	6 ⁹ / ₁₆ "	5 ³ / ₄

Bearing Options

Delrin Bearing

For standard two-piece bearing change 10th digit to "1" (Example: E4.06149.921.7). One-piece with steel thrust washers (Specify **WB11**).

Pedestal Precision Ball Bearing (PPBB)

To order change 10th digit in model number to "5" (Example: E4.06149.475).

Ecoforma Wheels



Ecoforma wheels offer the advantages of both hard and soft tread materials in a single wheel. Like a hard tread wheel, Ecoforma rolls easily and is very durable. Like a soft tread wheel, it rolls quietly, protects floors and resists impacts with a cushion ride. It also features maximum weatherability, low temperature flexibility, resistance to chemicals, water and steam, and rejects floor debris such as metal shavings. Non-marking thermoplastic elastomer tread is permanently bonded to durable polyolefin wheel core.

Temperature range: -45°F to +180°F intermittent service (120°F continuous service).

Hardness: 70(±5) Durometer Shore A scale.



1 1/4" Tread Width
Ecoforma Flat



2" Tread Width
Ecoforma Flat

Encore Ecoforma Wheels • Flat Grey Tread • Capacity up to 540 lbs each

Wheel Dia.	Tread Width	Capacity Each (Pounds)	Bearing	Wheel Model Number	Wheel			Spanner Bushing		Weight (Pounds)
					Bearing Bore	Bore Less Bearing	Hub Length	Bore	Length	
3"	1 1/4"	180	Ball	E2.00033.485	1/2"	29/32"	1 7/16"	3/8"	1 1/2"	1/2
3 1/2"	1 1/4"	200	Ball	E2.00003.485	1/2"	29/32"	1 7/16"	3/8"	1 1/2"	3/8
4"	1 1/4"	240	Ball	E2.00004.485	1/2"	29/32"	1 7/16"	3/8"	1 1/2"	3/4
	2"	280	Roller	E5.00004.479	3/4"	13/16"	2 3/16"	1/2"	2 7/16"	1 1/4
5"	1 1/4"	260	Ball	E2.00005.485	1/2"	29/32"	1 7/16"	3/8"	1 1/2"	7/8
	2"	300	Roller	E5.00005.479	3/4"	13/16"	2 3/16"	1/2"	2 7/16"	1 1/2
6"	1 1/4"	280	Ball	E2.00006.485	1/2"	29/32"	1 1/32"	3/8"	1 7/64"	1 3/4
	2"	480	Roller	E5.00006.479	3/4"	13/16"	2 3/16"	1/2"	1 1/2"	1 3/4
8"	2"	540	Roller	E5.00008.479	3/4"	13/16"	2 3/16"	1/2"	2 7/16"	2 1/2

Pedestal Precision Ball Bearing (PPBB) Option (2" tread width): Change the 10th digit to "5" (Example: E5.00004.475).

2-Piece Delrin Bearing With Bushing Option (2" tread width): Change the 10th digit to "1" (Example: E5.00004.471).

Less Bearing Option (2" tread width): Change the 10th digit to "6" (Example: E5.00004.476).

Ecoforma Wheels

1 5/16" Tread Width
Ecoforma Round2" Tread Width
Ecoforma Round

Ecoforma wheels offer the advantages of both hard and soft tread materials in a single wheel. Like a hard tread wheel, Ecoforma rolls easily and is very durable. Like a soft tread wheel, it rolls quietly, protects floors and resists impacts with a cushion ride. It also features maximum weatherability, low temperature flexibility, resistance to chemicals, water and steam, and rejects floor debris such as metal shavings. Non-marking thermoplastic elastomer tread is permanently bonded to durable polyolefin wheel core.

Temperature range: -45°F to +180°F intermittent service (120°F continuous service).

Hardness: 70(±5) Durometer Shore A scale.

Encore Ecoforma Wheels • Round Grey Tread • Capacity up to 480 lbs each

Wheel Dia.	Tread Width	Capacity Each (Pounds)	Bearing	Wheel Model Number	Wheel			Spanner Bushing		Weight (Pounds)
					Bearing Bore	Bore Less Bearing	Hub Length	Bore	Length	
3 1/2"	1 5/16"	170	Ball	E2.00003.585	1/2"	29/32"	1 7/16"	3/8"	1 1/2"	1/4
5"	1 5/16"	200	Ball	E2.00005.585	1/2"	29/32"	1 7/16"	3/8"	1 1/2"	7/8
6"	2"	360	Roller	E5.00006.579	3/4"	1 3/16"	2 3/16"	1/2"	2 7/16"	1 5/8
8"	2"	480	Roller	E5.00008.579	3/4"	1 3/16"	2 3/16"	1/2"	2 7/16"	2 1/4

Pedestal Precision Ball Bearing (PPBB) Option (2" tread width): Change the 10th digit to "5" (Example: E5.00006.575).

2-Piece Delrin Bearing With Bushing Option (2" tread width): Change the 10th digit to "1" (Example: E5.00006.571).

Less Bearing Option (2" tread width): Change the 10th digit to "6" (Example: E5.00006.576).

Ecopoly Wheels

1 1/4" Tread Width
Ecopoly2" Tread Width
Ecopoly

Industrial strength polyurethane tread bonded to "ribbed" polyolefin core. This design adds strength for loads subjected to shock and hard impacts. Tread is molded in, around and through a ribbed extension of the core to prevent debonding. Standard colors are burgundy tread on grey core. **Not recommended for conditions of continuous operation such as tow-line, etc.**

Temperature range: -45°F to +180°F.

Hardness: 55(±5) Durometer Shore D scale.

Encore Ecopoly Wheels • Capacity up to 800 lbs each

Wheel Dia.	Tread Width	Capacity Each (Pounds)	Bearing	Wheel Model Number	Wheel			Spanner Bushing		Weight (Pounds)
					Bearing Bore	Bore Less Bearing	Hub Length	Bore	Length	
2 1/2"	1 1/4"	200	Ball	E2.00002.955	1/2"	29/32"	1 7/16"	3/8"	1 1/2"	1/4
3"	1 1/4"	160	Ball	E2.00033.955	1/2"	29/32"	1 7/16"	3/8"	1 1/2"	1/3
3 1/2"	1 1/4"	200	Ball	E2.00003.955	1/2"	29/32"	1 7/16"	3/8"	1 1/2"	3/8
4"	1 1/4"	220	Ball	E2.00004.955	1/2"	29/32"	1 7/16"	3/8"	1 1/2"	1/2
	2"	480	Roller	E5.00004.929.7	3/4"	1 3/16"	2 3/16"	1/2"	2 7/16"	1 1/2
5"	1 1/4"	240	Ball	E2.00005.955	1/2"	29/32"	1 7/16"	3/8"	1 1/2"	1/4
	2"	600	Roller	E5.00005.929.7	3/4"	1 3/16"	2 3/16"	1/2"	2 7/16"	1 1/2
6"	1 1/4"	300	Ball	E2.00006.955	1/2"	29/32"	1 7/16"	3/8"	1 1/2"	1/4
	2"	720	Roller	E5.00006.929.7	3/4"	1 3/16"	2 3/16"	1/2"	2 7/16"	1 7/8
8"	2"	800	Roller	E5.00008.929.7	3/4"	1 3/16"	2 3/16"	1/2"	2 7/16"	1 3/4

Pedestal Precision Ball Bearing (PPBB) Option (2" tread width): Change the 10th digit to "5" (Example: E5.00004.925.7).

2-Piece Delrin Bearing With Bushing Option (2" tread width): Change the 10th digit to "1" (Example: E5.00004.921.7).

Less Bearing Option (2" tread width): Change the 10th digit to "6" (Example: E5.00004.926.7).

Polyolefin Wheels



Polyolefin wheels are designed for hard impacts and heavy loads. This wheel is light in weight but offers impact strength far superior to hard rubber wheels. It also provides superior resistance to most oils, chemicals, grease, gasoline, cooking fats and acids. This wheel is stain resistant, non-marking and does not absorb water.

Temperature range: -45°F to +180°F.

Hardness: 70(±5) Durometer Shore D scale.



Encore Polyolefin Wheels • Capacity up to 900 lbs each

Wheel Dia.	Tread Width	Capacity Each (Pounds)	Bearing	Wheel Model Number	Wheel			Spanner Bushing		Weight (Pounds)
					Bearing Bore	Bore Less Bearing	Hub Length	Bore	Length	
4"	2"	500	Roller	E5.00004.839	3/4"	1 3/16"	2 3/16"	1/2"	2 7/16"	3/4
5"	2"	600	Roller	E5.00005.839	3/4"	1 3/16"	2 3/16"	1/2"	2 7/16"	1
6"	2"	600	Roller	E5.00006.839	3/4"	1 3/16"	2 3/16"	1/2"	2 7/16"	1 1/4
8"	2"	900	Roller	E5.00008.839	3/4"	1 3/16"	2 3/16"	1/2"	2 7/16"	1 1/2

Pedestal Precision Ball Bearing (PPBB) Option: Change the 10th digit to "5" (Example: E5.00004.835).

2-Piece Delrin Bearing With Bushing Option: Change the 10th digit to "1" (Example: E5.00004.831).

Less Bearing Option: Change the 10th digit to "6" (Example: E5.00004.836).

Glass Filled Nylon Wheels



Encore Glass Filled Nylon wheels feature an exclusive, ultra tough thermoplastic compound that resists hard impacts and drop-shocks. The wheel is impervious to most chemicals, solvents, salts, gases, alkalines and steam cleaning and does not absorb water. When compared to other hard tread wheels, these Glass Filled Nylon wheels require less force to roll and swivel. It is ideal for many industrial and institutional applications and is NSF listed for the food service industry. The wheel is non-marking.

Temperature range: -45°F to +180°F (normal). To +350°F if you specify a bronze or roller bearing with mid-temp grease.

Hardness: 85(±5) Durometer Shore D scale.

Encore Glass Filled Nylon Wheels • Capacity up to 1120 lbs each

Wheel Dia.	Tread Width	Capacity Each (Pounds)	Bearing	Wheel Model Number	Wheel			Spanner Bushing		Weight (Pounds)
					Bearing Bore	Bore Less Bearing	Hub Length	Bore	Length	
4"	2"	640	Roller	E5.00004.539	3/4"	1 3/16"	2 3/16"	1/2"	2 7/16"	1
5"	2"	800	Roller	E5.00005.539	3/4"	1 3/16"	2 3/16"	1/2"	2 7/16"	1 1/4
6"	2"	960	Roller	E5.00006.539	3/4"	1 3/16"	2 3/16"	1/2"	2 7/16"	1 1/2
8"	2"	1120	Roller	E5.00008.539	3/4"	1 3/16"	2 3/16"	1/2"	2 7/16"	2

Pedestal Precision Ball Bearing (PPBB) Option: Change the 10th digit to "5" (Example: E5.00004.535).

2-Piece Delrin Bearing With Bushing Option: Change the 10th digit to "1" (Example: E5.00004.531).

Less Bearing Option: Change the 10th digit to "6" (Example: E5.00004.536).

Moldon Rubber Cast Iron Wheels



Moldon rubber is bonded to the cast iron core. These wheels are quiet in operation and absorb shock and vibration. They help prolong equipment life and protect cargo.

Temperature Range: -45°F to +160°F.

Finish: Black painted cast iron wheel core.

Hardness: 70(±5) Durometer Shore A scale.



Encore Moldon Rubber Cast Iron Wheels • Capacity up to 400 lbs each

Wheel Dia.	Tread Width	Capacity Each (Pounds)	Bearing	Wheel Model Number	Wheel			Spanner Bushing		Weight (Pounds)
					Bearing Bore	Bore Less Bearing	Hub Length	Bore	Length	
4"	2"	320	Roller	E5.00004.649.7	3/4"	1 3/16"	2 3/16"	1/2"	2 7/16"	4 3/8
5"	2"	320	Roller	E5.00005.649.7	3/4"	1 3/16"	2 3/16"	1/2"	2 7/16"	5
6"	2"	360	Roller	E5.00006.649.7	3/4"	1 3/16"	2 3/16"	1/2"	2 7/16"	5 5/8
8"	2"	400	Roller	E5.00008.649.7	3/4"	1 3/16"	2 3/16"	1/2"	2 7/16"	9 1/4

Less Bearing Option: change the 10th digit to "6" (Example E5.00004.646.7).

Polyurethane Cast Iron Wheels

This strong, ultra-durable wheel has a very high strength-to-weight ratio and is capable of long service under heavy loads. Red polyurethane is bonded to the cast iron core.

Temperature Range: -45°F to +180°F.

Hardness: 95(±5) Durometer Shore A scale.

Finish: Silver paint (wheel core).



Encore Polyurethane Cast Iron Wheels • Capacity up to 1200 lbs each

Wheel Dia.	Tread Width	Capacity Each (Pounds)	Bearing	Wheel Model Number	Wheel			Spanner Bushing		Weight (Pounds)
					Bearing Bore	Bore Less Bearing	Hub Length	Bore	Length	
4"	2"	560	Roller	E5.00004.949.7	3/4"	1 3/16"	2 3/16"	1/2"	2 7/16"	4 3/4
5"	2"	800	Roller	E5.00005.949.7	3/4"	1 3/16"	2 3/16"	1/2"	2 7/16"	5
6"	2"	960	Roller	E5.00006.949.7	3/4"	1 3/16"	2 3/16"	1/2"	2 7/16"	5 5/8
8"	2"	1200	Roller	E5.00008.949.7	3/4"	1 3/16"	2 3/16"	1/2"	2 7/16"	9 1/4

Less Bearing Option: change last digit to "6" (Example: E5.00004.946.7).

Cast Iron Wheels

This wheel should be specified when excessive load weights are involved and floor protection is not a factor. Cast iron wheels have high strength to withstand sharp impacts. They should not be used if noise is of major concern or if loads are fragile.

Temperature range: -45°F to +180°F.

Finish: Silver paint.



Encore Cast Iron Wheels • Capacity up to 1500 lbs each

Wheel Dia.	Tread Width	Capacity Each (Pounds)	Bearing	Wheel Model Number	Wheel			Spanner Bushing		Weight (Pounds)
					Bearing Bore	Bore Less Bearing	Hub Length	Bore	Length	
4"	2"	1000	Roller	E5.00004.139	3/4"	1 3/16"	2 3/16"	1/2"	2 7/16"	3 3/8
5"	2"	1000	Roller	E5.00005.139	3/4"	1 3/16"	2 3/16"	1/2"	2 7/16"	5 1/8
6"	2"	1500	Roller	E5.00006.139	3/4"	1 3/16"	2 3/16"	1/2"	2 7/16"	5 3/4
8"	2"	1500	Roller	E5.00008.139	3/4"	1 3/16"	2 3/16"	1/2"	2 7/16"	8 1/2

Less Bearing Option: Change the 10th digit to "6" (Example E5.00004.136).

Hand Truck Wheels



Featuring an off-set hub design, these light weight, high performance hand truck wheels roll longer, quieter and smoother without marking floors.

Temperature range: -45°F to +180°F intermittent service (120°F continuous service).

Hardness: 55(±5) Shore A Scale.

Encore Hand Truck Wheels • Round Black/Grey Tread • Capacity up to 600 lbs each



Wheel Dia.	Tread Width	Capacity Each (Pounds)	Bearing	Wheel Model Number	Wheel		Hub		Weight (Pounds)
					Bearing Bore	Bore Less Bearing	Length Less Bearing	Length With Bearing	
Round Black Tread Models									
8"	2"	280	None (1 3/4" Offset Hub)	E5.00008.586.2	N/A	1 3/8"	1 3/4"	2 1/4"	2 1/4
8"	2"	280	Ball (2" Offset Hub)	E5.00008.585.2	5/8"	1 3/8"	1 3/4"	2 1/4"	2 1/4
8"	2"	280	None (2" Offset Hub)	E5.00008.596.2	N/A	1 3/8"	2"	2 1/4"	2 1/4
8"	2"	280	Ball (2 1/4" Offset Hub)	E5.00008.595.2	5/8"	1 3/8"	2"	2 1/4"	2 1/4
10"	2"	600	None (2" Offset Hub)	E5.00010.596.2	N/A	1 3/8"	2"	2 1/4"	2 7/10
10"	2"	600	Ball (2 1/4" Offset Hub)	E5.00010.595.2	5/8"	1 3/8"	2"	2 1/4"	2 7/10
Round Grey Tread Models									
8"	2"	280	None (1 3/4" Offset Hub)	E5.00008.586	N/A	1 3/8"	1 3/4"	2 1/4"	2 1/4
8"	2"	280	Ball (2" Offset Hub)	E5.00008.585	5/8"	1 3/8"	1 3/4"	2 1/4"	2 1/4
8"	2"	280	None (2" Offset Hub)	E5.00008.596	N/A	1 3/8"	2"	2 1/4"	2 1/4
8"	2"	280	Ball (2 1/4" Offset Hub)	E5.00008.595	5/8"	1 3/8"	2"	2 1/4"	2 1/4
10"	2"	600	None (2" Offset Hub)	E5.00010.596	N/A	1 3/8"	2"	2 1/4"	2 7/10
10"	2"	600	Ball (2 1/4" Offset Hub)	E5.00010.595	5/8"	1 3/8"	2"	2 1/4"	2 7/10

Encore Hand Truck Wheels • Flat Grey Tread • Capacity up to 500 lbs each



Wheel Dia.	Tread Width	Capacity Each (Pounds)	Bearing	Wheel Model Number	Wheel		Hub		Weight (Pounds)
					Bearing Bore	Bore Less Bearing	Length Less Bearing	Length With Bearing	
10"	1 1/2"	500	None (Center Hub)	E4.00010.446	N/A	1 3/8"	2"	2 1/4"	2 7/10
10"	1 1/2"	500	Ball (Center Hub)	E4.00010.445	5/8"	1 3/8"	2"	2 1/4"	2 7/10


Moldon Polyurethane Cast Iron Wheels

A strong, ultra-durable wheel, this wheel has a very high strength-to-weight ratio and is capable of long service under heavy loads. Red polyurethane is bonded to cast iron core.

Temperature range: -45°F to +180°F.

Hardness: 95(±5) Durometer Shore A scale.

Finish: Silver paint (wheel core).



Encore Moldon Polyurethane Cast Iron Wheels • Capacity up to 2800 lbs each

Wheel Dia.	Tread Width	Capacity Each (Pounds)	Bearing	Wheel Model Number	Wheel			Spanner Bushing		Weight (Pounds)
					Bearing Bore	Bore Less Bearing	Hub Length	Bore	Length	
6"	3"	1632	Roller	E7.00006.979.7	1"	1 15/16"	3 1/4"	3/4"	3 1/2"	10 1/2
8"	3"	2000	Roller	E7.00008.979.7	1"	1 15/16"	3 1/4"	3/4"	3 1/2"	11 1/2
10"	3"	2400	Roller	E7.00010.979.7	1"	1 15/16"	3 1/4"	3/4"	3 1/2"	13
12"	3"	2800	Roller	E7.00012.979.7	1"	1 15/16"	3 1/4"	3/4"	3 1/2"	16

Encore Caster Components

Encore 2 Series Components

Swivel Forks



Wheel Dia.	Tread Width	Caster Fork Part #
2 1/2"	1 1/4"	E2.02756
3"	1 1/4"	E2.03856
3 1/2"	1 1/4"	E2.03756
4"	1 1/4"	E2.04756
5"	1 1/4"	E2.05756
6"	1 1/4"	E2.06756

Rigid Forks



Wheel Dia.	Tread Width	Caster Fork Part #
2 1/2"	1 1/4"	E2.02708
3"	1 1/4"	E2.03808
3 1/2"	1 1/4"	E2.03708
4"	1 1/4"	E2.04708
5"	1 1/4"	E2.05708
6"	1 1/4"	E2.06708

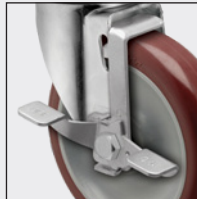
Total Lock Brake Kits



Wheel Dia.	Kit Numbers
3 1/2"	52023.03
4"	52023.04
5"	52023.05

Locks wheel and swivel simultaneously. Specify "BRK5" with caster.

Top Lock Brake Kits



Wheel Dia.	Kit Numbers
2 1/2"	52023.62
3"	52020.96
3 1/2"	52020.93
4"	52020.94
5"	52023.65

Kit includes solid axle.

Cam activated brake locks wheel. Specify "BRK1" with caster.

Wheel Bearings



Delrin
Part Number: 52008.48
(2 required)

Axle Kits



Part Number: 05954.12
3/8" diameter x 2-3/32" length

Encore 4 Series Components

Swivel Forks



Wheel Dia.	Tread Width	Caster Fork Part #
4"	2"	E4.04169
5"	2"	E4.05169
6"	2"	E4.06169
8"	2"	E4.08169

Rigid Forks



Wheel Dia.	Tread Width	Caster Fork Part #
4"	2"	E4.04168
5"	2"	E4.05168
6"	2"	E4.06168
8"	2"	E4.08168

Side Lock Brake Kits



Wheel Dia.	Kit Numbers
4"-5"	05128.30 ¹ 05128.32* ²
6"-8"	05128.29 ¹ 05128.31* ²

Wheel Brakes Work On

¹Moldon Polyurethane, Moldon Rubber, Cast Iron

²Ecoforma, Polyolefin, Ecopoly, Glass Filled Nylon

*Includes Torrington-style roller bearing.

Design places positive locking force against wheel hub to hold loads securely. Specify "BRK3" with caster.

Top Lock Brake Kits



Wheel Dia.	Kit Numbers
4"	05944.14
5"	05944.15
6"	05944.16
8"	05944.18

Cam activated brake locks wheel. Specify "BRK7" with caster.

Wheel Bearings



Roller
Part Number: 55000.23



Delrin
Part Number: 58037.15
(2 required)



Pedestal Precision Ball
Part Number: 57703.11
(2 required)

Axle Kits



Part Number: 05953.76
1/2" diameter x 3-3/8" long

Encore 4 Series Stainless Steel

Stainless Steel Swivel Forks



Wheel Dia.	Tread Width	Caster Fork Part #
4"	2"	E4.04149
5"	2"	E4.05149
6"	2"	E4.06149
8"	2"	E4.08149

Stainless Steel Rigid Forks



Wheel Dia.	Tread Width	Caster Fork Part #
4"	2"	E4.04148
5"	2"	E4.05148
6"	2"	E4.06148
8"	2"	E4.08148

Tech Lock Brake Kits



Wheel Dia.	Kit Numbers
4"	05944.94
5"	05944.95
6"	05944.96
8"	05944.98

Thermoplastic construction with advanced brake pad holds loads securely. Specify "BRK2" with caster.


Top Lock Brake Kits



Wheel Dia.	Kit Numbers
4"	05214.74
5"	05214.75
6"	05214.76
8"	05214.78

Stainless steel design; Cam activated brake locks wheel. Specify "BRK7" with caster.

Wheel Bearings



Stainless Steel Roller
Part Number: 32086.31



Delrin
Part Number: 58037.15
(2 required)



Stainless Steel Pedestal Precision Ball
Part Number: 57703.14
(2 required)

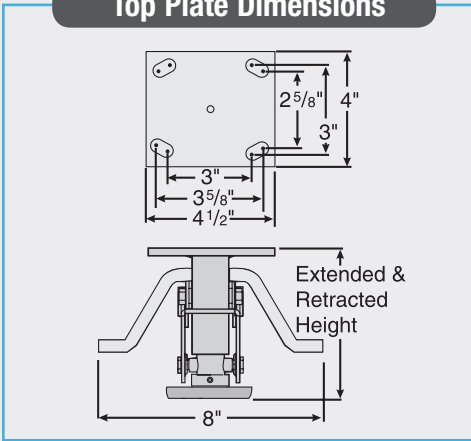
Axle Kit (Stainless Steel)



Part Number: 05214.22
1/2" diameter x 3-3/8" long



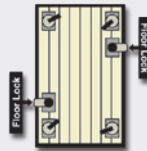
Top Plate Dimensions



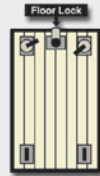
Features

- Designed to hold portable equipment in a desired location
- Activated by toe pressure on the extension pedal or released by toe touching bar
- For best results use in pairs
- Heavy duty construction for industrial strength
- Molded rubber base pad for solid, slip resistant contact
- Adjustable by slight foot pressure for simple, instant locking
- Attractive zinc plated finish

Floor Lock Brake Installation



Recommended Floor Lock mounting position using four swivel casters.



Recommended Floor Lock mounting position using two swivel and two rigid casters.

Encore Floor Lock Brakes are designed for use on level surfaces and are not recommended for use on inclined surfaces. It is important to select a floor lock model that clears the floor when retracted. To adapt a floor lock brake to your present equipment, select a model with an extended height 1/16" to 1/4" greater than the overall height of the caster.

Encore Floor Lock Specifications

	4" x 4-1/2" TOP PLATE MODELS (4 Series Casters)			
MODEL NO.	E9.06045.04	E9.06253.05	E9.06045.06	E9.06025.08
Extended Height	5 5/8"	6 1/2"	7 1/2"	9 1/2"
Retracted Height	4 7/8"	5 3/4"	6 3/4"	8 3/4"
Top Plate Size	4" x 4 1/2"			
Bolt Hole Spacing	3" x 3" to 2 5/8" x 3 5/8"			
Bolt Hole Size	3/8" Slotted			
Weight	3 1/4 lbs.	3 1/2 lbs.	3 3/4 lbs.	4 lbs.
Used with Caster Fork Model Numbers	E4.04169	E4.05169	E4.06169	E4.08169
	E4.04168	E4.05168	E4.06168	E4.08168

Conversion Chart

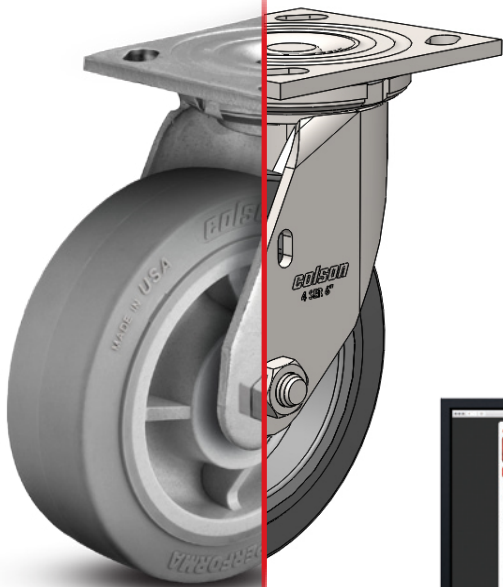


INCHES	INCHES DECIMAL	MILLIMETERS
1/64	.0156	0.397
1/32	.0313	0.794
3/64	.0469	1.191
1/16	.0625	1.588
5/64	.0781	1.984
3/32	.0938	2.381
7/64	.1094	2.778
1/8	.1250	3.175
9/64	.1406	3.572
5/32	.1563	3.969
11/64	.1719	4.366
3/16	.1875	4.763
13/64	.2031	5.159
7/32	.2188	5.556
15/64	.2344	5.953
1/4	.2500	6.350
17/64	.2656	6.747
9/32	.2813	7.144
19/64	.2969	7.541
5/16	.3125	7.938
21/64	.3281	8.334
11/32	.3438	8.731
23/64	.3594	9.128
3/8	.3750	9.525
25/64	.3906	9.922
13/32	.4063	10.319
27/64	.4219	10.716
7/16	.4375	11.113
29/64	.4531	11.509
15/32	.4688	11.906
31/64	.4844	12.303
1/2	.5000	12.700
33/64	.5156	13.097
17/32	.5313	13.494
35/64	.5469	13.891
9/16	.5625	14.288
37/64	.5781	14.684
19/32	.5938	15.081
39/64	.6094	15.478
5/8	.6250	15.875

INCHES	INCHES DECIMAL	MILLIMETERS
41/64	.6406	16.272
21/32	.6563	16.669
43/64	.6719	17.066
11/16	.6875	17.463
45/64	.7031	17.859
23/32	.7188	18.256
47/64	.7344	18.653
3/4	.7500	19.050
49/64	.7656	19.447
25/32	.7813	19.844
51/64	.7969	20.241
13/16	.8125	20.638
53/64	.8281	21.034
27/32	.8438	21.431
55/64	.8594	21.828
7/8	.8750	22.225
57/64	.8906	22.622
29/32	.9063	23.019
59/64	.9219	23.416
15/16	.9375	23.813
61/64	.9531	24.209
31/32	.9688	24.606
63/64	.9844	25.003
1	1.0000	25.400
2	2.0000	50.800
3	3.0000	76.200
4	4.0000	101.600
5	5.0000	127.000
6	6.0000	152.400
7	7.0000	177.800
8	8.0000	203.200
9	9.0000	228.600
10	10.0000	254.000
11	11.0000	279.400
12	12.0000	304.800
13	13.0000	330.200
14	14.0000	355.600
15	15.0000	381.000
16	16.0000	406.400
17	17.0000	431.800

To convert pounds to kilograms use the following formula:
 Kilograms = Pounds ÷ 2.2046

Download 3D CAD Models!



ONLINE

www.ColsonCaster.com

APP STORE

Search: "Caster CAD 3D"



colson®

The Most Trusted Casters IN THE WORLD

800-643-5515

3700 Airport Road • Jonesboro, AR 72401
Fax: 800-356-6708 • info1@colsoncaster.com



www.ColsonCaster.com